

US00D796939S

(12) **United States Design Patent**
Julian

(10) **Patent No.:** **US D796,939 S**

(45) **Date of Patent:** **** Sep. 12, 2017**

(54) **PEGBOARD CLAMP**

(71) Applicant: **Timothy G. Julian**, Morrison, TN (US)

(72) Inventor: **Timothy G. Julian**, Morrison, TN (US)

(**) Term: **15 Years**

(21) Appl. No.: **29/549,560**

(22) Filed: **Dec. 22, 2015**

(51) **LOC (10) Cl.** **08-05**

(52) **U.S. Cl.**
USPC **D8/367**

(58) **Field of Classification Search**
USPC D8/367, 354, 349, 394, 372, 398, 382;
D3/228; 224/247, 197; 248/220.43,
248/220.42

CPC F16L 3/13; F16L 3/26; A47G 23/0225;
A47G 25/06; A47G 1/16; A47F 5/0846;
A47F 5/02; A47F 5/0823; H02G 11/003;
D06F 5/00; E04H 17/10; A45F 5/02;
F16B 45/02

See application file for complete search history.

(56) **References Cited**

U.S. PATENT DOCUMENTS

D168,074 S *	10/1952	Symington	D8/354
3,484,069 A *	12/1969	Larson	A47F 5/0823 211/100
3,565,379 A	2/1971	Messler		
3,591,117 A	7/1971	Mazzetti		
4,304,382 A *	12/1981	Jelen	A47F 5/0823 211/89.01
4,645,154 A	2/1987	Bly		
D306,133 S *	2/1990	Zupancic	D8/354

4,941,632 A	7/1990	Couls et al.		
5,407,160 A	4/1995	Hollingsworth		
D366,609 S	1/1996	McDonald		
5,794,895 A	8/1998	Besserer et al.		
5,881,982 A	3/1999	Hollingsworth		
D428,802 S *	8/2000	Villano	D20/43
D629,679 S *	12/2010	Riddell	D8/394
D658,977 S *	5/2012	Riddell	D8/394
D712,729 S *	9/2014	Cushing	D8/395
D773,836 S *	12/2016	Eads	D6/323
2016/0320034 A1 *	11/2016	Wessel	F21V 21/088

* cited by examiner

Primary Examiner — Cynthia Underwood
(74) *Attorney, Agent, or Firm* — Richard L. Miller

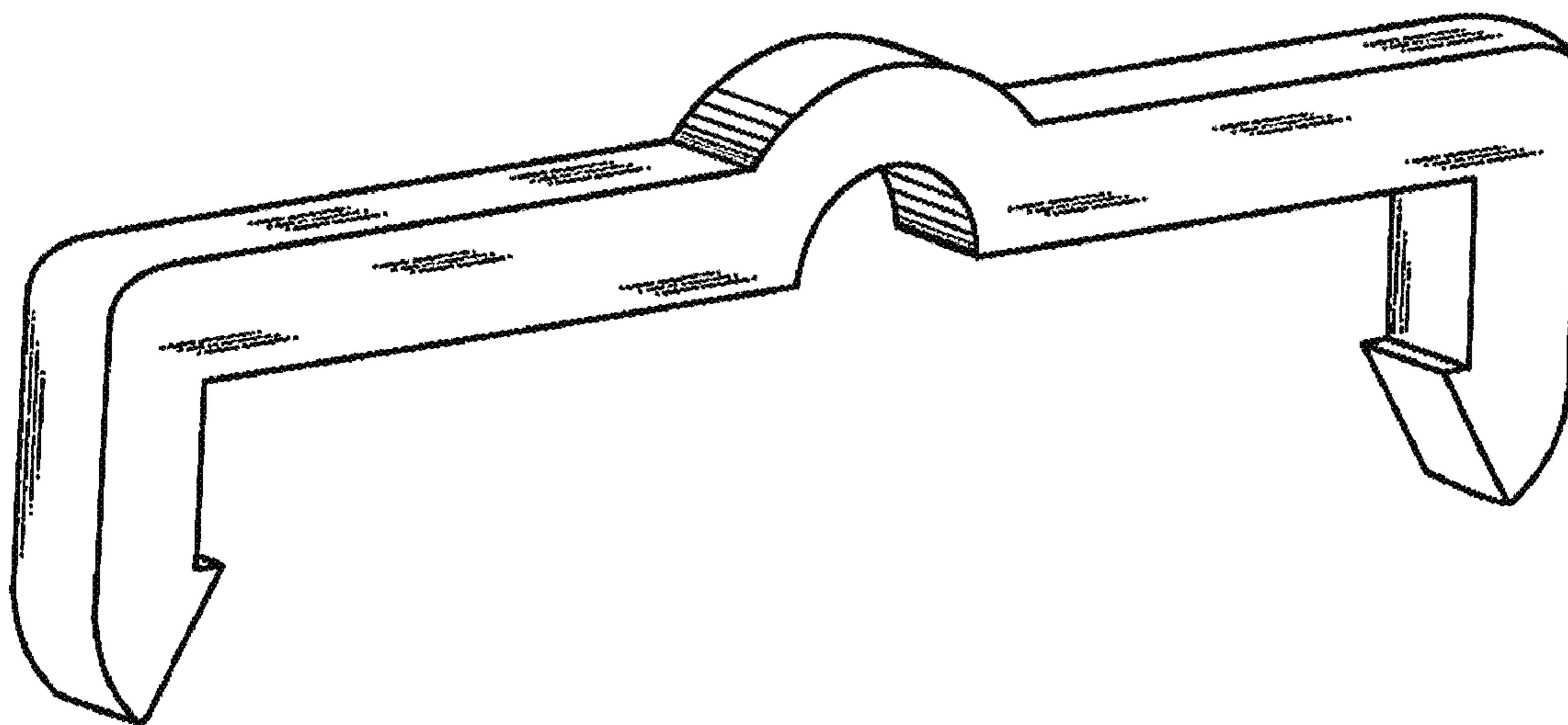
(57) **CLAIM**

The ornamental design for a pegboard clamp, as shown and described.

DESCRIPTION

FIG. 1 is a perspective view of a pegboard clamp showing my new design;
FIG. 2 is a top plan view thereof;
FIG. 3 is a left side elevational view thereof, the right side elevational view being a mirror image thereof;
FIG. 4 is a front elevational view thereof, the rear elevational view being a mirror image thereof; and,
FIG. 5 is a bottom plan view thereof.

1 Claim, 2 Drawing Sheets



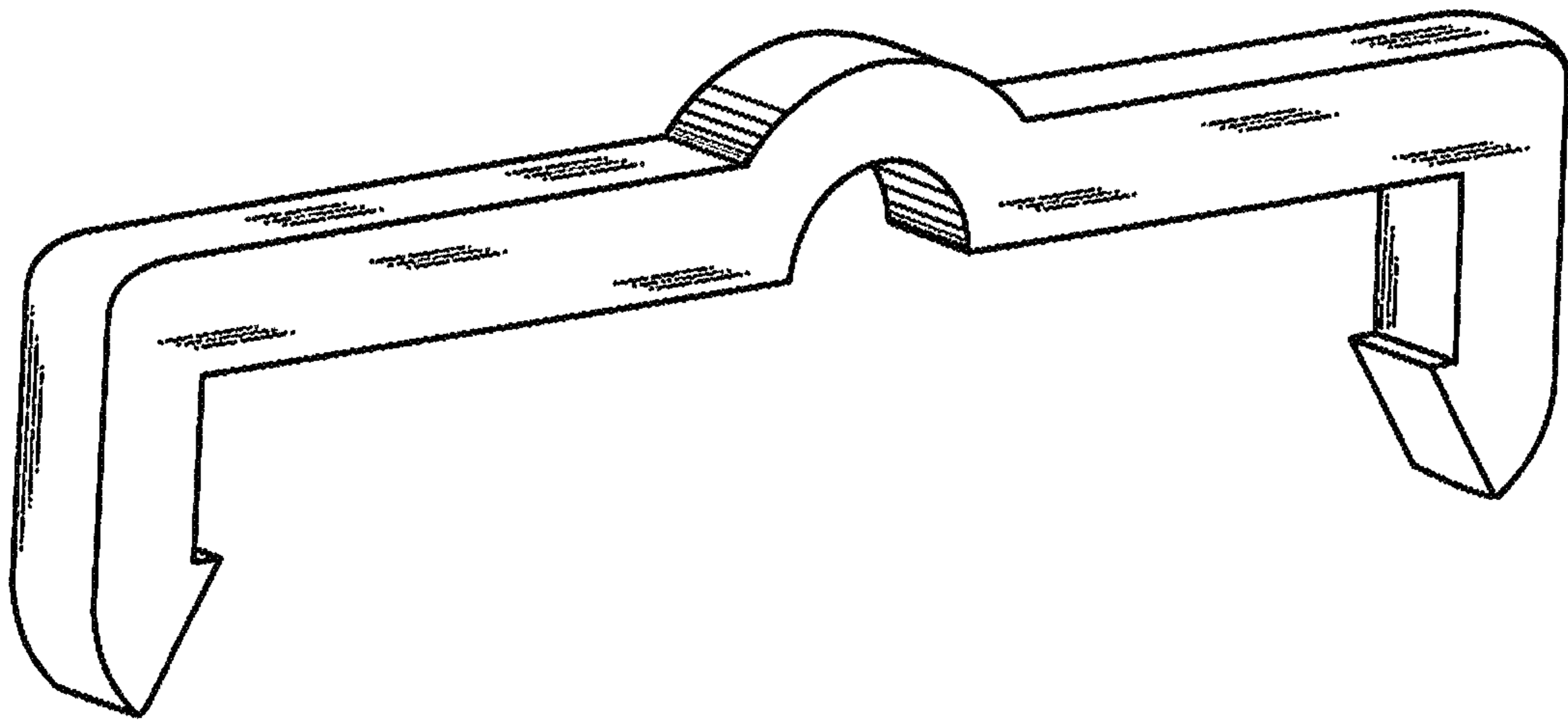


Fig. 1

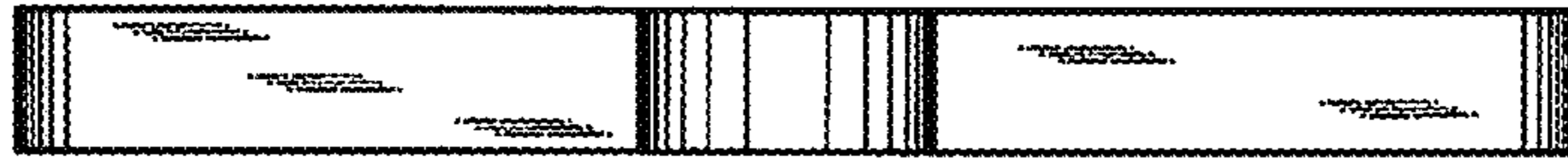


Fig. 2



Fig. 3

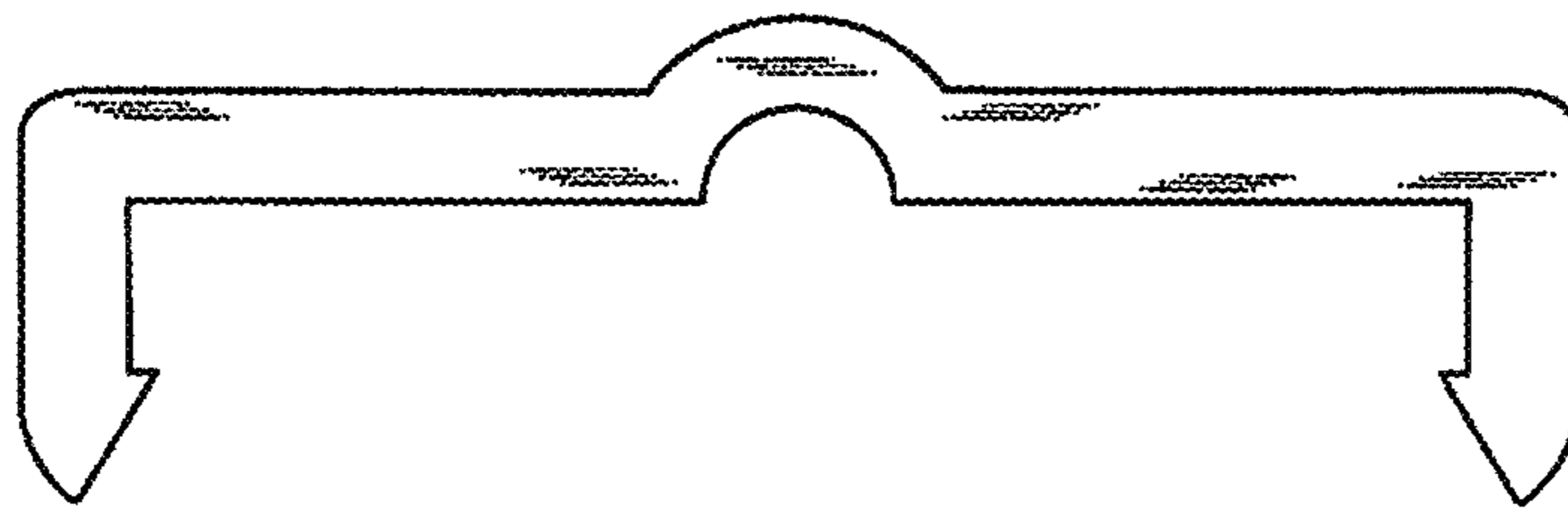


Fig. 4



Fig. 5