



US00D796915S

(12) **United States Design Patent** (10) **Patent No.:** **US D796,915 S**  
**Liu** (45) **Date of Patent:** **\*\* Sep. 12, 2017**

(54) **KNIFE BOLSTER**  
(71) Applicant: **Yunxing Liu**, Irvine, CA (US)  
(72) Inventor: **Yunxing Liu**, Irvine, CA (US)  
(\*\*) Term: **15 Years**  
(21) Appl. No.: **29/547,183**  
(22) Filed: **Dec. 1, 2015**  
(51) **LOC (10) Cl.** ..... **07-03**  
(52) **U.S. Cl.**  
USPC ..... **D7/649**  
(58) **Field of Classification Search**  
USPC ..... D7/649, 381, 393; D8/98, 107  
CPC ..... B26B 3/00-3/03  
See application file for complete search history.

(56) **References Cited**  
U.S. PATENT DOCUMENTS  
D110,283 S \* 6/1938 Goodrich ..... D7/649  
D207,441 S \* 4/1967 Latham ..... D7/649  
4,578,864 A \* 4/1986 Hoffman ..... B26B 1/10  
30/161  
D303,748 S \* 10/1989 Yamagishi ..... D7/649  
D320,544 S \* 10/1991 Thompson ..... D22/118  
D329,185 S \* 9/1992 Hasegawa ..... D8/107  
5,485,677 A \* 1/1996 Seber ..... B26B 3/06  
30/142  
D392,870 S \* 3/1998 Balolia ..... D22/118  
D424,886 S \* 5/2000 Fierus ..... D7/649  
D425,365 S \* 5/2000 Chien ..... D7/401.2  
D473,430 S \* 4/2003 Fedor ..... D7/649  
D483,643 S \* 12/2003 Chien ..... D7/401.2  
D499,301 S \* 12/2004 Chen ..... D7/401.2  
D503,308 S \* 3/2005 Li ..... D7/401.2  
D513,927 S \* 1/2006 Chen ..... D7/395  
D538,590 S \* 3/2007 Stahl ..... D7/395  
D539,082 S \* 3/2007 Molayem ..... D7/393  
D539,083 S \* 3/2007 Molayem ..... D7/393

D643,258 S \* 8/2011 Spiegel ..... D7/649  
D649,411 S \* 11/2011 Lo ..... D7/649  
D660,098 S \* 5/2012 Chen ..... D7/401.2  
D674,670 S \* 1/2013 Thun ..... D7/649  
D693,186 S \* 11/2013 Hollinger ..... D7/649  
D698,615 S \* 2/2014 Wandrup ..... D7/649  
D700,497 S \* 3/2014 Wu ..... D8/107  
D704,009 S \* 5/2014 Wandrup ..... D7/642  
D710,158 S \* 8/2014 Berger ..... D7/401.2  
D721,537 S \* 1/2015 Schmidt ..... D7/401.2  
D730,117 S \* 5/2015 Hiltenbrand ..... D7/401.2  
D735,529 S \* 8/2015 Bell ..... D7/401.2  
2001/0042309 A1 \* 11/2001 Sanelli ..... A47G 21/02  
30/147  
2003/0226263 A1 \* 12/2003 Fedor ..... B26B 3/00  
30/298.4  
2005/0115083 A1 \* 6/2005 Lauridsen ..... B26B 3/00  
30/340  
2006/0117575 A1 \* 6/2006 Tetreault ..... A47G 21/14  
30/298.4

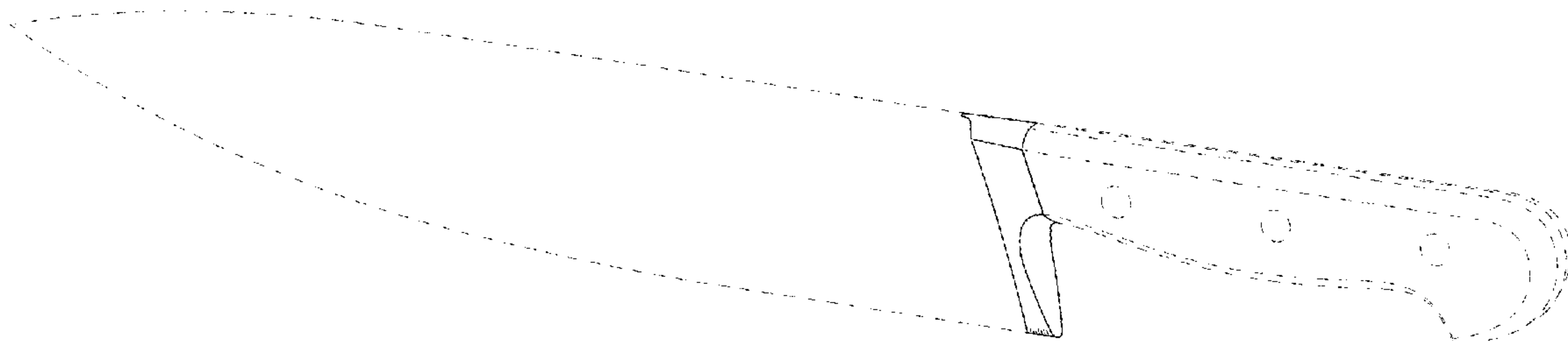
(Continued)

*Primary Examiner* — Robin V Webster  
*Assistant Examiner* — Rachel Voorhies

(57) **CLAIM**  
The ornamental design for a knife bolster, as shown and described.

**DESCRIPTION**  
FIG. 1 is a left side perspective view of the knife bolster, showing my new design.  
FIG. 2. is a left-side view thereof, the right-side being a mirror image.  
FIG. 3 is a top view thereof.  
FIG. 4 is a bottom view thereof.  
FIG. 5. is a rear view thereof; and,  
FIG. 6 is a front view thereof.  
The broken lines shown in the drawings illustrate the environment of the claimed design and form no part thereof.

**1 Claim, 3 Drawing Sheets**



(56)

**References Cited**

U.S. PATENT DOCUMENTS

2006/0117576 A1\* 6/2006 Demers ..... B25G 1/102  
30/340  
2009/0100683 A1\* 4/2009 Lion ..... B24D 15/084  
30/138  
2012/0124844 A1\* 5/2012 Droese ..... B26B 9/02  
30/314  
2014/0099867 A1\* 4/2014 Boelter ..... B24B 3/54  
451/45  
2015/0040404 A1\* 2/2015 Rigas ..... B25G 1/10  
30/165

\* cited by examiner

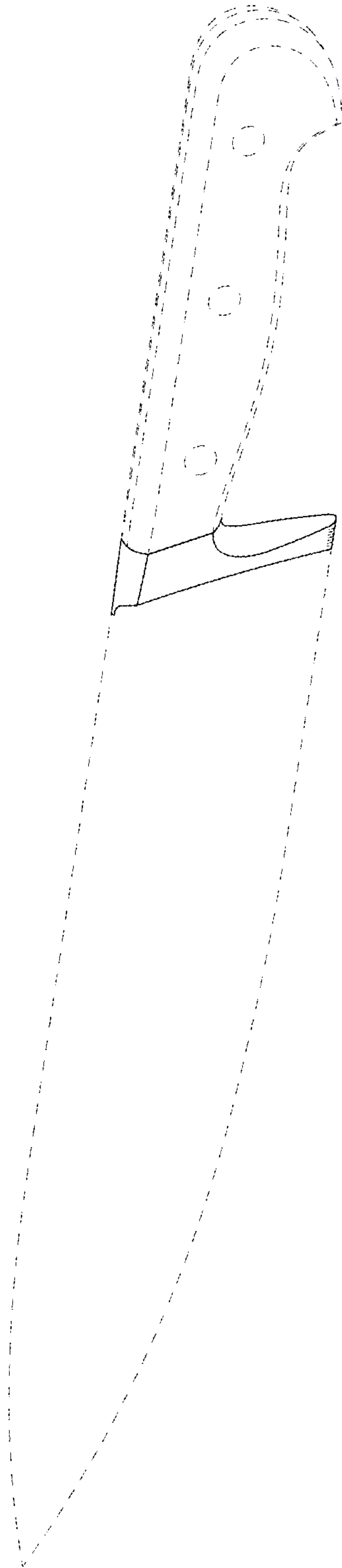


Fig. 1



Fig. 2




Fig. 3




Fig. 4

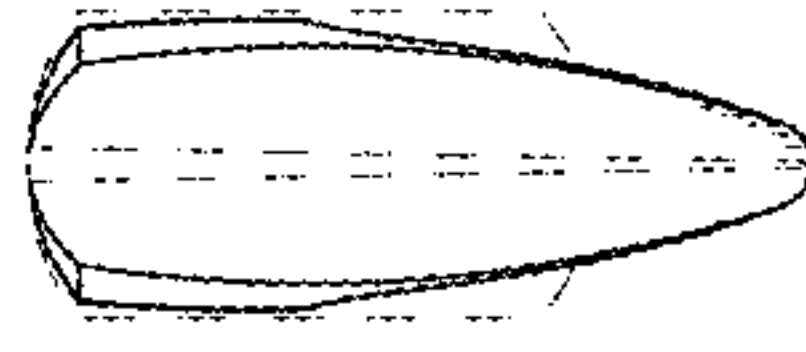


Fig. 6

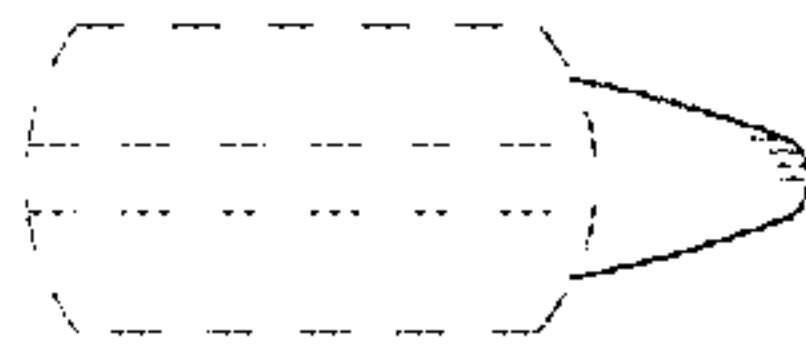


Fig. 5