



US00D796914S

(12) **United States Design Patent** (10) **Patent No.:** **US D796,914 S**
Liu (45) **Date of Patent:** **** Sep. 12, 2017**

(54) **KNIFE HANDLE AND BOLSTER**
(71) Applicant: **Yunxing Liu**, Irvine, CA (US)
(72) Inventor: **Yunxing Liu**, Irvine, CA (US)
(**) Term: **15 Years**
(21) Appl. No.: **29/547,181**
(22) Filed: **Dec. 1, 2015**
(51) **LOC (10) Cl.** **07-03**
(52) **U.S. Cl.**
USPC **D7/649**
(58) **Field of Classification Search**
USPC D7/649, 381, 393; D8/98, 107
CPC B26B 3/00–3/03
See application file for complete search history.

D643,258 S * 8/2011 Spiegel D7/649
D649,411 S * 11/2011 Lo D7/649
D660,098 S * 5/2012 Chen D7/401.2
D674,670 S * 1/2013 Thun D7/649
D693,186 S * 11/2013 Hollinger D7/649
D698,615 S * 2/2014 Wandrup D7/649
D700,497 S * 3/2014 Wu D8/107
D704,009 S * 5/2014 Wandrup D7/642
D710,158 S * 8/2014 Berger D7/401.2
D721,537 S * 1/2015 Schmidt D7/401.2
D730,117 S * 5/2015 Hiltenbrand D7/401.2
D735,529 S * 8/2015 Bell D7/401.2
2001/0042309 A1 * 11/2001 Sanelli A47G 21/02
30/147
2003/0226263 A1 * 12/2003 Fedor B26B 3/00
30/298.4
2005/0115083 A1 * 6/2005 Lauridsen B26B 3/00
30/340
2006/0117575 A1 * 6/2006 Tetreault A47G 21/14
30/298.4

(Continued)

Primary Examiner — Robin V Webster
Assistant Examiner — Rachel Voorhies

(56) **References Cited**
U.S. PATENT DOCUMENTS

D110,283 S * 6/1938 Goodrich D7/649
D207,441 S * 4/1967 Latham D7/649
4,578,864 A * 4/1986 Hoffman B26B 1/10
30/161
D303,748 S * 10/1989 Yamagishi D7/649
D320,544 S * 10/1991 Thompson D22/118
D329,185 S * 9/1992 Hasegawa D8/107
5,485,677 A * 1/1996 Seber B26B 3/06
30/142
D392,870 S * 3/1998 Balolia D22/118
D424,886 S * 5/2000 Fierus D7/649
D425,365 S * 5/2000 Chien D7/401.2
D473,430 S * 4/2003 Fedor D7/649
D483,643 S * 12/2003 Chien D7/401.2
D499,301 S * 12/2004 Chen D7/401.2
D503,308 S * 3/2005 Li D7/401.2
D513,927 S * 1/2006 Chen D7/395
D538,590 S * 3/2007 Stahl D7/395
D539,082 S * 3/2007 Molayem D7/393
D539,083 S * 3/2007 Molayem D7/393

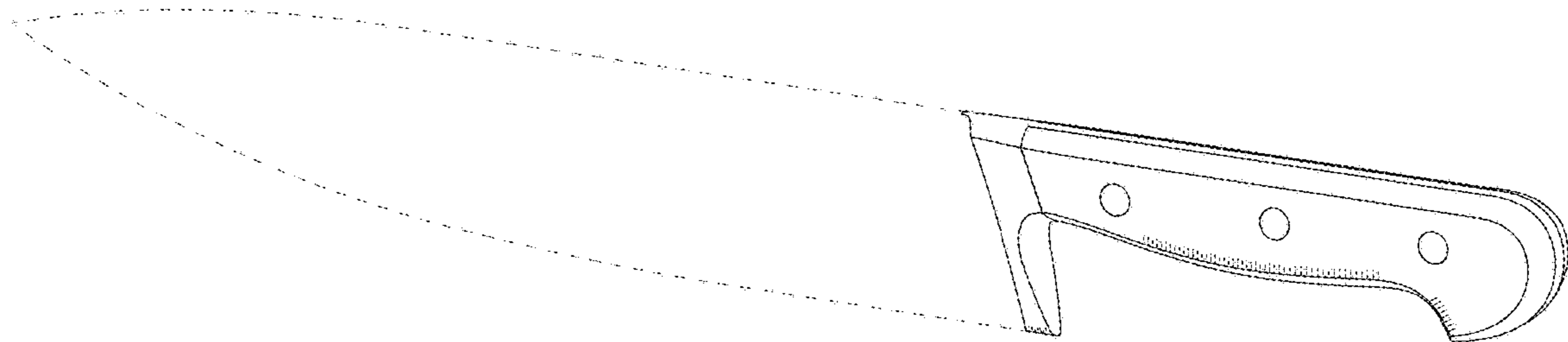
(57) **CLAIM**

The ornamental design for a knife handle and bolster, as shown and described.

DESCRIPTION

FIG. 1 is a left side perspective view of the knife handle and bolster, showing my new design.
FIG. 2. is a left-side view thereof, the right-side being a mirror image.
FIG. 3 is a top view thereof.
FIG. 4 is a bottom view thereof.
FIG. 5. is a rear view thereof; and,
FIG. 6 is a front view thereof.
The broken lines shown in the drawings illustrate the environment of the claimed design and form no part thereof.

1 Claim, 3 Drawing Sheets



(56)

References Cited

U.S. PATENT DOCUMENTS

2006/0117576 A1* 6/2006 Demers B25G 1/102
30/340
2009/0100683 A1* 4/2009 Lion B24D 15/084
30/138
2012/0124844 A1* 5/2012 Droese B26B 9/02
30/314
2014/0099867 A1* 4/2014 Boelter B24B 3/54
451/45
2015/0040404 A1* 2/2015 Rigas B25G 1/10
30/165

* cited by examiner




Fig. 1




Fig. 2

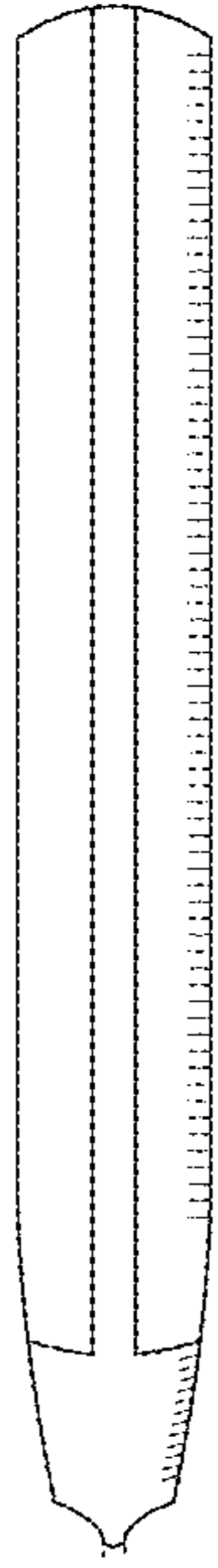


Fig. 3

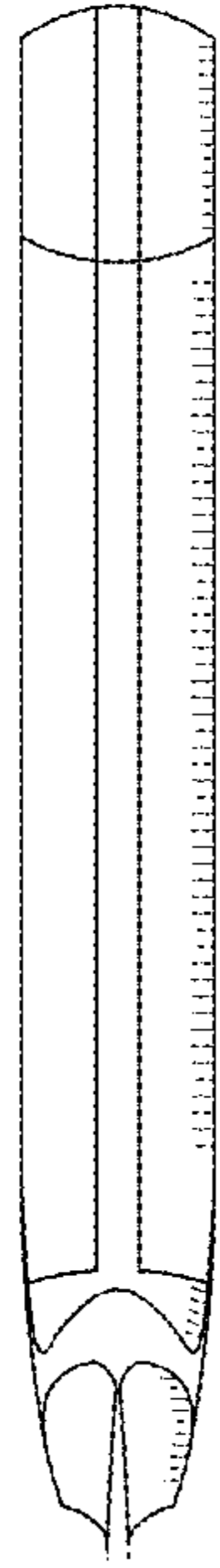


Fig. 4

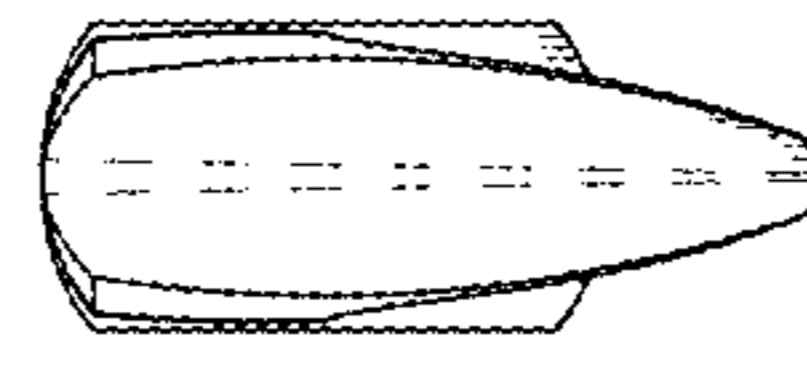


Fig. 6

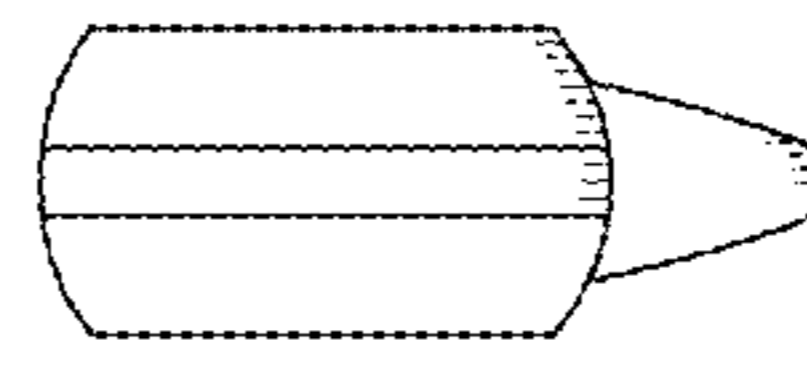


Fig. 5