



US00D796906S

(12) **United States Design Patent**
Schlegel et al.

(10) **Patent No.:** **US D796,906 S**

(45) **Date of Patent:** **** Sep. 12, 2017**

(54) **DRINKING CUP**

(71) Applicant: **Helen of Troy Limited**, Belleville, St. Michael (BB)

(72) Inventors: **Reid Schlegel**, Brooklyn, NY (US);
John Traub, Brooklyn, NY (US)

(73) Assignee: **Helen of Troy Limited**, Belleville, St. Michael (BB)

(**) Term: **15 Years**

(21) Appl. No.: **29/538,932**

(22) Filed: **Sep. 9, 2015**

(51) **LOC (10) Cl.** **07-01**

(52) **U.S. Cl.**

USPC **D7/534**; D7/510; D7/511

(58) **Field of Classification Search**

USPC D7/507, 509, 510, 511, 523, 529, 531,
D7/532, 533, 534, 608, 300.2, 591, 598,
D7/601, 602, 387, 392.1, 396.2, 396.1,
D7/398, 399, 397, 400, 516, 518, 519;
D9/435, 436, 519, 549, 552, 556, 559,
D9/439, 440, 434; D21/386; D24/196,
D24/197; 220/592.16, 292.17, 705, 710,
220/495.03

CPC A47G 19/22; A47G 19/2211;
A47G 19/2216; A47G 19/2222;
A47G 19/2233

See application file for complete search history.

(56) **References Cited**

U.S. PATENT DOCUMENTS

D311,063 S * 10/1990 Stephenson D24/197
D315,213 S * 3/1991 Ohnuki D24/197
D326,796 S * 6/1992 Kawano D7/510
D341,892 S * 11/1993 Yagi D24/197
D425,362 S * 5/2000 Meyers D7/392
D461,361 S * 8/2002 Orr D7/392.1
D472,424 S * 4/2003 Shumway D7/392.1

D476,849 S * 7/2003 Randolph D7/510
D484,739 S * 1/2004 Shumway D7/392.1
D492,883 S * 7/2004 Shumway D7/392.1
D515,867 S * 2/2006 Randolph D7/392.1
D520,809 S * 5/2006 Randolph D7/392.1
D599,616 S * 9/2009 Cresswell D7/392.1
D642,435 S * 8/2011 Schofield D24/197
D642,865 S * 8/2011 Schofield D24/197
D642,866 S * 8/2011 Schofield D24/197
D669,733 S * 10/2012 Jewett D7/392.1
D675,480 S * 2/2013 Thomas D7/507
D679,948 S * 4/2013 Meyer D24/197
D683,185 S * 5/2013 Thomas D7/510
D684,426 S * 6/2013 Bottomley D7/510
D720,464 S * 12/2014 Prentice D24/197
D730,697 S * 6/2015 Johnson D7/510
D732,676 S * 6/2015 Prentice D24/197
D734,095 S * 7/2015 Thomas D24/197
D748,435 S * 2/2016 Thalmann D7/510

(Continued)

Primary Examiner — Marianne Pandozzi

Assistant Examiner — Jae Liang

(74) *Attorney, Agent, or Firm* — Rankin, Hill & Clark
LLP

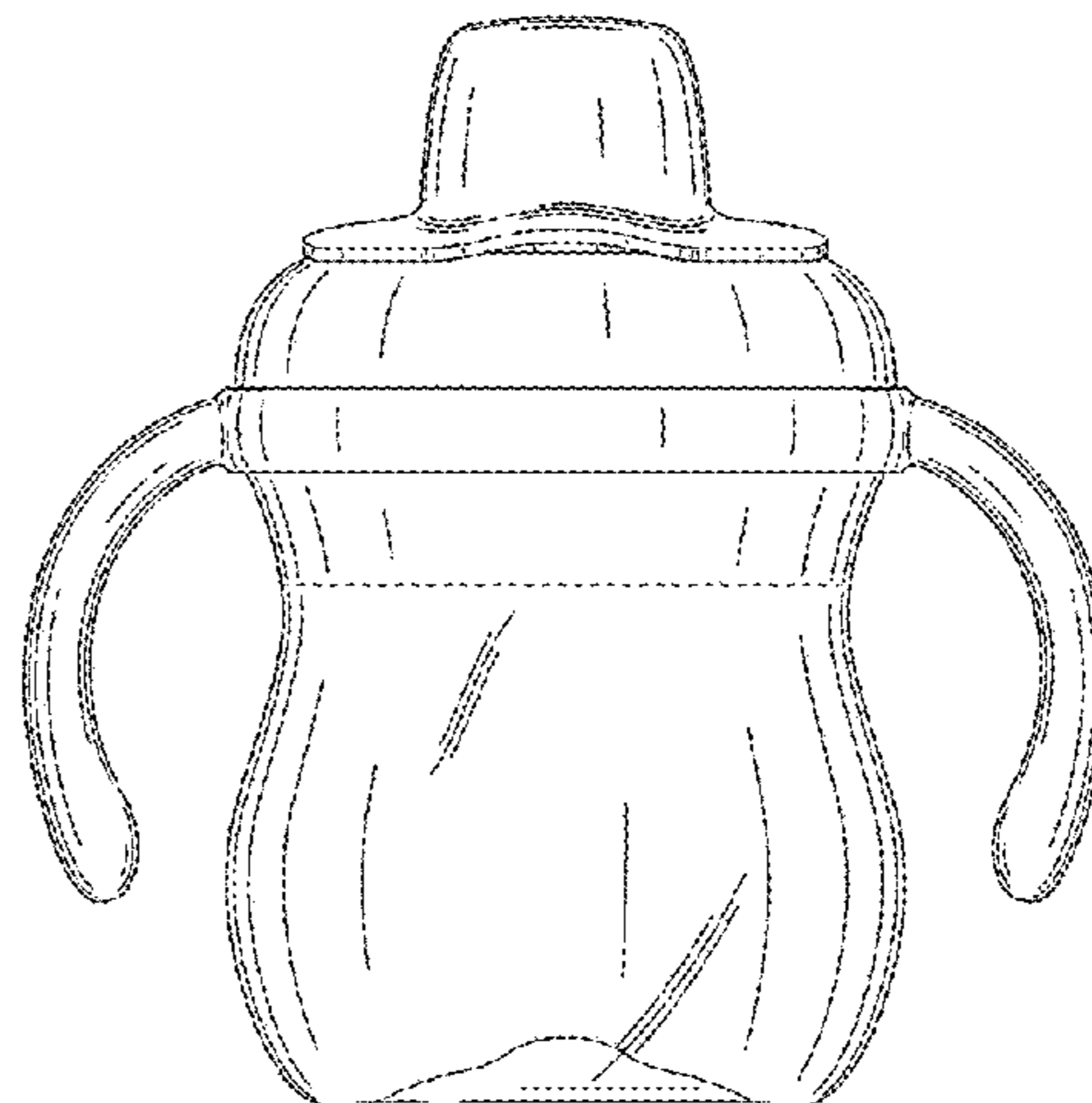
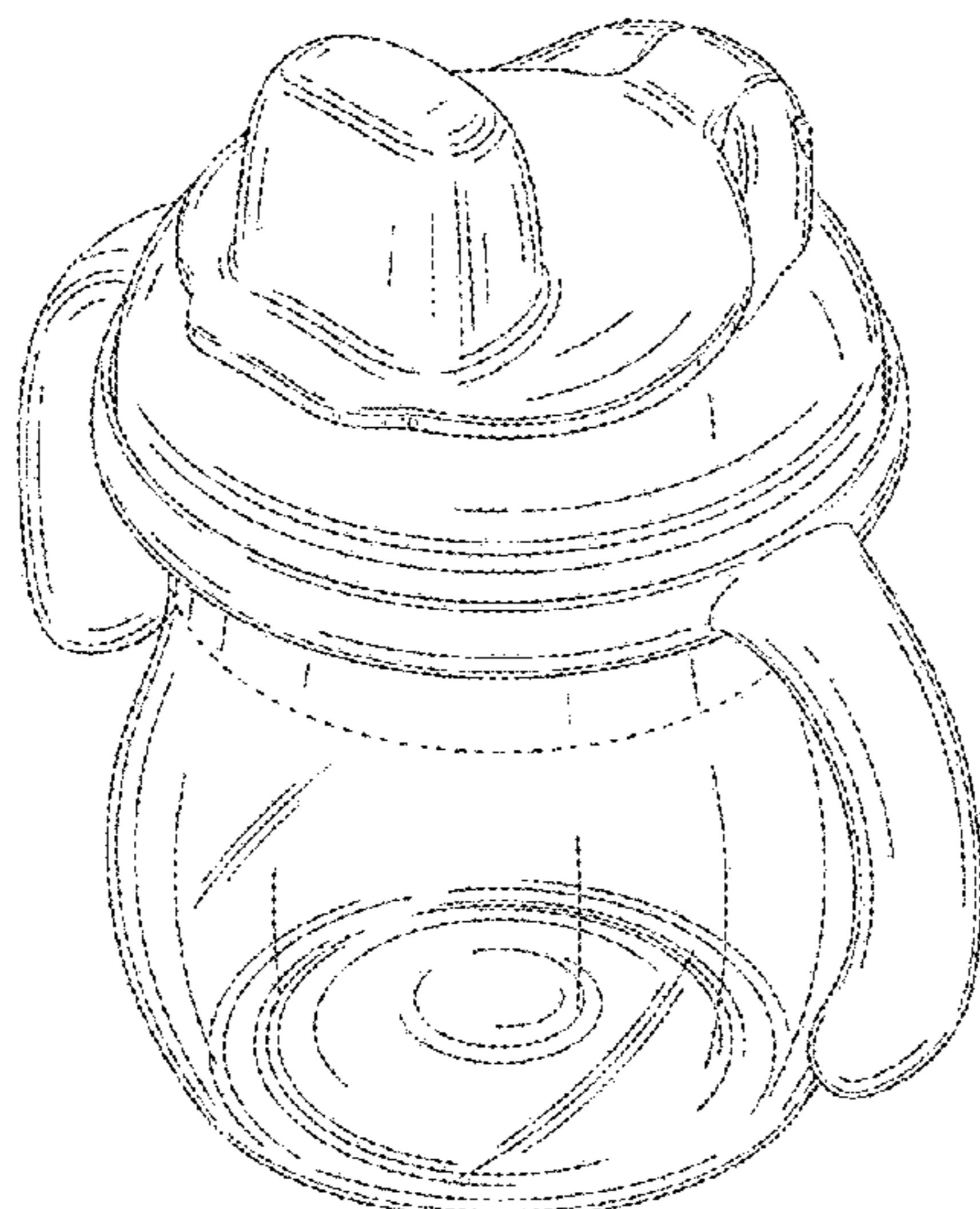
(57) **CLAIM**

The ornamental design for a drinking cup, as shown and described.

DESCRIPTION

FIG. 1 is a perspective view of a drinking cup in its closed position showing our new design; FIG. 2 is a front elevational view thereof; FIG. 3 is a rear elevational view thereof; FIG. 4 is a left side elevational view thereof; FIG. 5 is a right side elevational view thereof; FIG. 6 is a top plan view thereof; FIG. 7 is a bottom plan view thereof; and, FIG. 8 is a perspective view thereof in its open position. The broken lines in the drawings depict portions of the drinking cup that form no part of the claimed design.

1 Claim, 8 Drawing Sheets



(56)

References Cited

U.S. PATENT DOCUMENTS

D750,439 S	*	3/2016	Saxton	D7/509
D762,419 S	*	8/2016	Parker	D7/510
D763,624 S	*	8/2016	Parker	D7/510

* cited by examiner

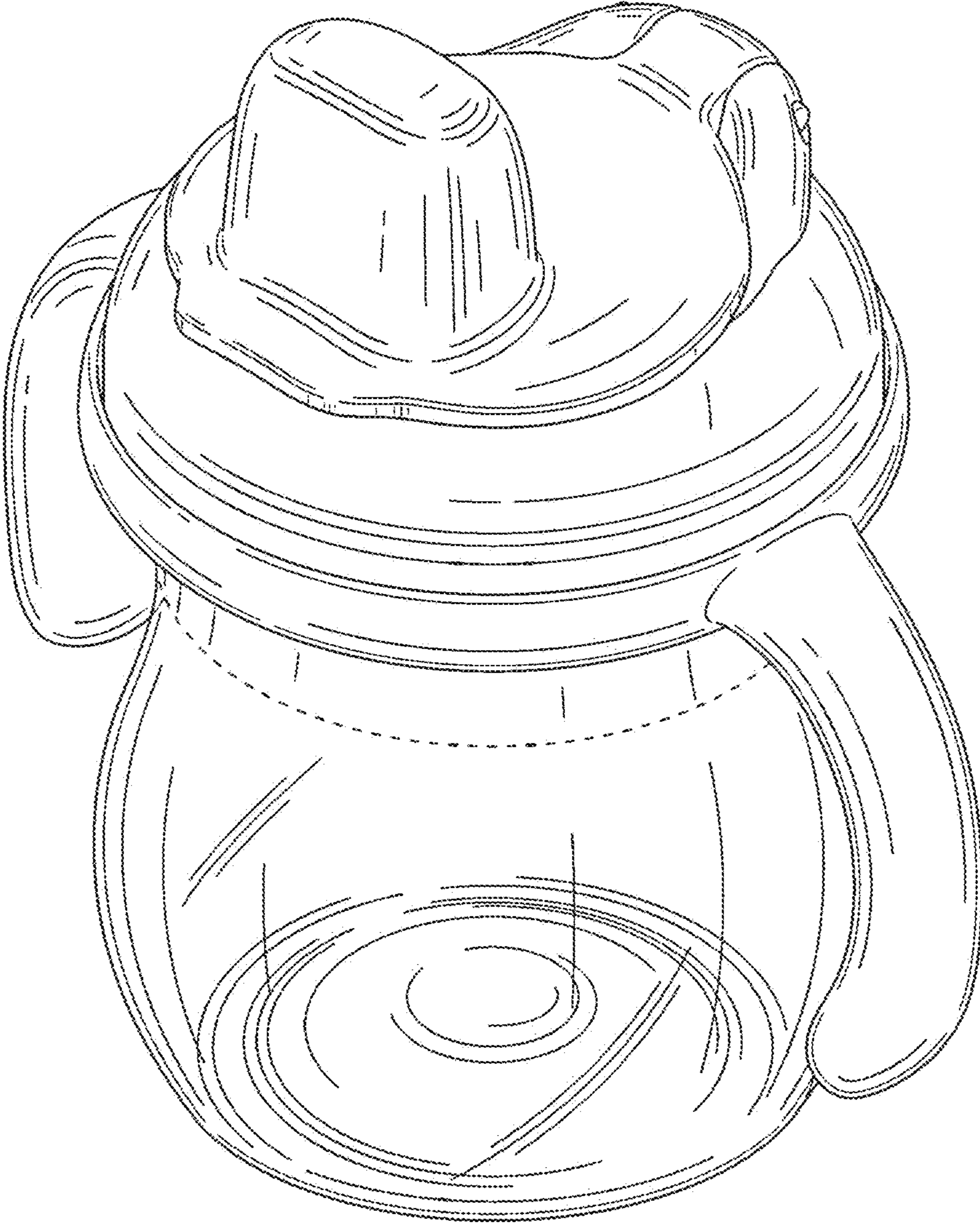


FIG. 1




FIG. 2




FIG. 3

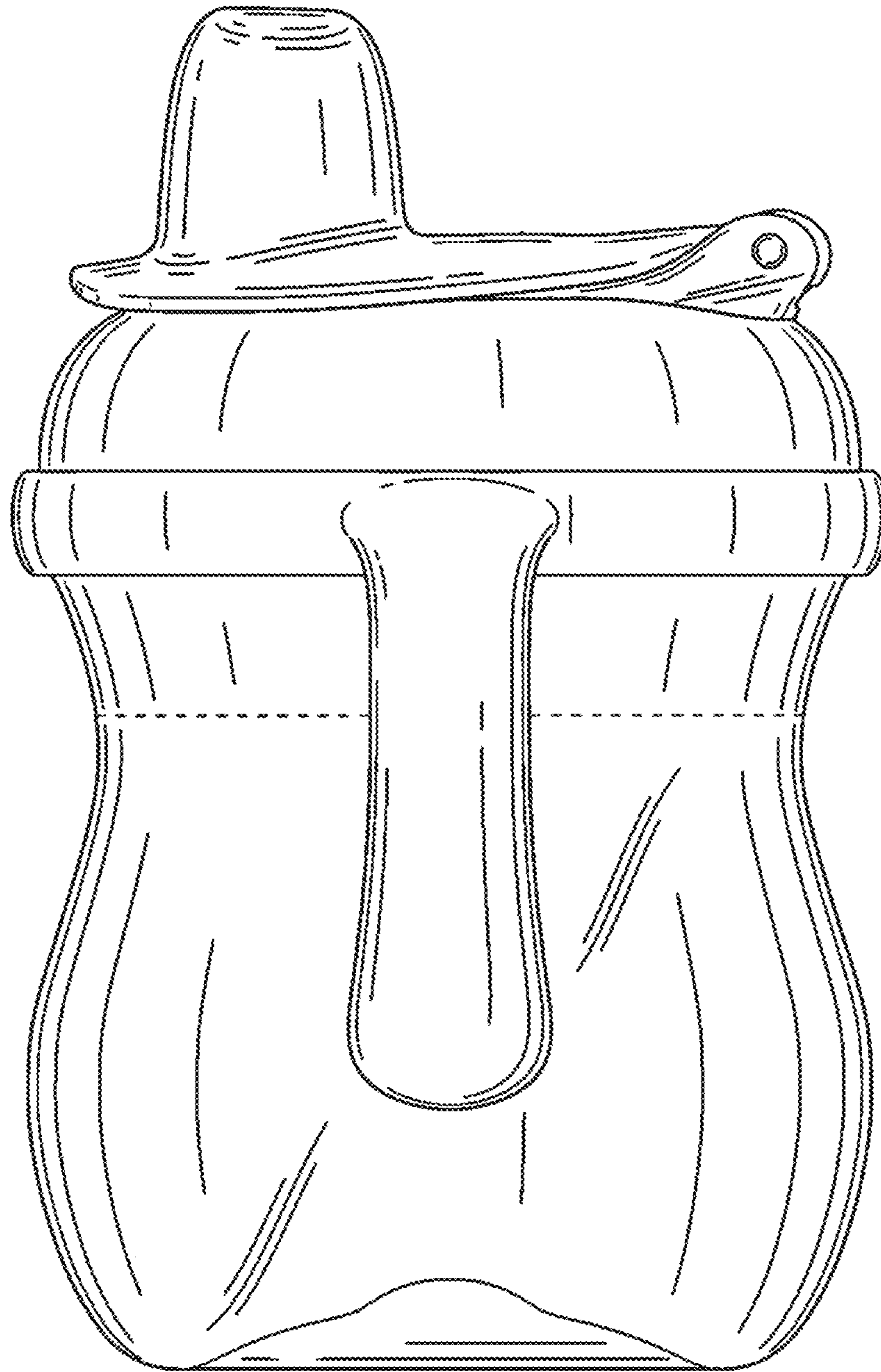


FIG. 4

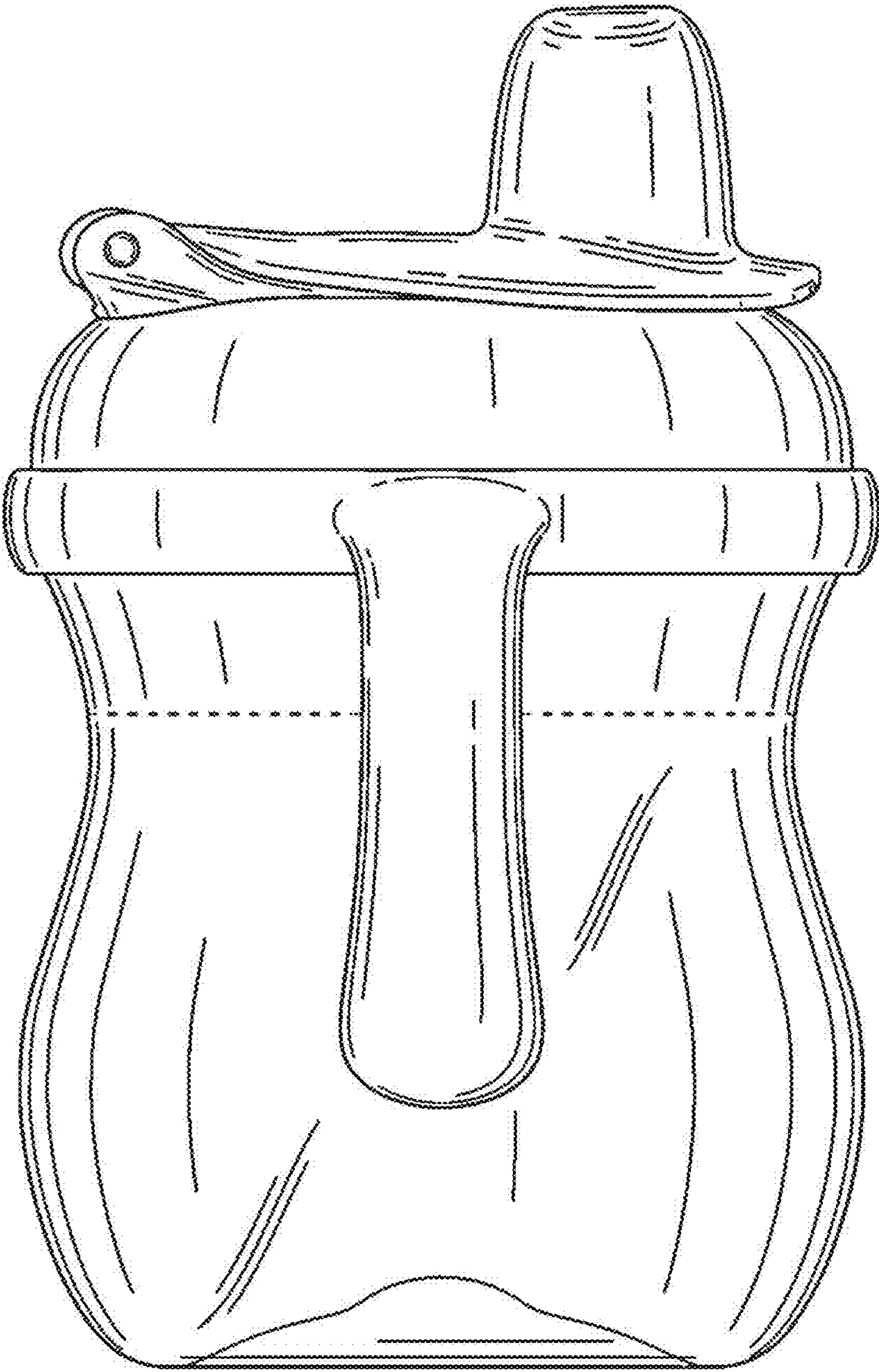


FIG. 5

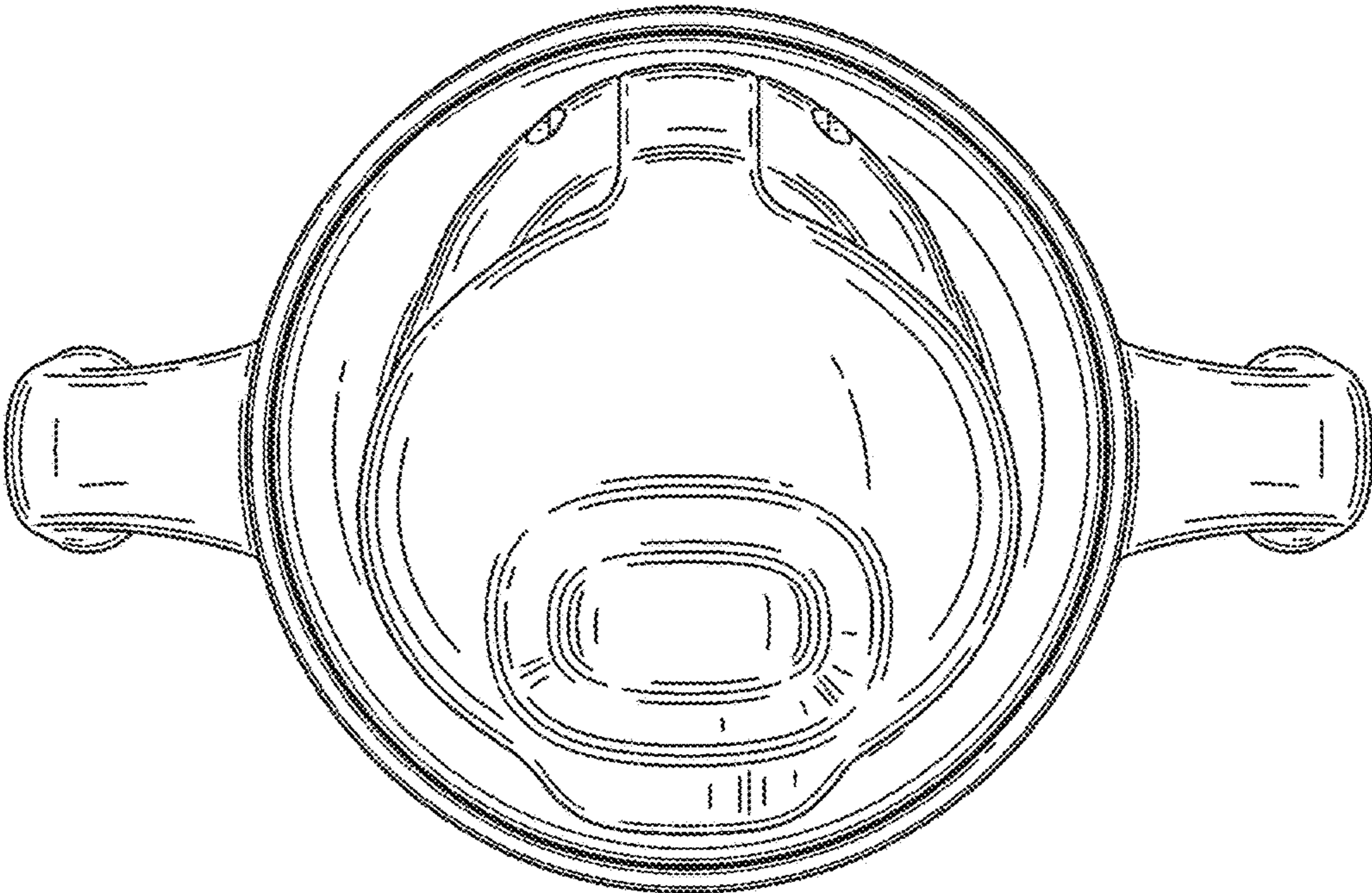


FIG. 6




FIG. 7

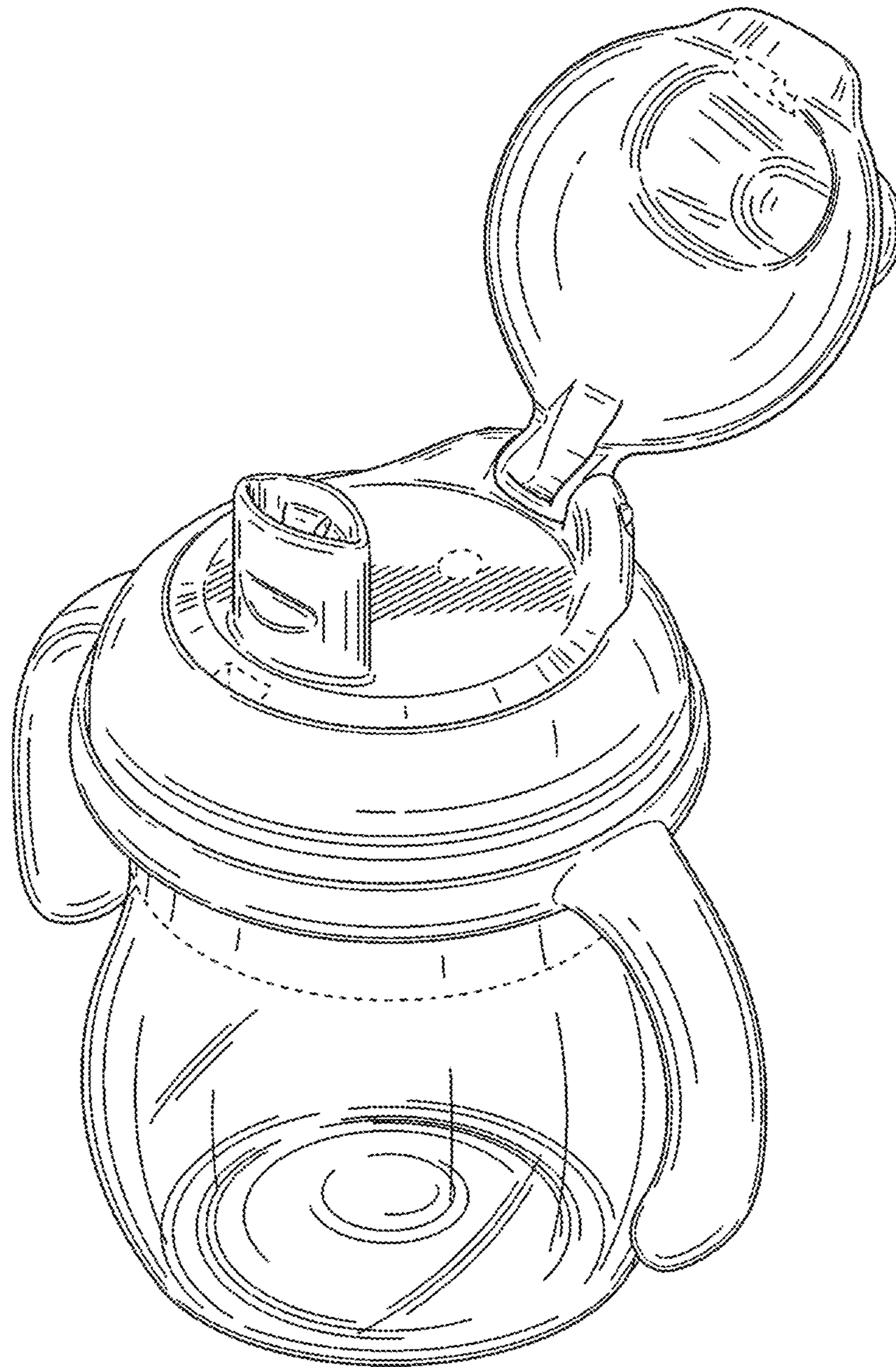


FIG. 8