



US00D796896S

(12) **United States Design Patent**  
**Blaise**

(10) **Patent No.:** **US D796,896 S**

(45) **Date of Patent:** **\*\* Sep. 12, 2017**

(54) **ELECTRIC FOOD PROCESSOR WITH A  
CHOPPER BOWL**

(71) Applicant: **SEB S.A.**, Ecully (FR)

(72) Inventor: **Nicolas Blaise**, Caen (FR)

(73) Assignee: **SEB S.A.**, Ecully (FR)

(\*\*) Term: **15 Years**

(21) Appl. No.: **29/566,810**

(22) Filed: **Jun. 2, 2016**

(30) **Foreign Application Priority Data**

Dec. 3, 2015 (EM) ..... 002888883-0003

(51) **LOC (10) Cl.** ..... **31-00**

(52) **U.S. Cl.**  
USPC ..... **D7/384; D7/378; D7/376; D7/379;**  
**D7/381; D7/386**

(58) **Field of Classification Search**

USPC ..... D7/312-318, 323, 372-387, 393,  
D7/412-414, 602, 629, 669, 673,  
D7/677-679, 688, 693-694  
CPC .... A21C 1/02; A21C 1/04; A47J 43/06; A47J  
43/07; A47J 43/044; A47J 43/046; A47J  
43/075; A47J 43/0722; A47J 43/0727;  
A47J 43/004; A23N 1/00; A23N 1/02;  
B01F 3/00

See application file for complete search history.

(56) **References Cited**

**U.S. PATENT DOCUMENTS**

D290,676 S \* 7/1987 Stutzer ..... D7/383  
D297,901 S \* 10/1988 Barrault ..... D7/381  
D309,082 S \* 7/1990 Hattle ..... D7/384  
D373,049 S \* 8/1996 le Rouzic ..... D7/413  
D466,363 S \* 12/2002 Dalton ..... D7/384  
D488,344 S \* 4/2004 Seum ..... D7/384

D502,047 S \* 2/2005 Ledingham ..... D7/384  
D526,531 S \* 8/2006 Drees ..... D7/378  
D580,216 S \* 11/2008 Ryan ..... D7/384  
D611,760 S \* 3/2010 Ball ..... D7/378  
D625,142 S \* 10/2010 Moore ..... D7/376  
D625,143 S \* 10/2010 Moore ..... D7/376  
D625,144 S \* 10/2010 Moore ..... D7/376  
D637,870 S \* 5/2011 Bock ..... D7/378  
D644,480 S \* 9/2011 Czach ..... D7/376  
D658,430 S \* 5/2012 Hoare ..... D7/376  
D668,100 S \* 10/2012 Palermo ..... D7/376

(Continued)

*Primary Examiner* — Caron D Veynar

*Assistant Examiner* — Mehri Bajoul

(74) *Attorney, Agent, or Firm* — Loeb & Loeb LLP

(57) **CLAIM**

The ornamental design for an electric food processor with a chopper bowl, as shown and described.

**DESCRIPTION**

FIG. 1 is a perspective view of an embodiment of an electric food processor with a chopper bowl showing my new design;

FIG. 2 is a front elevational view of the electric food processor with a chopper bowl of FIG. 1;

FIG. 3 is a rear elevational view of the electric food processor with a chopper bowl of FIG. 1;

FIG. 4 is a right side elevational view of the electric food processor with a chopper bowl of FIG. 1;

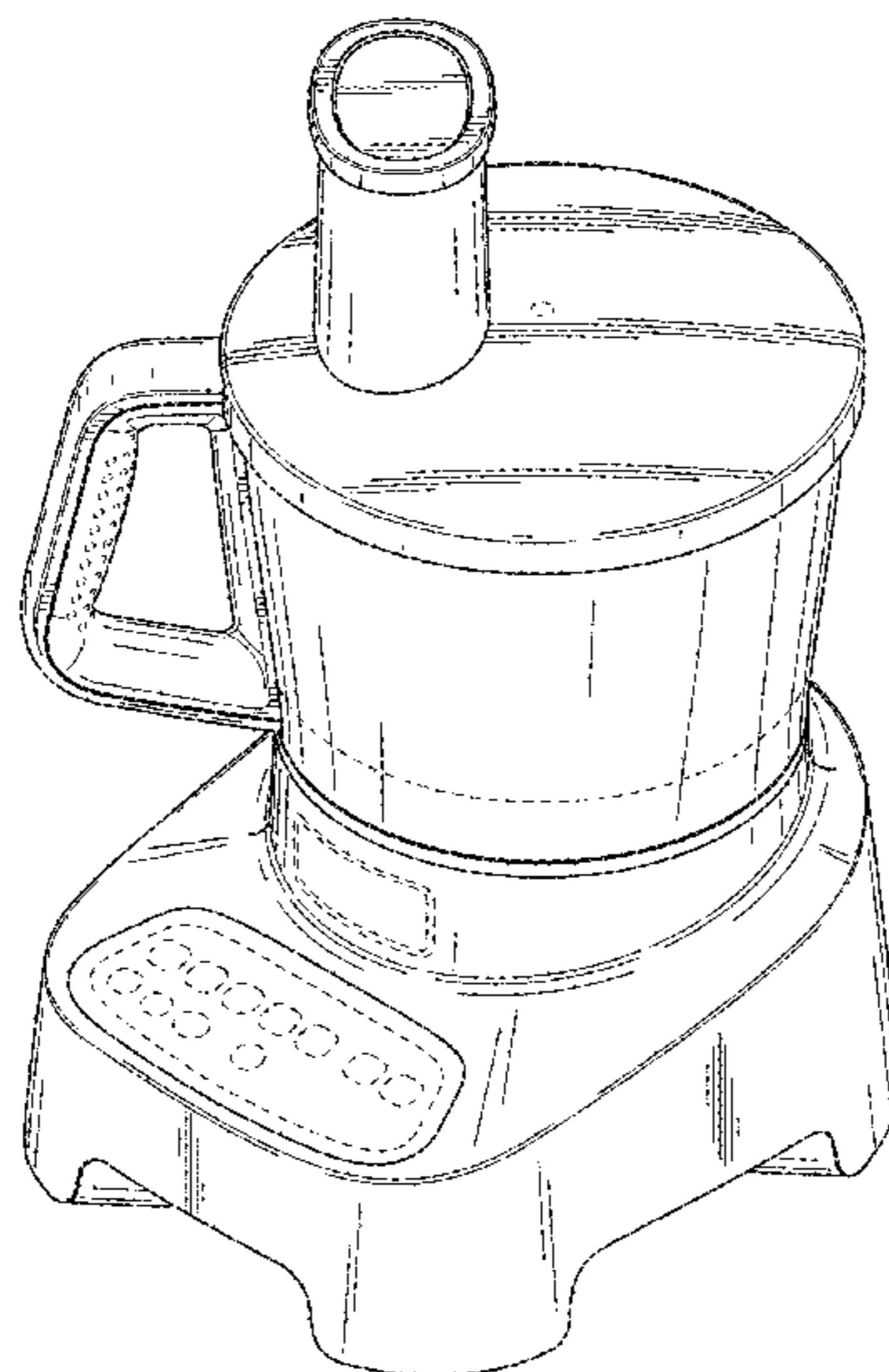
FIG. 5 is a left side elevational view of the electric food processor with a chopper bowl of FIG. 1;

FIG. 6 is a top view of the electric food processor with a chopper bowl of FIG. 1; and,

FIG. 7 is a bottom view of the electric food processor with a chopper bowl of FIG. 1.

The broken lines are shown for the purpose of illustrating parts of the electric food processor with a chopper bowl that form no part of the claimed design.

**1 Claim, 7 Drawing Sheets**



(56)

**References Cited**

U.S. PATENT DOCUMENTS

D668,501	S	*	10/2012	Hensel	.....	D7/376
D690,152	S	*	9/2013	Palermo	.....	D7/376
D694,573	S	*	12/2013	Norland	.....	D7/376
D716,602	S	*	11/2014	Thai	.....	D7/376
D719,779	S	*	12/2014	Vu	.....	D7/376
D755,003	S	*	5/2016	Palermo	.....	D7/376
2013/0228642	A1	*	9/2013	Beber	.....	A47J 43/0722 241/230
2014/0117130	A1	*	5/2014	Conti	.....	A47J 43/0722 241/100

\* cited by examiner




FIG. 1






FIG. 2




FIG. 3

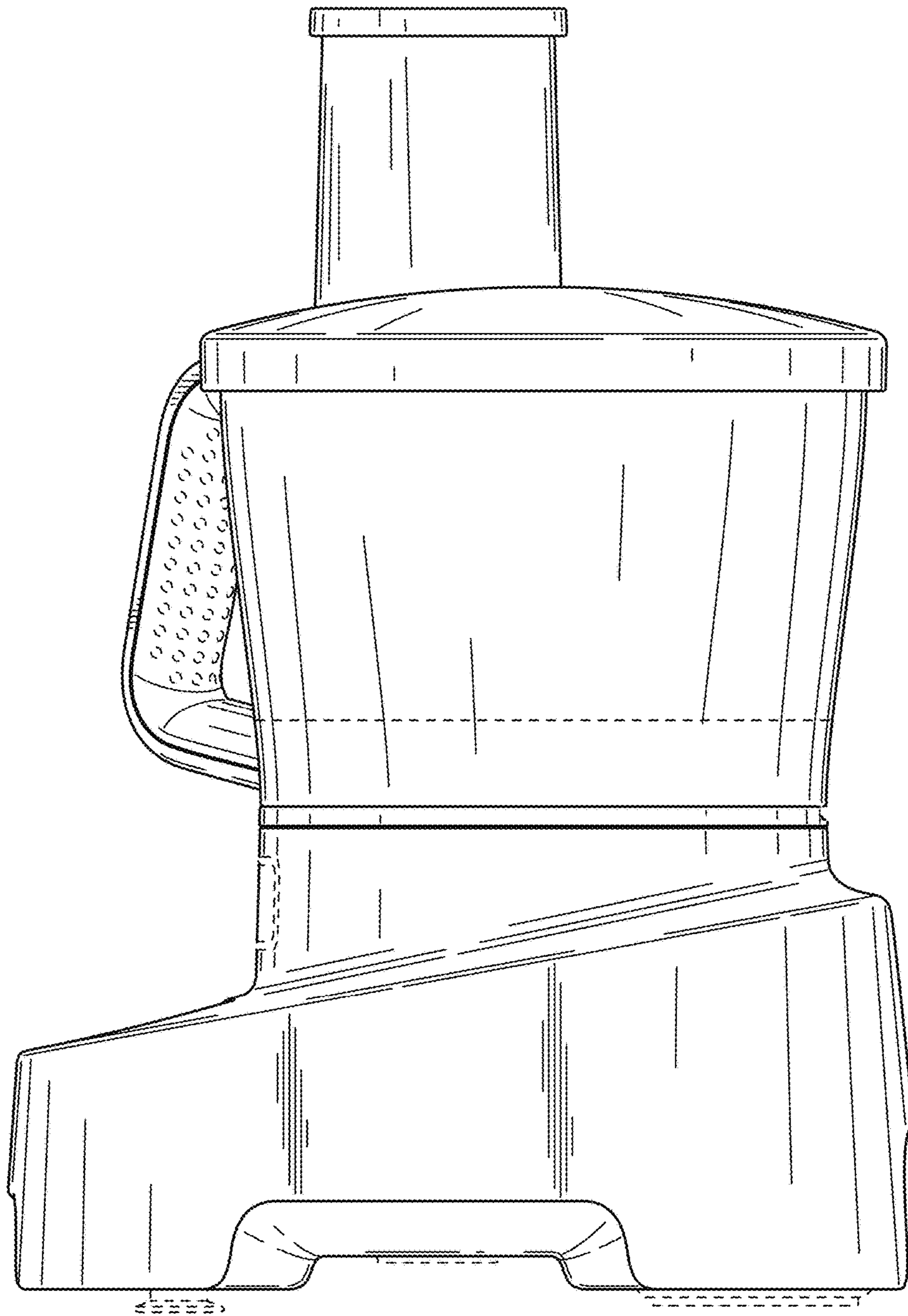


FIG. 4




FIG. 5



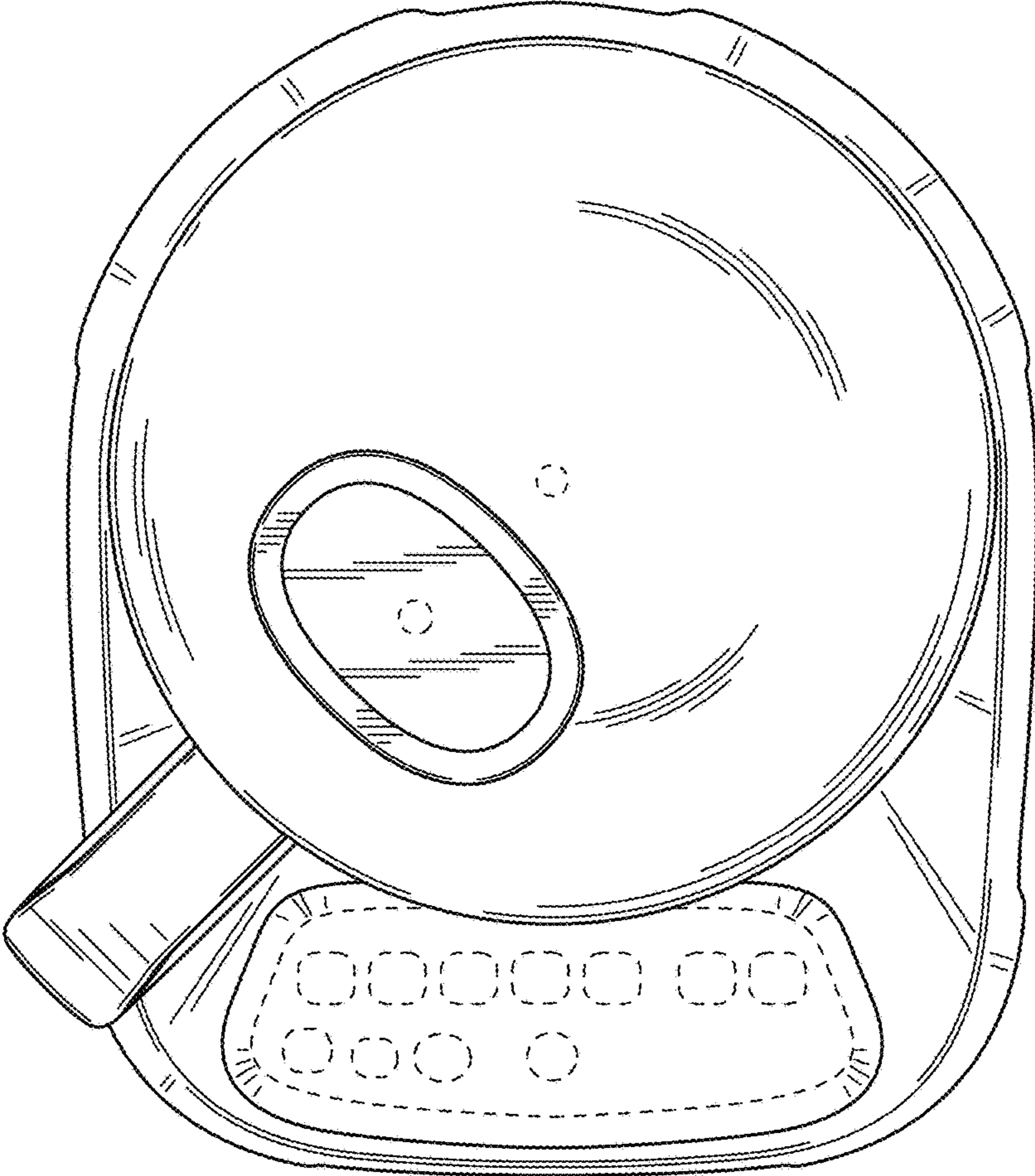


FIG. 6



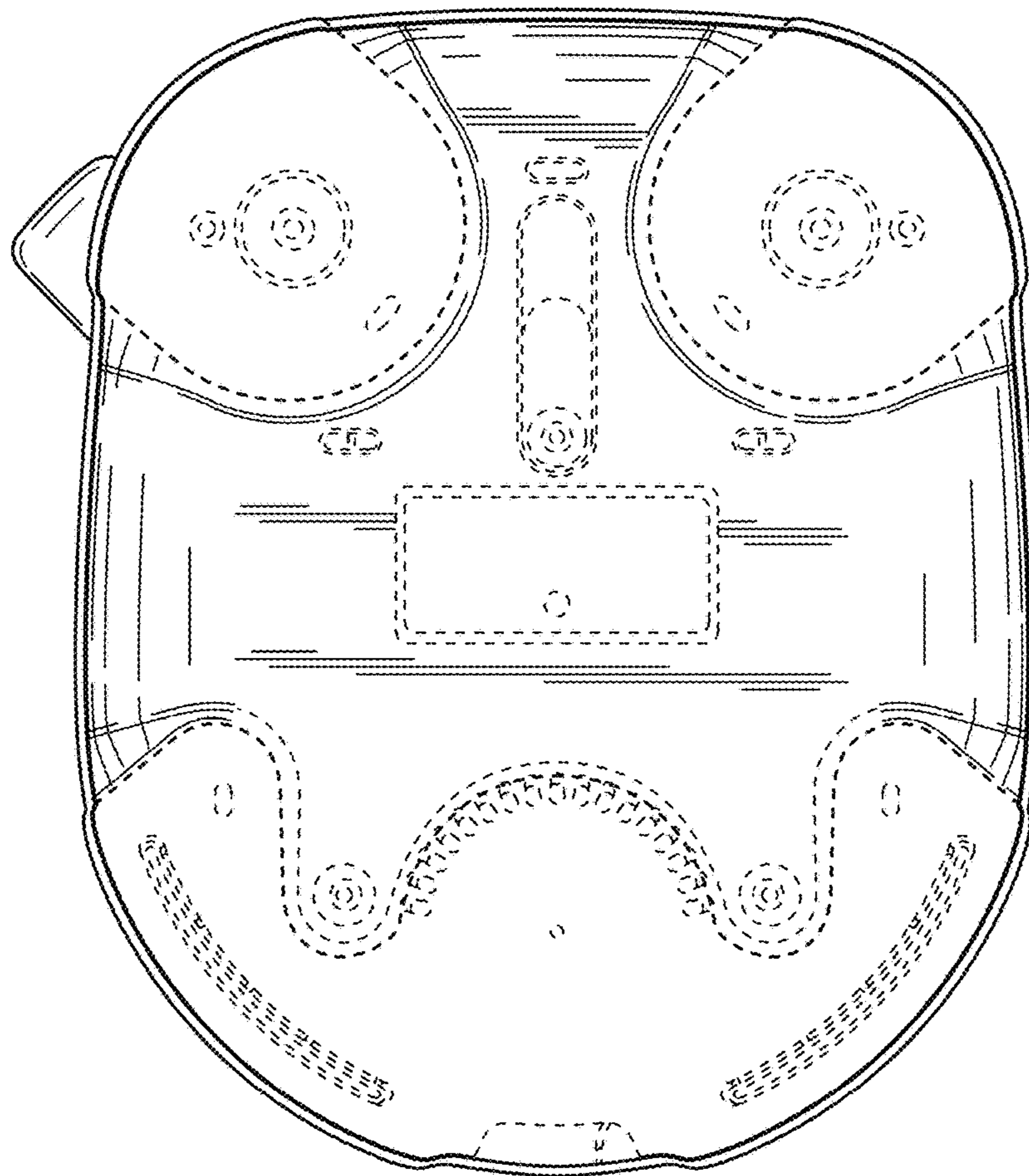


FIG. 7