



US00D796890S

(12) **United States Design Patent**  
**De' Longhi et al.**

(10) **Patent No.:** **US D796,890 S**

(45) **Date of Patent:** **\*\* Sep. 12, 2017**

(54) **TOASTER**

(71) Applicant: **DE' LONGHI APPLIANCES SRL**  
**CON UNICO SOCIO**, Treviso (IT)

(72) Inventors: **Giuseppe De' Longhi**, Treviso (IT);  
**Elisa Romanetto**, Treviso (IT)

(73) Assignee: **DE' LONGHI APPLIANCES SRL**  
**CON UNICO SOCIO**, Treviso (IT)

(\*\*) Term: **15 Years**

(21) Appl. No.: **29/544,549**

(22) Filed: **Nov. 4, 2015**

(30) **Foreign Application Priority Data**

May 5, 2015 (EM) ..... 002694406-0003

(51) **LOC (10) Cl.** ..... **07-02**

(52) **U.S. Cl.**  
USPC ..... **D7/330**

(58) **Field of Classification Search**  
USPC ..... D7/323, 328-330, 390  
CPC ... A21B 2/00; A47J 37/00; A47J 37/06; A47J  
37/0611; A47J 37/08; A47J 37/0807;  
A47J 37/0814; A47J 37/0835; A47J  
37/0842; A47J 37/085; A47J 37/0864;  
A47J 37/0878; A47J 37/0885; A47J  
37/0892; F24C 15/10; F24C 15/102  
See application file for complete search history.

(56) **References Cited**

**U.S. PATENT DOCUMENTS**

D502,629 S \* 3/2005 Guyett ..... D7/330  
D509,702 S \* 9/2005 Picozza ..... D7/330

D523,683 S \* 6/2006 Guyett ..... D7/330  
D527,568 S \* 9/2006 Page ..... D7/330  
D569,166 S \* 5/2008 Borin ..... D7/330  
D593,358 S \* 6/2009 Kim ..... D7/330  
D686,866 S \* 7/2013 De'Longhi ..... D7/330  
D688,508 S \* 8/2013 Garman ..... D7/330  
D688,509 S \* 8/2013 Carlson ..... D7/330  
D701,720 S \* 4/2014 Palermo ..... D7/330  
D702,074 S \* 4/2014 De'Longhi ..... D7/330  
D724,885 S \* 3/2015 Kunz ..... D7/330  
9,131,804 B2 \* 9/2015 Turner ..... A47J 37/0814

\* cited by examiner

*Primary Examiner* — Ricky Pham

(74) *Attorney, Agent, or Firm* — Cantor Colburn LLP

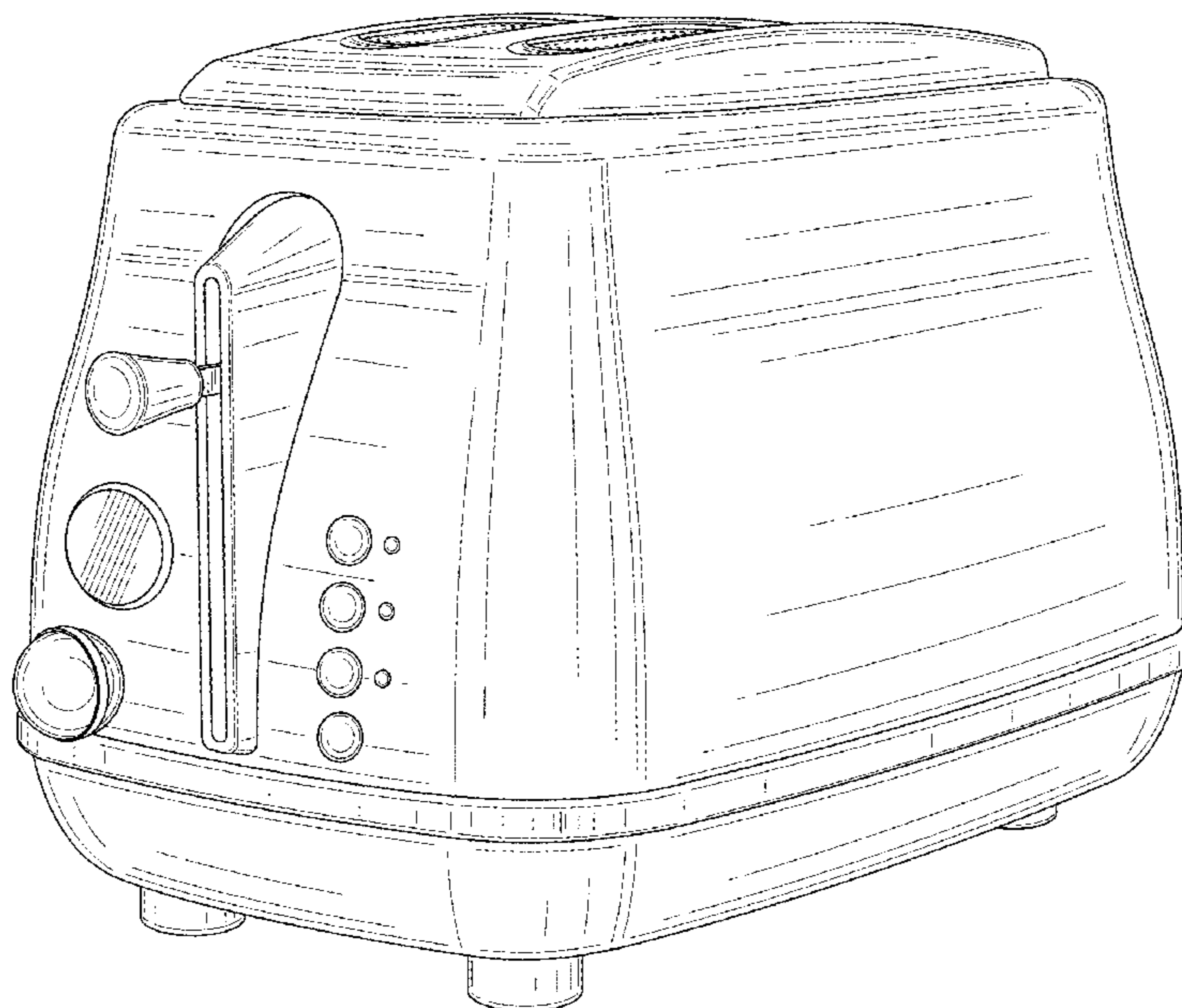
(57) **CLAIM**

We claim, the ornamental design for a toaster, as shown and described.

**DESCRIPTION**

FIG. 1 is a perspective view of a toaster, showing our new design;  
FIG. 2 is a front view thereof;  
FIG. 3 is a rear view thereof;  
FIG. 4 is a side view thereof, taken from the left of FIG. 2;  
FIG. 5 is a side view thereof, taken from the right of FIG. 2;  
FIG. 6 is a bottom plan view thereof; and,  
FIG. 7 top plan view thereof.  
The broken lines shown in the drawings are for illustrative purposes only and form no part of the claimed design.

**1 Claim, 7 Drawing Sheets**



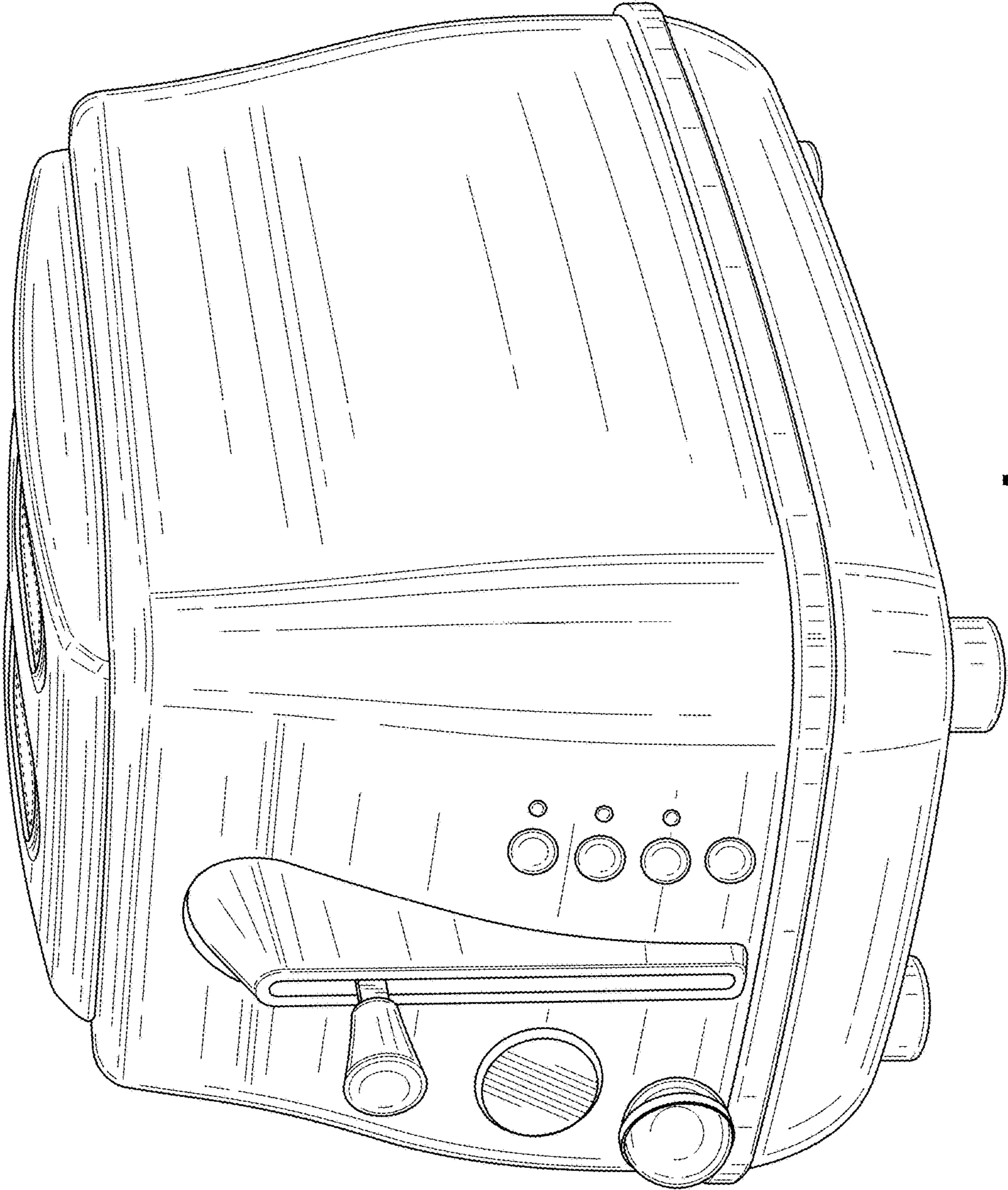


FIG. 1

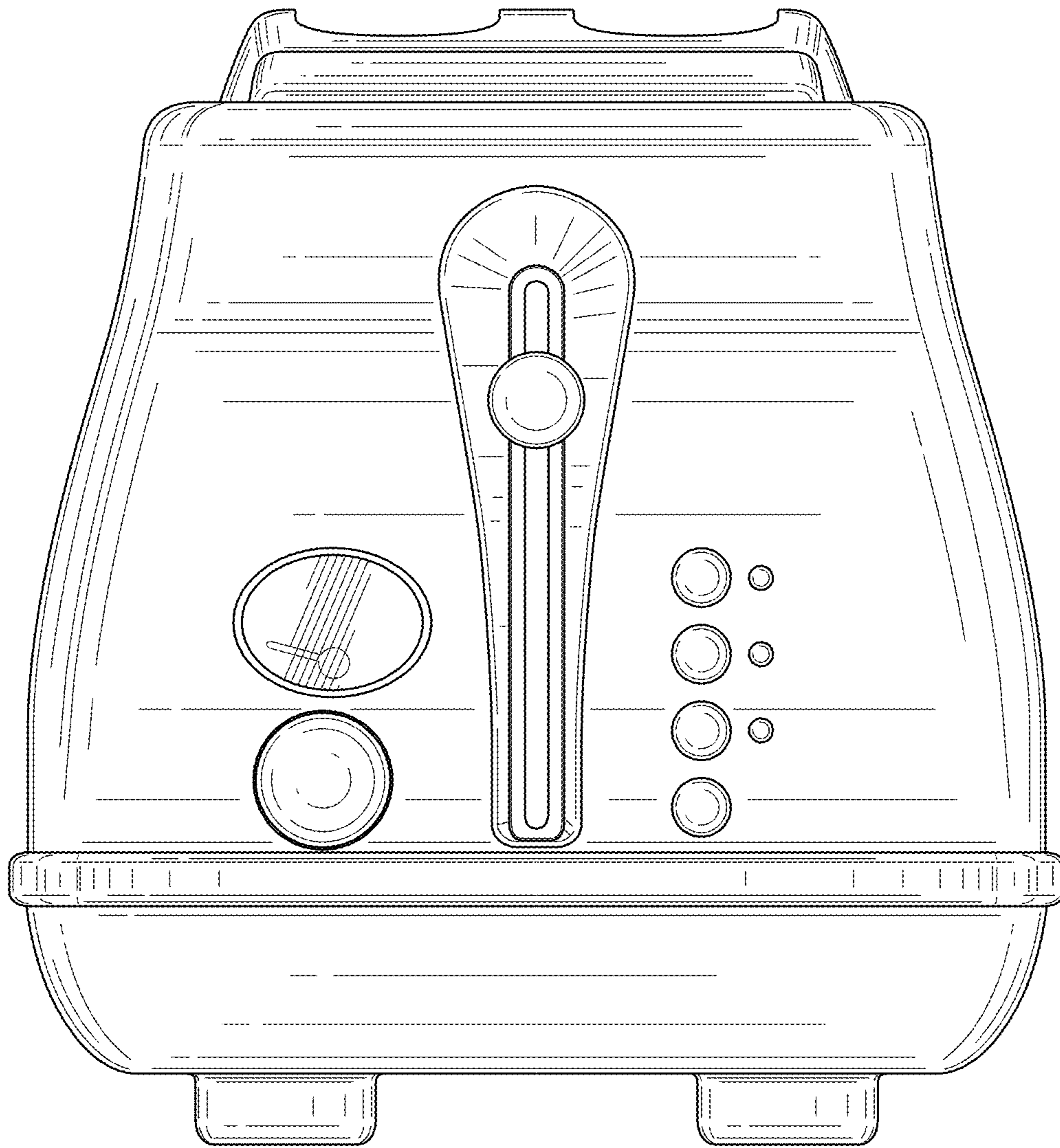
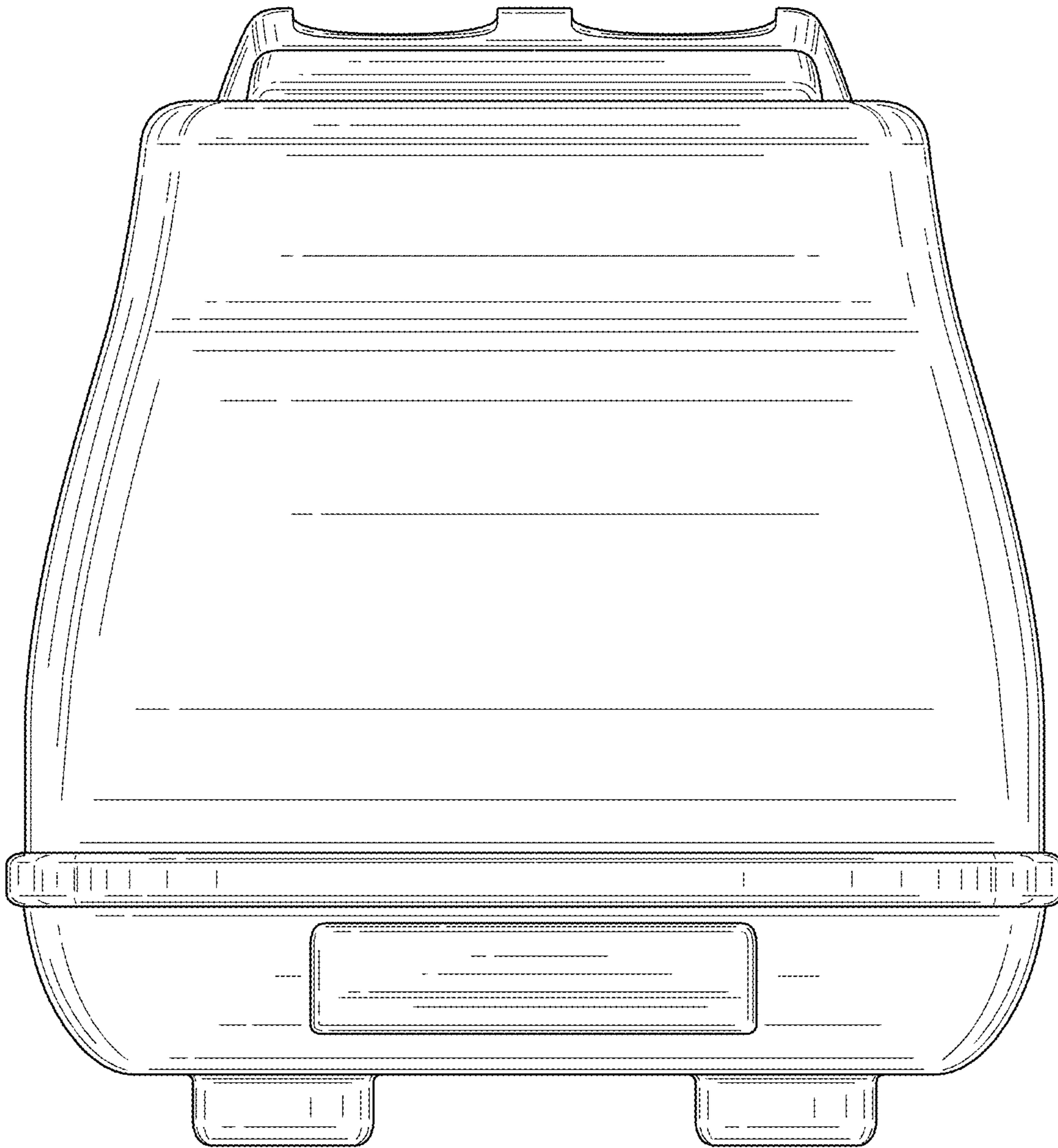


FIG. 2



**FIG. 3**




FIG. 4

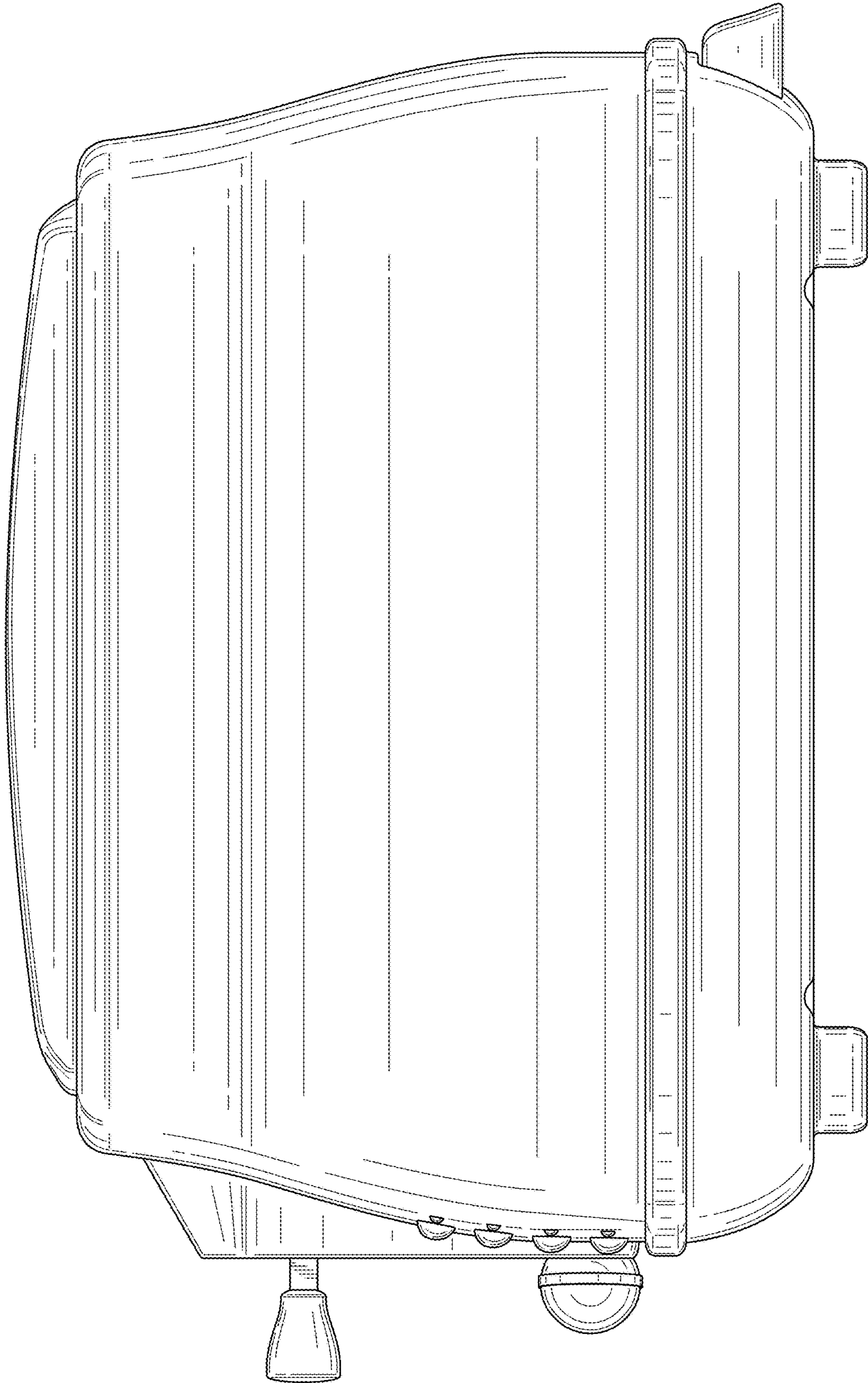


FIG. 5

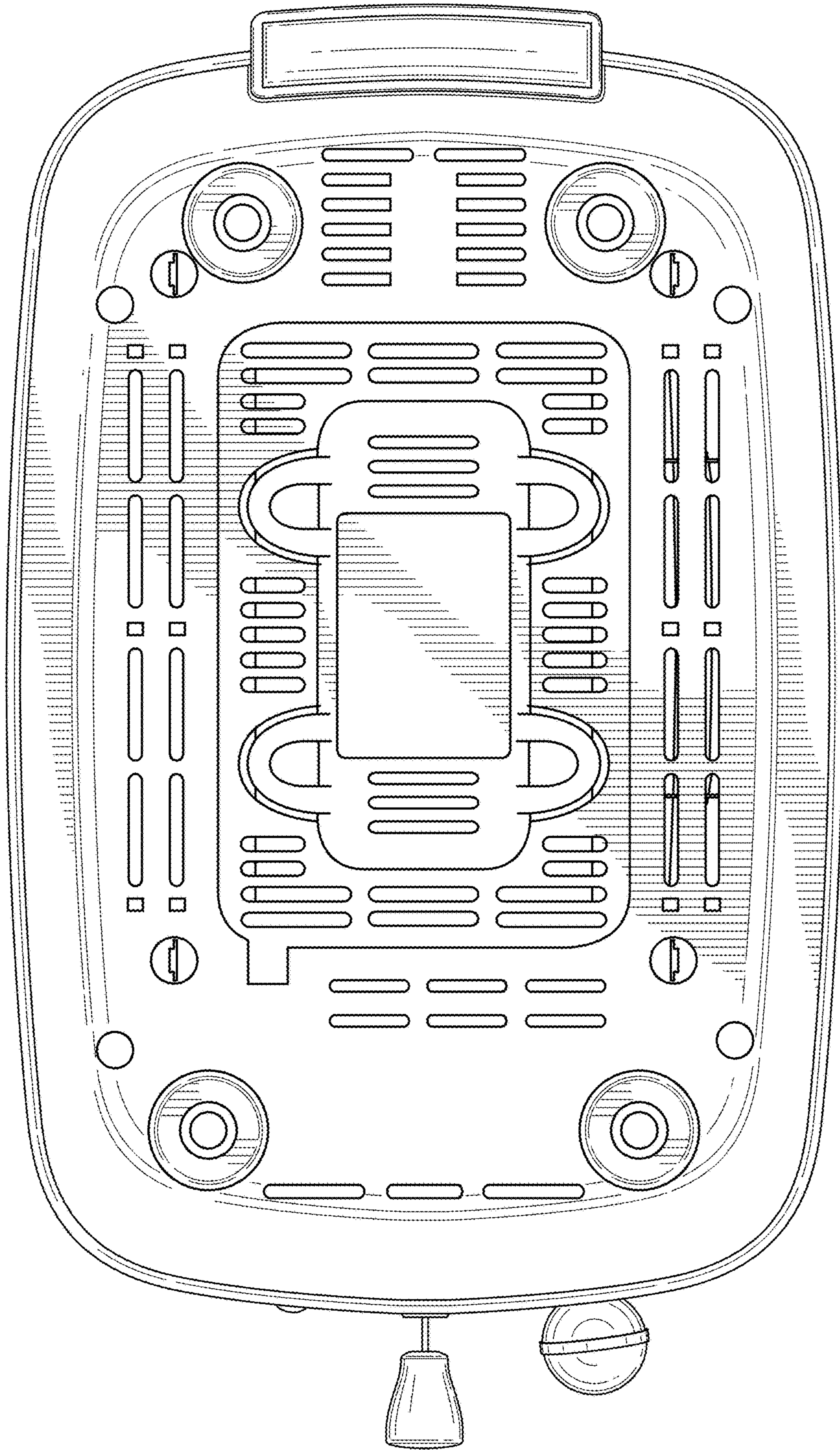


FIG. 6

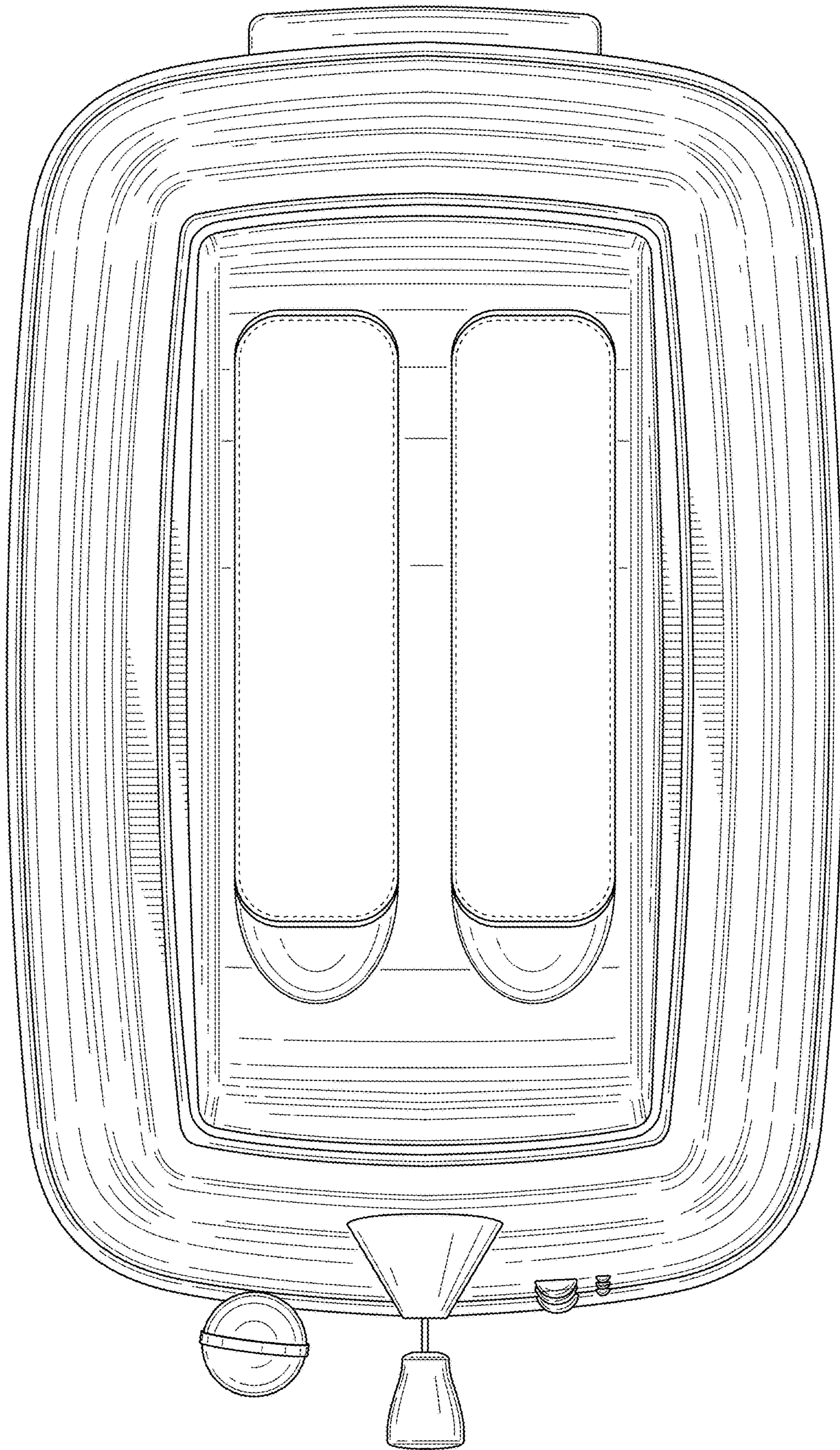


FIG. 7