



US00D796871S

(12) **United States Design Patent** (10) **Patent No.:** **US D796,871 S**
Bouroullec et al. (45) **Date of Patent:** **** Sep. 12, 2017**

(54) **WORK STATION**
(71) Applicant: **Vitra Patente AG**, Birsfelden (CH)
(72) Inventors: **Erwan Bouroullec**, Paris (FR); **Ronan Bouroullec**, Paris (FR)
(73) Assignee: **VITRA PATENTE AG**, Birsfelden (CH)

4,856,242 A * 8/1989 Baloga A47B 87/00
52/239
D339,250 S * 9/1993 Risom D6/643
D376,278 S * 12/1996 Zivari D6/643
D732,850 S * 6/2015 Bouroullec D6/643
D740,040 S * 10/2015 Bouroullec D6/338
D740,058 S * 10/2015 Bouroullec D6/643.1
D761,576 S * 7/2016 Agati D6/338

(**) Term: **14 Years**
(21) Appl. No.: **29/506,591**
(22) Filed: **Oct. 17, 2014**

(30) **Foreign Application Priority Data**
Oct. 14, 2014 (WO) 845302301
(51) **LOC (10) Cl.** **06-03**
(52) **U.S. Cl.**
USPC **D6/643**
(58) **Field of Classification Search**
USPC D6/332, 337, 357, 406.3, 553, 555, 641,
D6/643, 643.1, 644, 648, 648.2, 648.3,
D6/653, 653.1, 654, 654.18, 656, 656.13,
D6/656.15, 672, 685, 687, 692, 692.3,
D6/692.4, 698, 708, 708.17, 334, 364
CPC A47B 3/00; A47B 5/00; A47B 7/00; A47B
7/02; A47B 21/00; A47B 21/0314; A47B
2021/0364; A47B 23/00; A47B 23/001;
A47B 23/04; A47B 31/06
See application file for complete search history.

(56) **References Cited**
U.S. PATENT DOCUMENTS
D225,871 S * 1/1973 Crannel D6/643
D251,402 S * 3/1979 Toussaint D6/643
D252,635 S * 8/1979 Richgels D19/60

OTHER PUBLICATIONS

'Brody WorkLounge Modular Workstations'. steelcase.com [online]. Undated [retrieved Sep. 23, 2016]. Retrieved from the Internet: <URL: <https://www.steelcase.com/products/lounge-seating/brody/>>.*
'Workbays 90'. vitra.com [online]. Undated [retrieved Sep. 23, 2016]. Retrieved from the Internet: <URL: https://www.vitra.com/en-us/_storage/asset/979391/storage/master/file/41428087/download/Workbays90%20Factsheet%20EN.pdf>.*

* cited by examiner

Primary Examiner — Mary Ann Calabrese
(74) *Attorney, Agent, or Firm* — Dorsey & Whitney LLP

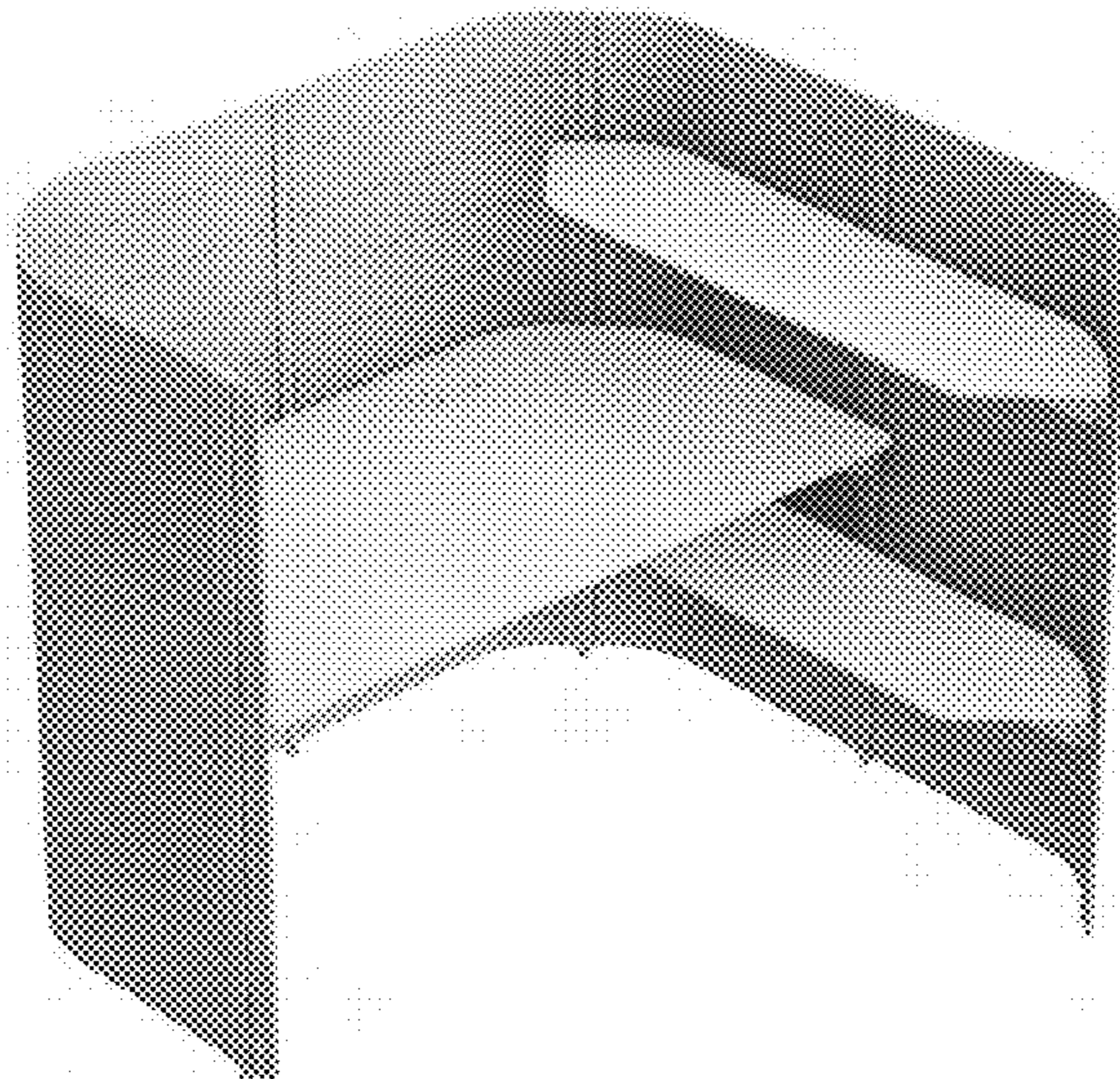
(57) **CLAIM**

The ornamental design for work station, as shown and described.

DESCRIPTION

FIG. 1 shows a top, front, left perspective view of a work station;
FIG. 2 shows a front, top perspective view thereof;
FIG. 3 shows a rear, top perspective view thereof;
FIG. 4 shows a top view thereof;
FIG. 5 shows a front perspective view thereof;
FIG. 6 shows a left perspective view thereof;
FIG. 7 shows a right perspective view thereof; and,
FIG. 8 shows a rear perspective view thereof.
The broken lines form no part of the claimed design.

1 Claim, 8 Drawing Sheets






Fig. 1




Fig. 2




Fig. 3



Fig. 4




FIG. 5




Fig. 6




Fig. 7




Fig. 8