



US00D796867S

(12) **United States Design Patent** (10) **Patent No.:** **US D796,867 S**
Johnson (45) **Date of Patent:** **** Sep. 12, 2017**

(54) **DISPENSER**

(71) Applicant: **SCA Hygiene Products AB**, Göteborg (SE)

(72) Inventor: **Peter Johnson**, Göteborg (SE)

(73) Assignee: **SCA Hygiene Products AB**, Göteborg (SE)

(**) Term: **15 Years**

(21) Appl. No.: **29/568,783**

(22) Filed: **Jun. 21, 2016**

Related U.S. Application Data

(62) Division of application No. 29/530,818, filed on Jun. 19, 2015.

(30) **Foreign Application Priority Data**

Dec. 19, 2014 (EM) 002601922

(51) **LOC (10) Cl.** **07-07**

(52) **U.S. Cl.**
USPC **D6/518**

(58) **Field of Classification Search**
USPC D6/512, 515, 518, 520, 522, 524, 542, D6/543, 544, 545; 222/148, 149, 180, 222/181.1, 631; 221/26, 282, 283; 211/45, 48, 88.04, 119.009, 85.12; 206/581, 225, 229, 233, 389, 401, 77.1
CPC . A47F 1/085; A47F 7/163; A47F 7/16; B65H 75/141; B65D 83/267; B65D 23/003; B65D 83/40; B65D 77/065; B65D 35/242; B65D 85/672; B65D 83/08; B65D 83/05; B65D 85/04; B67D 3/0029; B67D 1/07; A47K 5/1217; A47K 5/02; A47K 10/025; A47K 10/10; A47K 10/04; A47K 1/09; A47K 17/003; A61C 5/06

See application file for complete search history.

(56) **References Cited**

U.S. PATENT DOCUMENTS

2,426,787	A *	9/1947	O'Neil	A47K 10/424
				221/45
D175,599	S *	9/1955	Hope et al.	D6/518
D284,247	S *	6/1986	Fine	D6/518
D284,921	S *	8/1986	Hansen	D6/515
D308,780	S *	6/1990	Pound	D6/515
D309,067	S *	7/1990	Arrias	D6/515
D327,014	S *	6/1992	Heller	D34/6
D332,194	S *	1/1993	Hines	D6/518
D332,365	S *	1/1993	Hines	D6/515
D332,679	S *	1/1993	Hines	D34/1
D336,609	S *	6/1993	Baier	D20/1
D346,518	S *	5/1994	Brandenburg	D6/515
D354,871	S *	1/1995	Frazier	D6/522
D365,713	S *	1/1996	Chen	D6/522
D373,277	S *	9/1996	Giugiaro	D6/522
D415,914	S *	11/1999	Shields	D6/515
D416,725	S *	11/1999	Lewis	D6/522

(Continued)

Primary Examiner — John Windmuller

Assistant Examiner — Steve Czyz

(74) *Attorney, Agent, or Firm* — Buchanan Ingersoll & Rooney PC

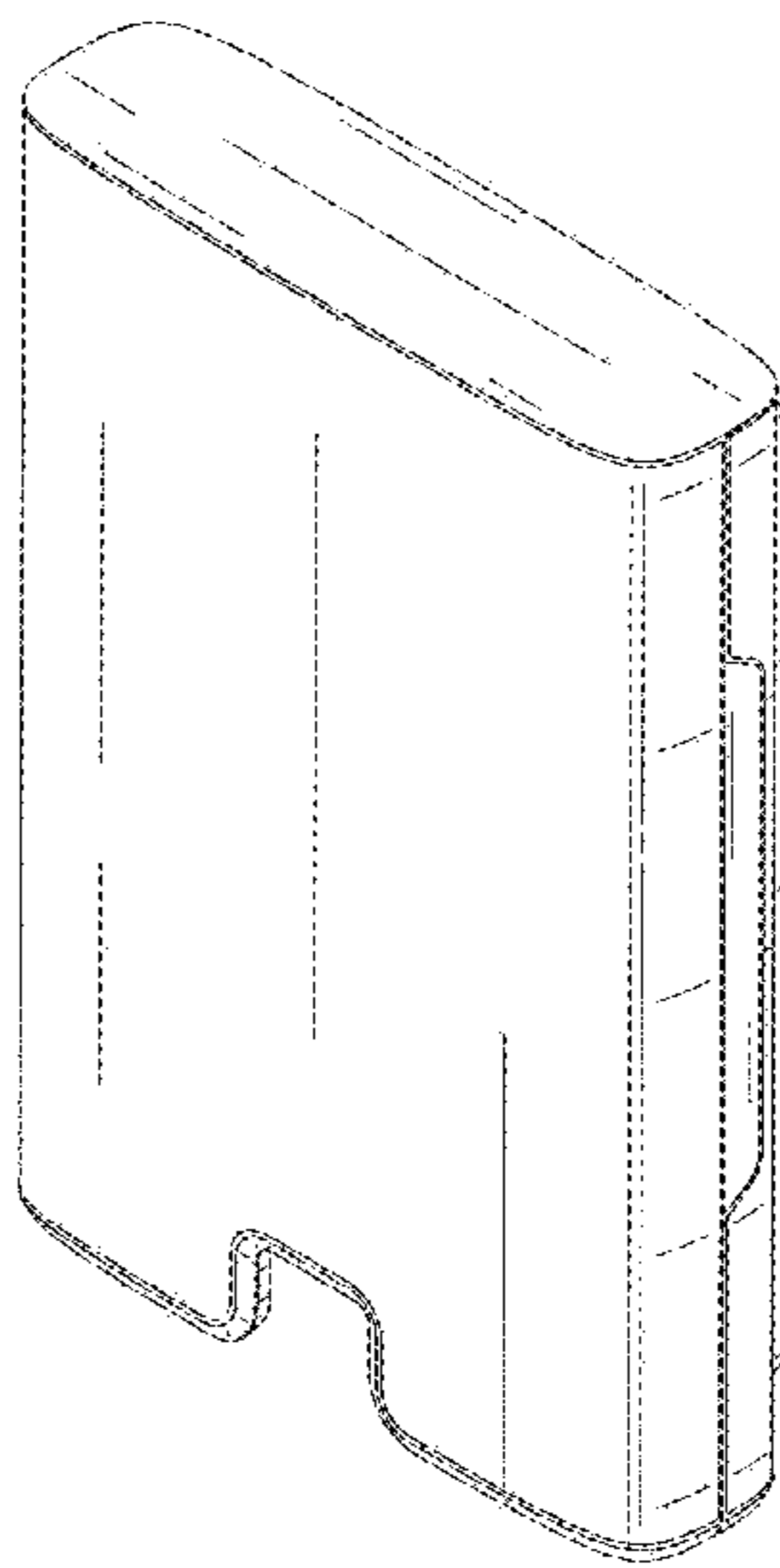
(57) **CLAIM**

The ornamental design for a dispenser, as shown and described.

DESCRIPTION

FIG. 1 is a perspective view of a dispenser;
FIG. 2 is a front elevation view thereof;
FIG. 3 is a rear elevation view thereof;
FIG. 4 is a right side elevation view thereof;
FIG. 5 is a left side elevation view thereof;
FIG. 6 is a top plan view thereof; and,
FIG. 7 is a bottom plan view thereof.

1 Claim, 6 Drawing Sheets



(56)

References Cited

U.S. PATENT DOCUMENTS

D426,990	S *	6/2000	Mitchell	D6/515
D437,518	S *	2/2001	Andersson	D6/518
D441,229	S *	5/2001	Andersson	D6/518
D441,578	S *	5/2001	Andersson	D6/518
D448,252	S *	9/2001	Tramontina	D6/518
D475,873	S *	6/2003	Mello	D6/515
D553,402	S *	10/2007	Orgna	D6/518
D581,709	S *	12/2008	Erekson	D6/518
D584,084	S *	1/2009	Tucker	D6/515
D607,245	S *	1/2010	Tucker	D6/515
D615,329	S *	5/2010	Meyerhoffer	D6/518
D641,578	S *	7/2011	Meyerhoffer	D6/518
D653,888	S *	2/2012	Velazquez	D6/518
D655,955	S *	3/2012	Kluck	D6/515
D670,518	S *	11/2012	Kluck	D6/515
D687,653	S *	8/2013	Giovannoni	D6/545
8,578,528	B1 *	11/2013	Heare	A47C 21/00 108/49
D728,879	S *	5/2015	Baker	D32/35
D761,584	S *	7/2016	Trunsky	D6/518

* cited by examiner

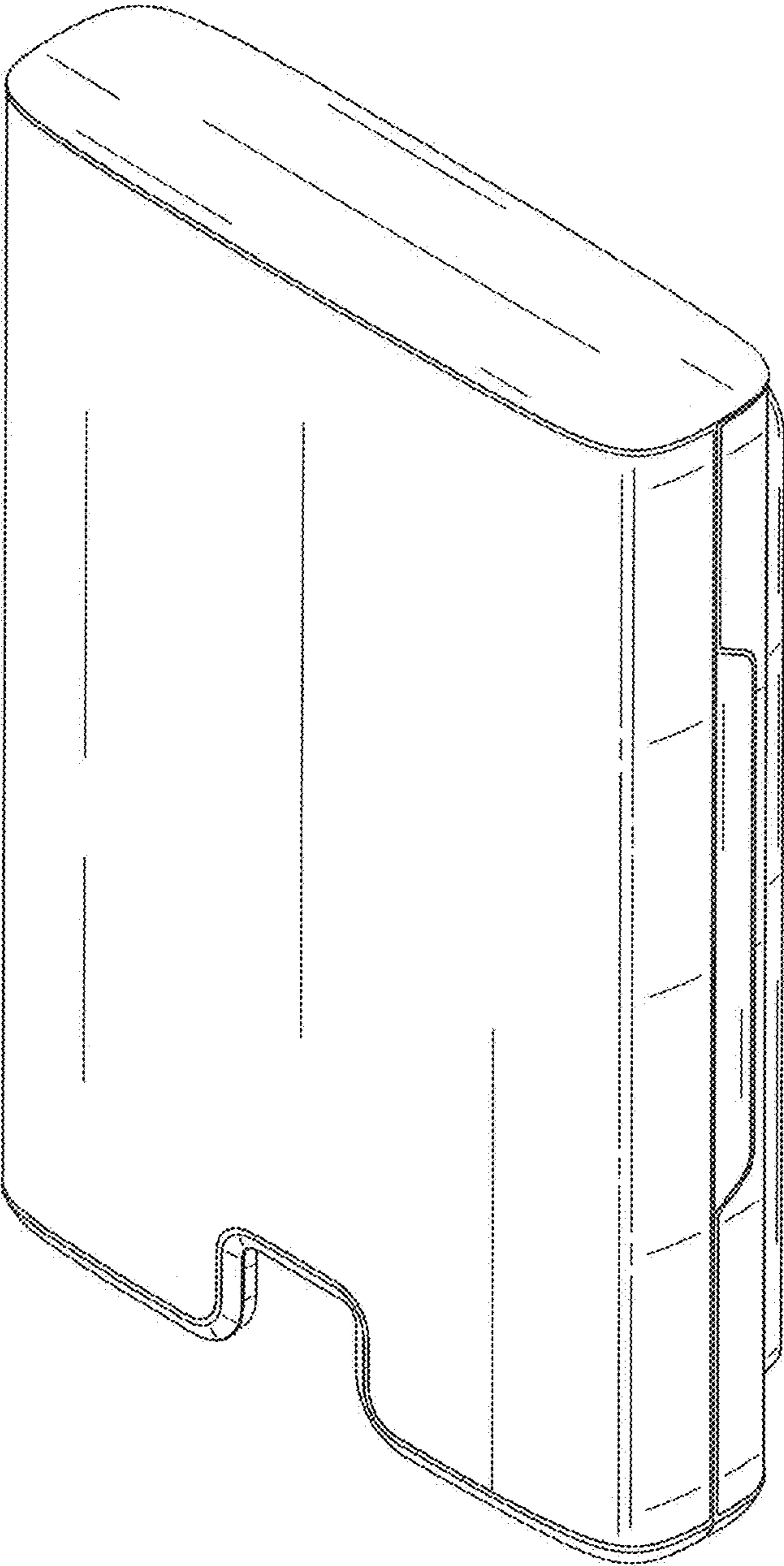


FIG. 1




FIG. 2

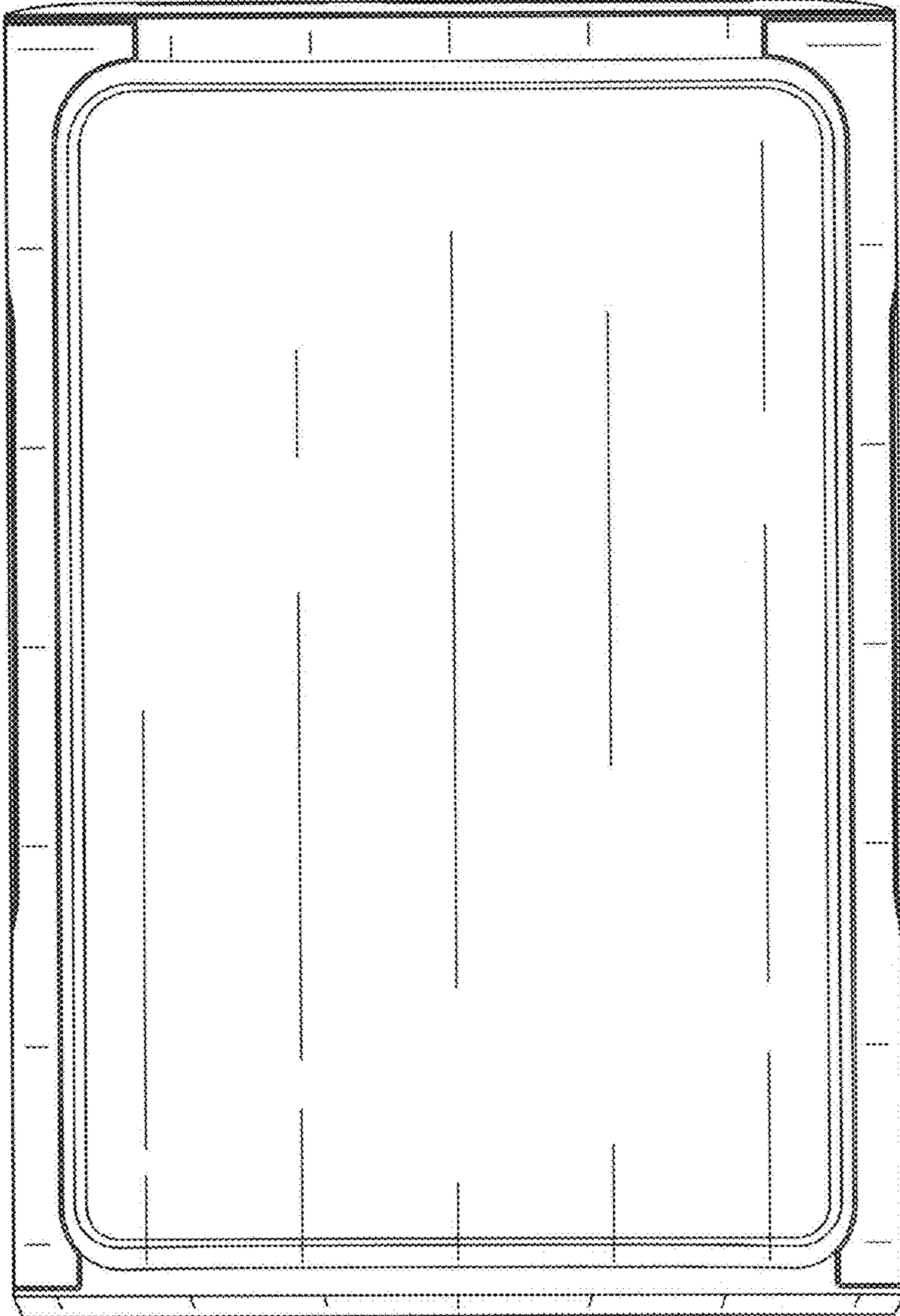


FIG. 3

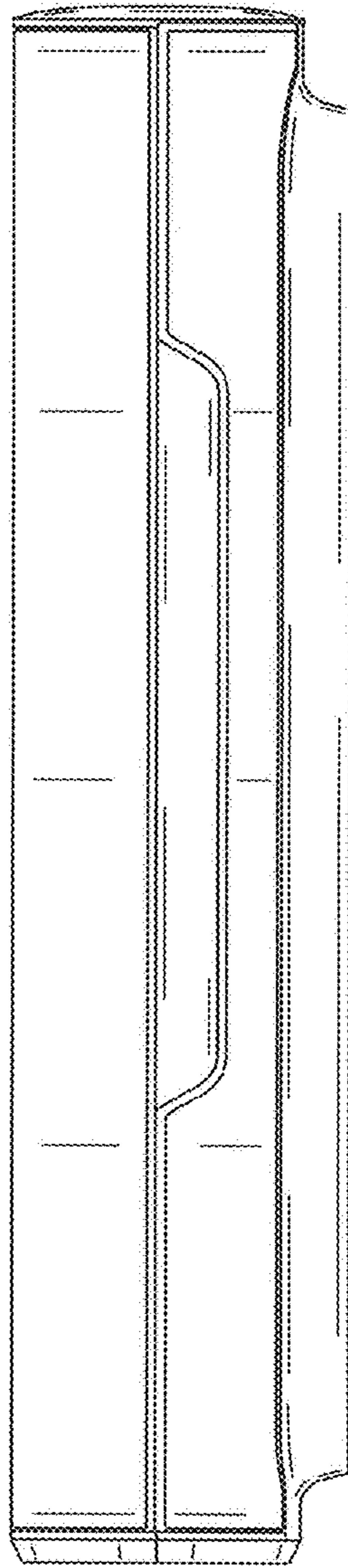


FIG. 4

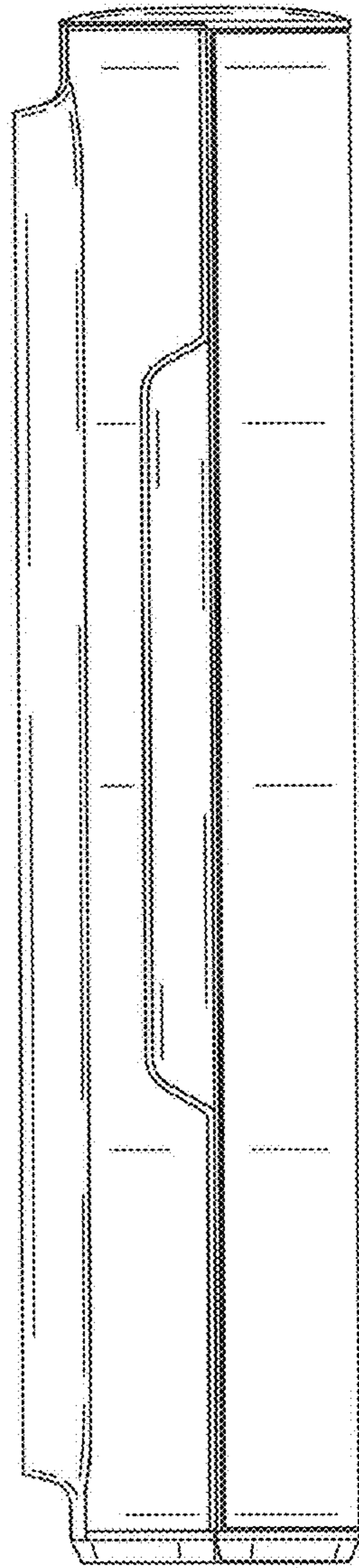


FIG. 5

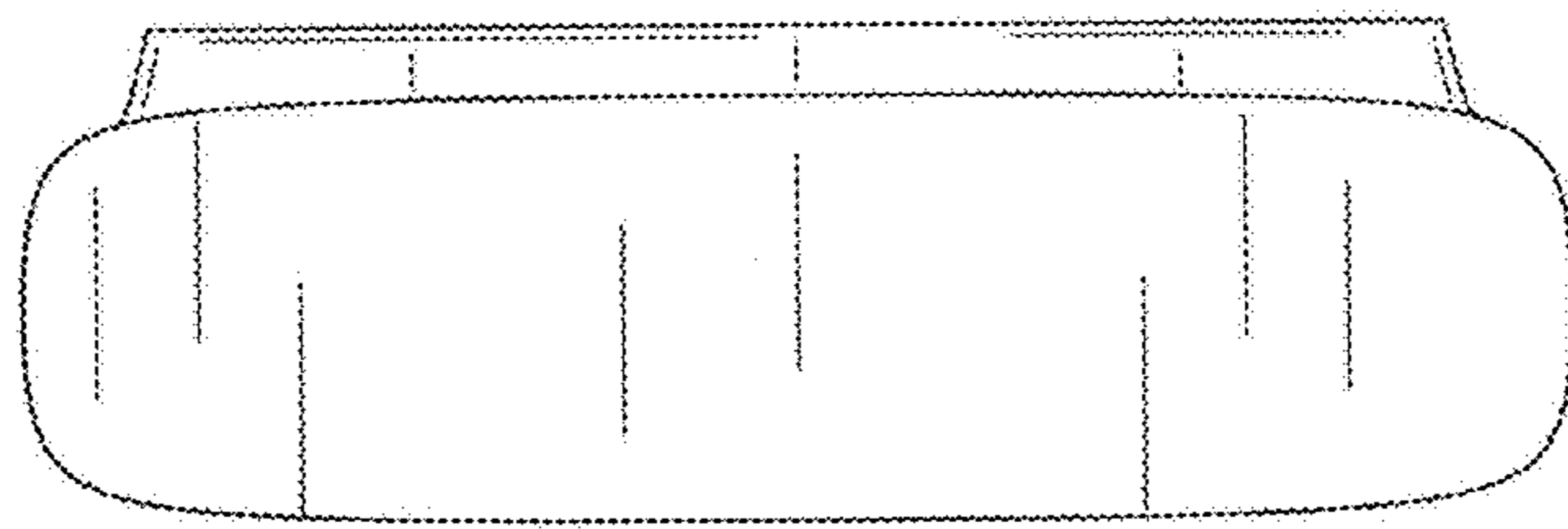


FIG. 6

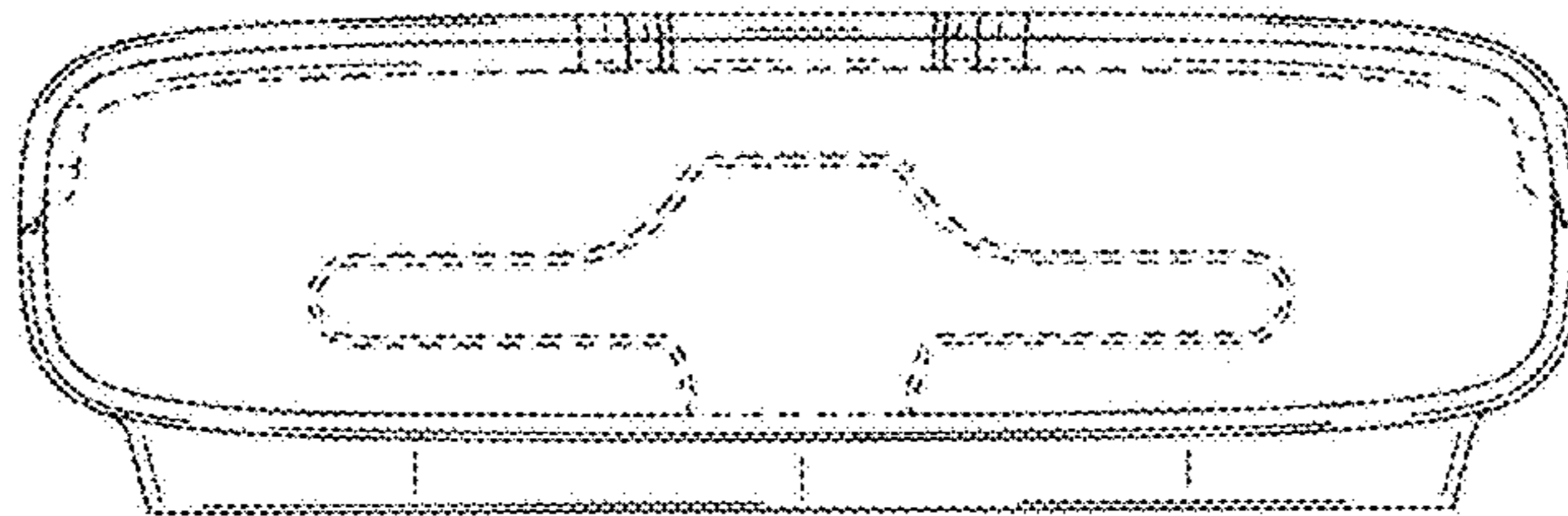


FIG. 7