



US00D796863S

(12) **United States Design Patent** (10) **Patent No.:** **US D796,863 S**
Tran (45) **Date of Patent:** **** Sep. 12, 2017**

(54) **CHAIR**
(71) Applicant: **Hy Duy Tran**, Oxnard, CA (US)
(72) Inventor: **Hy Duy Tran**, Oxnard, CA (US)
(**) Term: **15 Years**
(21) Appl. No.: **29/556,340**
(22) Filed: **Feb. 29, 2016**
(51) **LOC (10) Cl.** **06-02**
(52) **U.S. Cl.**
USPC **D6/379; D6/380**
(58) **Field of Classification Search**
USPC D6/334, 335, 336, 369, 370, 371, 372,
D6/373, 374, 375, 376, 377, 378, 379,
D6/380, 381, 716, 716.1, 716.2, 716.3,
D6/716.4; 297/411.41, 411.42
CPC A47C 3/12; A47C 3/00; A47C 3/04; A47C
4/02; A47C 4/03; A47C 5/02; A47C 5/12;
A47C 7/54; A47C 7/16; B60N 2/686
See application file for complete search history.

3,604,749 A * 9/1971 Parmett A47C 3/04
297/239
D226,363 S * 2/1973 Magistretti D6/375
D226,648 S * 4/1973 Sobel D6/375
3,754,788 A * 8/1973 Martini A47C 1/124
297/248
D237,662 S * 11/1975 Supert D6/334
D245,886 S * 9/1977 Wilson D6/366
4,341,419 A * 7/1982 Sebel A47C 1/124
297/239
D417,795 S * 12/1999 Rashid D6/375
D440,064 S * 4/2001 Deacon D6/375
D464,494 S * 10/2002 Gasca Burges D6/374
D555,380 S * 11/2007 Farber D6/375
D596,871 S * 7/2009 Farber D6/375
D656,755 S * 4/2012 Wanders D6/375
D679,525 S * 4/2013 Corcorran A47B 39/00
D686,831 S * 7/2013 Lemson D6/375
D688,484 S * 8/2013 Starck D6/375
D726,468 S * 4/2015 McKenna D6/716
D729,529 S * 5/2015 Robins D6/338
D729,564 S * 5/2015 Robins D6/716

(Continued)

Primary Examiner — Karen Kearney
Assistant Examiner — Christopher J Matthews
(74) *Attorney, Agent, or Firm* — Michael N. Cohen;
Cohen IP Law Group PC

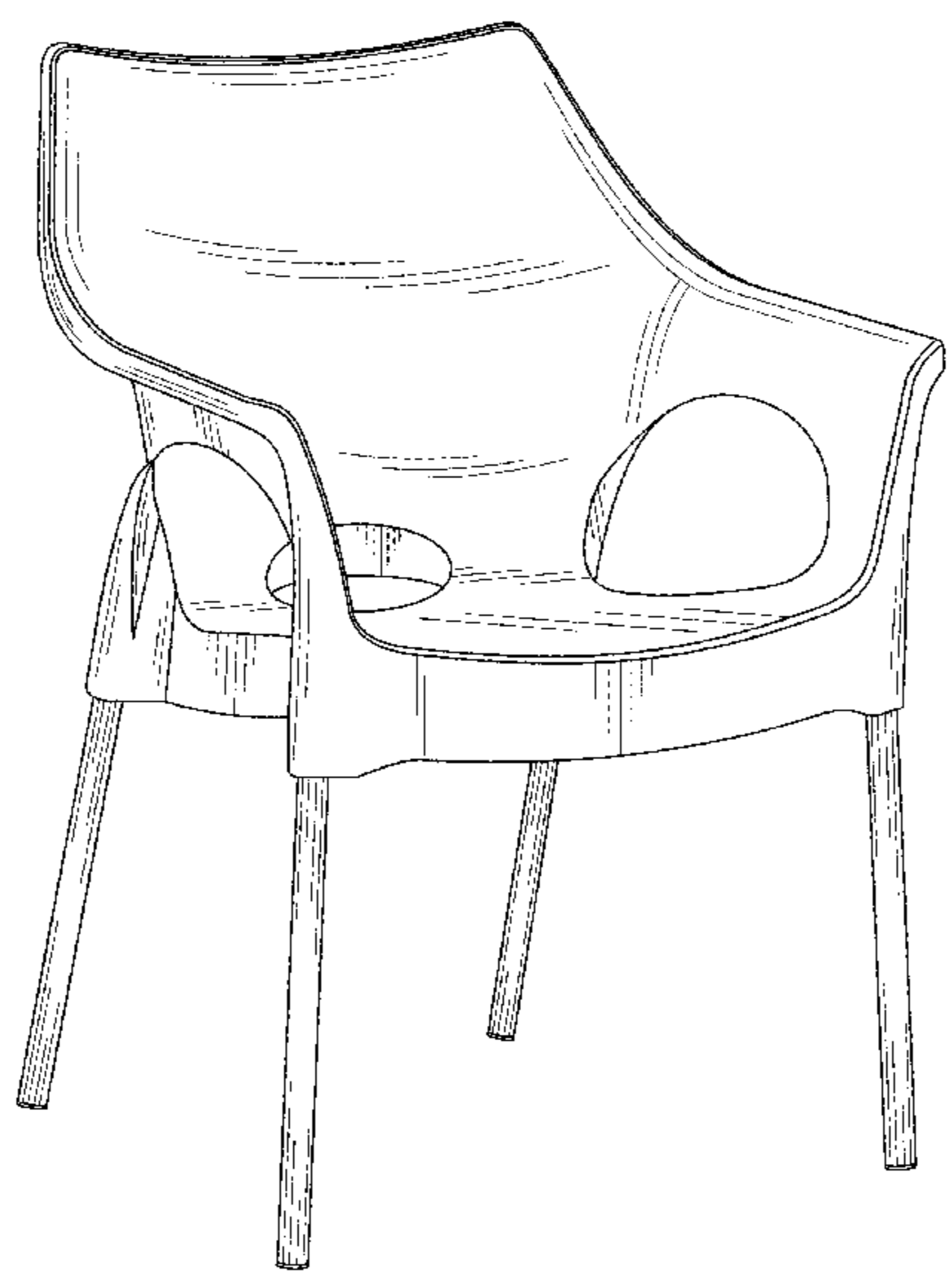
(56) **References Cited**
U.S. PATENT DOCUMENTS
2,606,601 A * 8/1952 Saarinen A47C 3/12
297/2
D181,945 S * 1/1958 Saarinen D6/365
D183,416 S * 8/1958 Bellmann D6/375
2,989,112 A * 6/1961 Sonnleitner A47C 3/12
156/213
D191,704 S * 11/1961 Stauffer 297/452.14
3,027,195 A * 3/1962 Nelson A47C 3/12
297/411.41
3,459,449 A * 8/1969 Klausen A47C 5/12
297/239
3,565,486 A * 2/1971 Channon A47C 1/146
297/1
3,586,371 A * 6/1971 Baetzner A47C 1/124
297/239

(57) **CLAIM**
I claim the ornamental design for the chair, as shown and described.

DESCRIPTION

FIG. 1 is a front view of the chair;
FIG. 2 is a back view of FIG. 1;
FIG. 3 is a top view of FIG. 1;
FIG. 4 is a bottom view of FIG. 1;
FIG. 5 is a side view of FIG. 1; and,
FIG. 6 is a perspective view of FIG. 1.

1 Claim, 6 Drawing Sheets



(56)

References Cited

U.S. PATENT DOCUMENTS

D731,801 S *	6/2015	McKenna	D6/366
D731,802 S *	6/2015	Mckenna	D6/366
D738,657 S *	9/2015	Robins	D6/375
D741,615 S *	10/2015	Morrison	D6/375
D742,132 S *	11/2015	Morrison	D6/375
D743,711 S *	11/2015	Lissoni	D6/375
D746,609 S *	1/2016	Lievore	D6/375
D759,988 S *	6/2016	Dorigo	D6/375

* cited by examiner

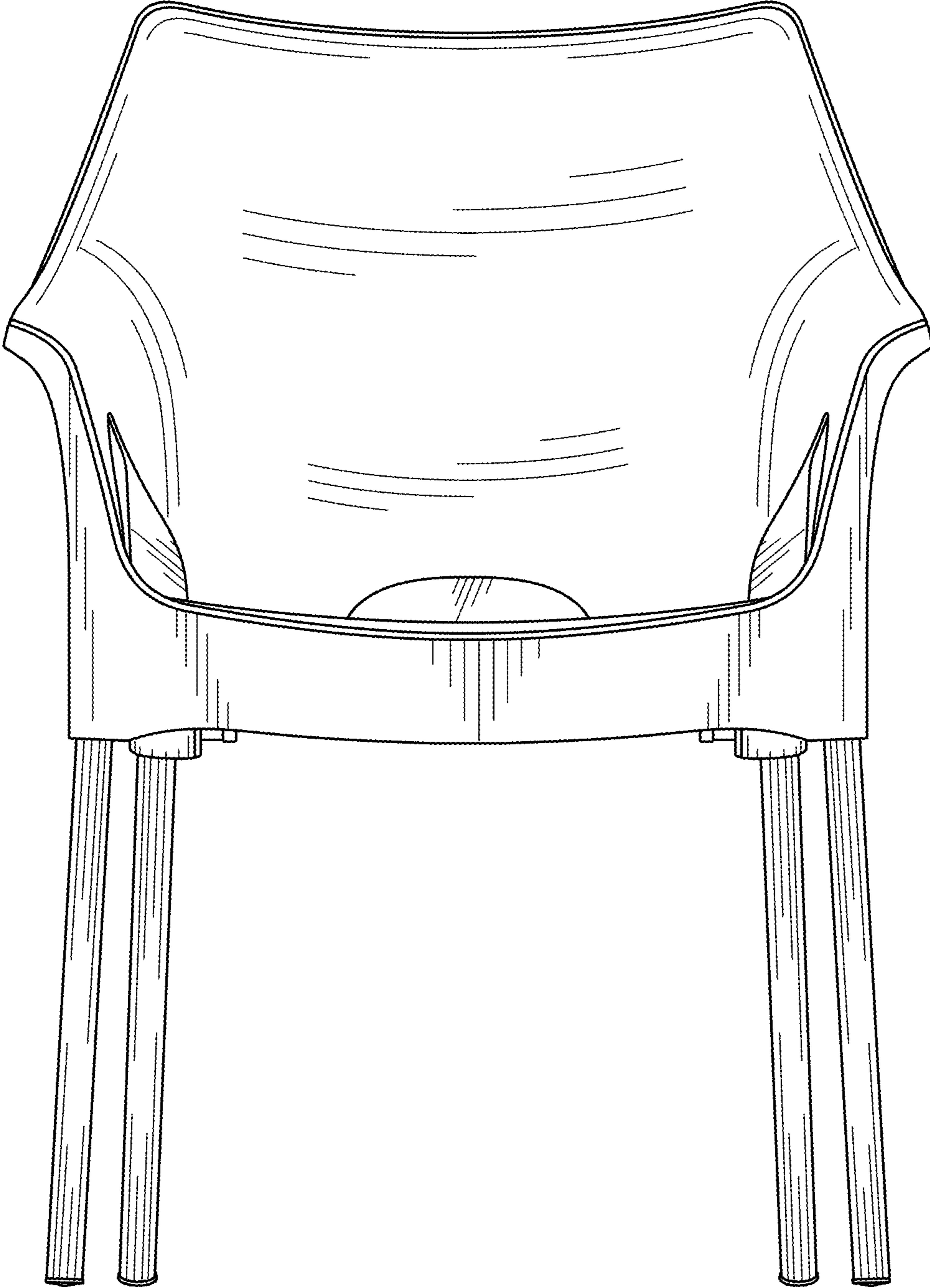


FIG. 1

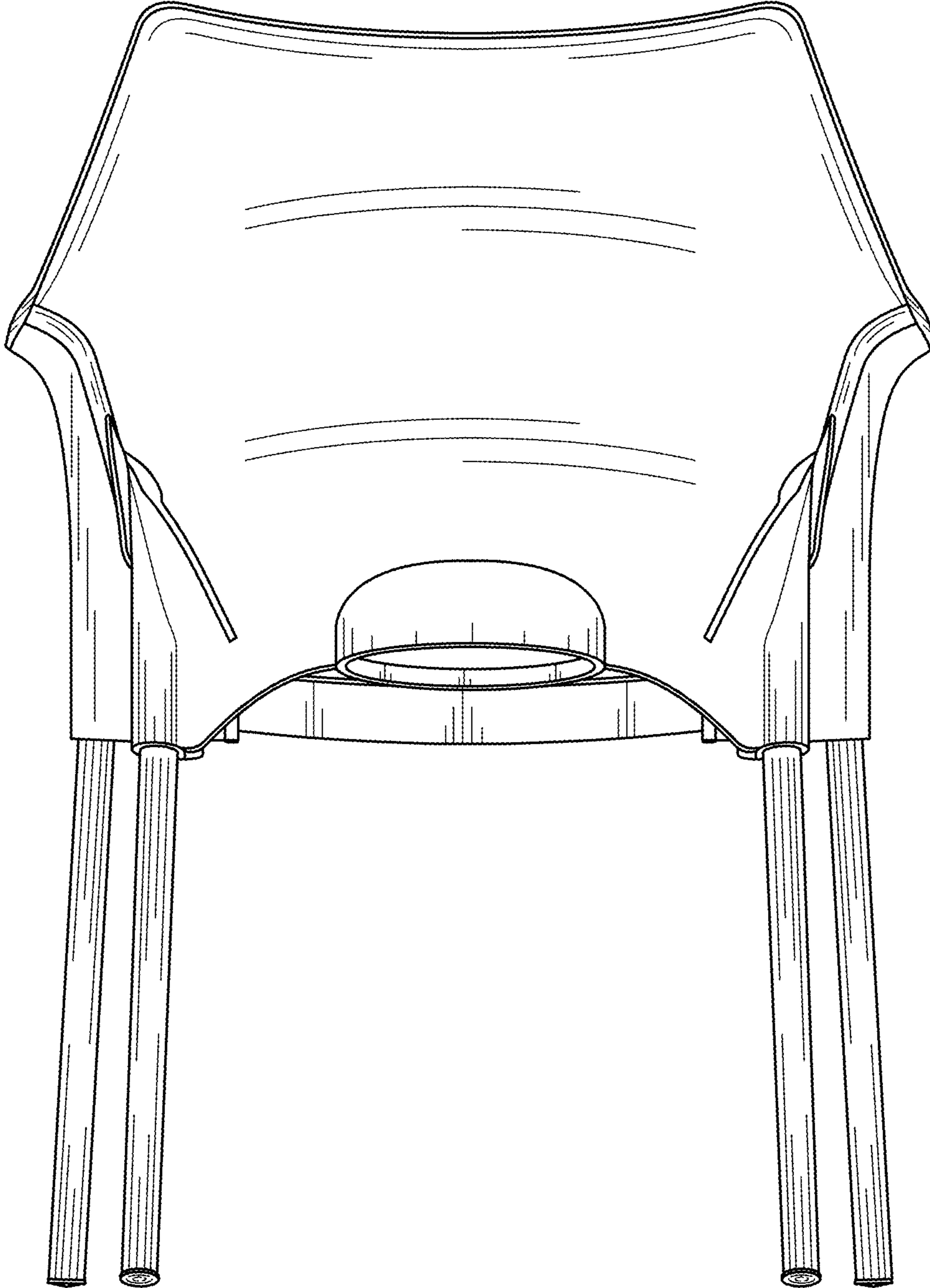


FIG. 2

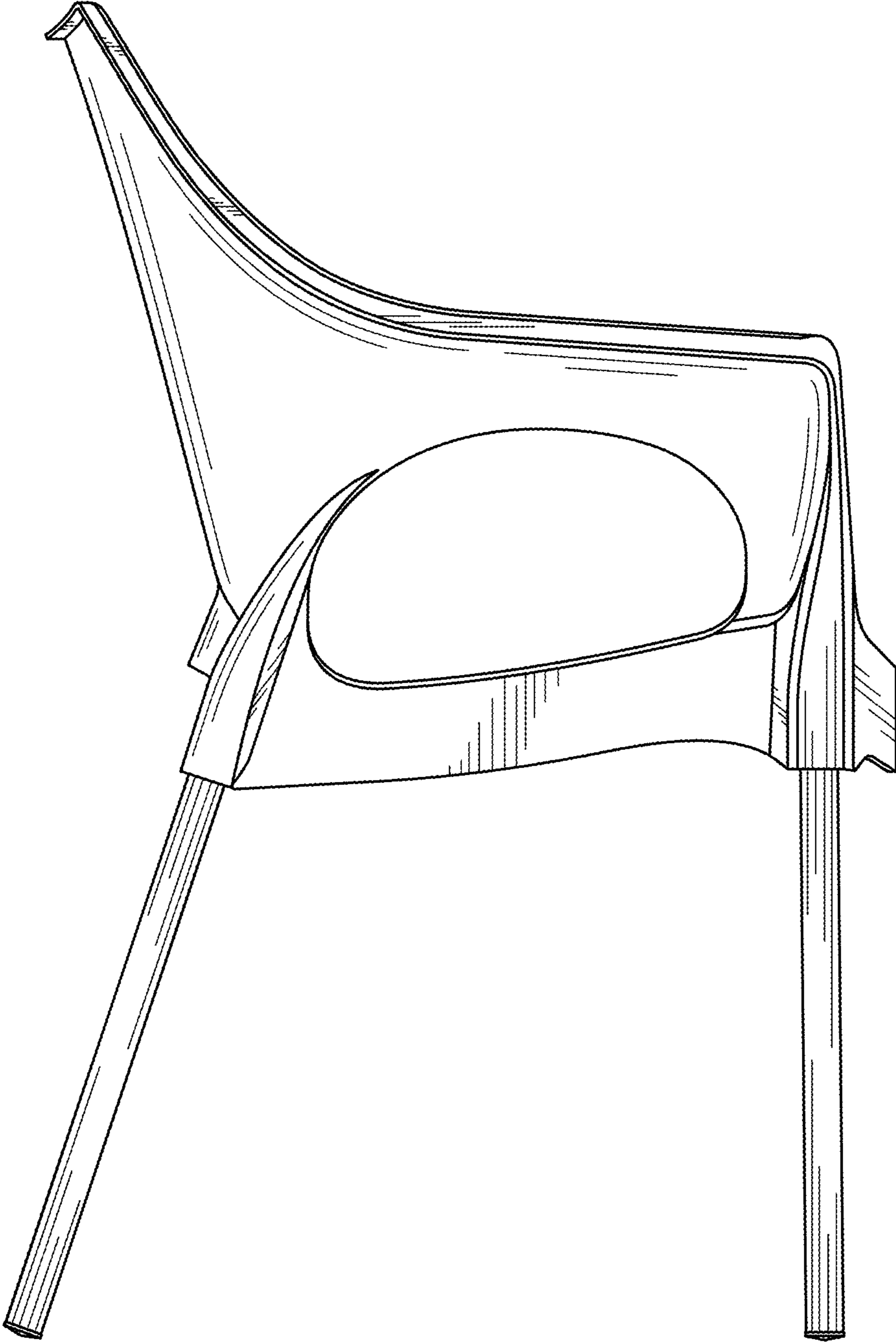


FIG. 3

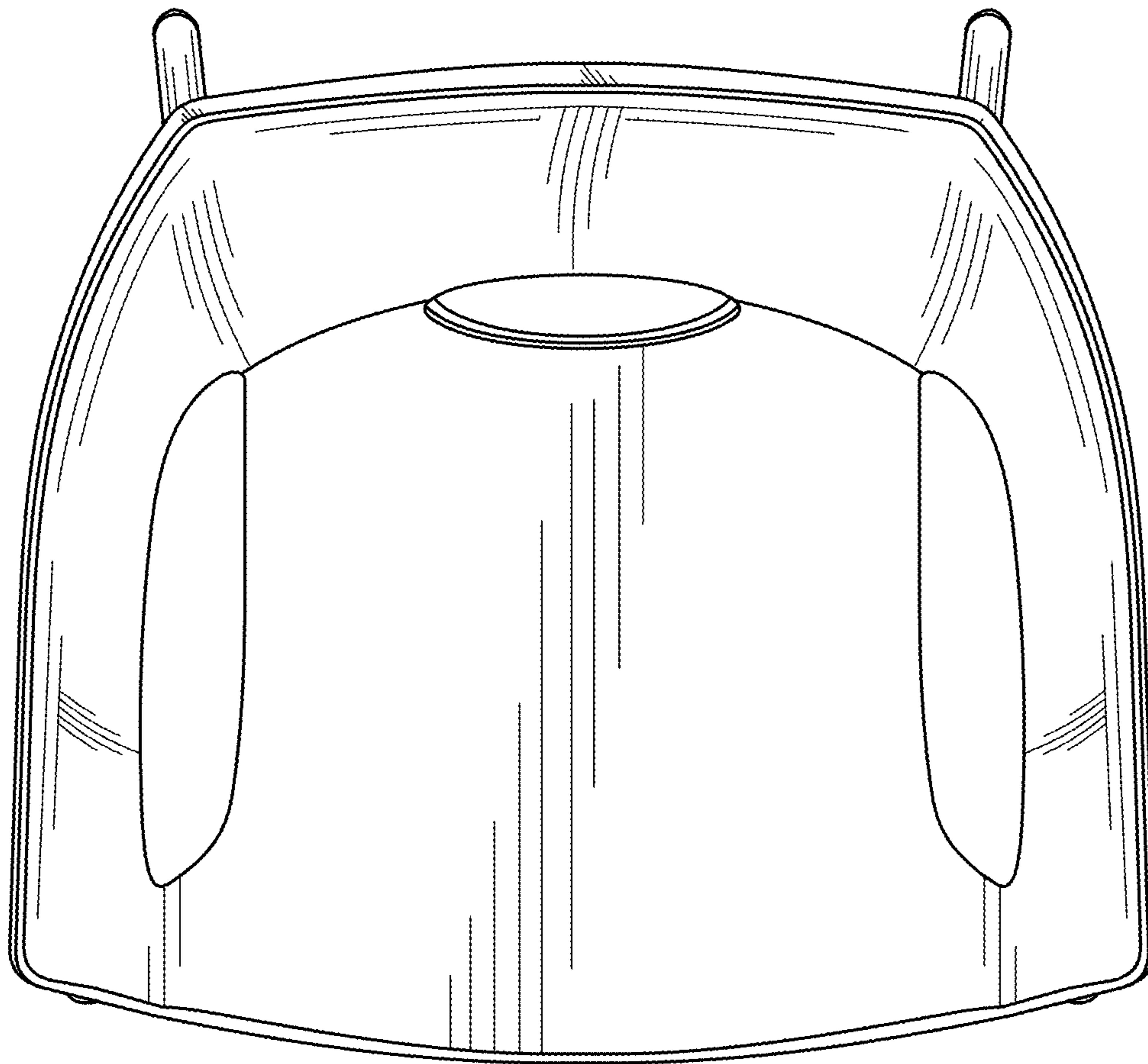


FIG. 4

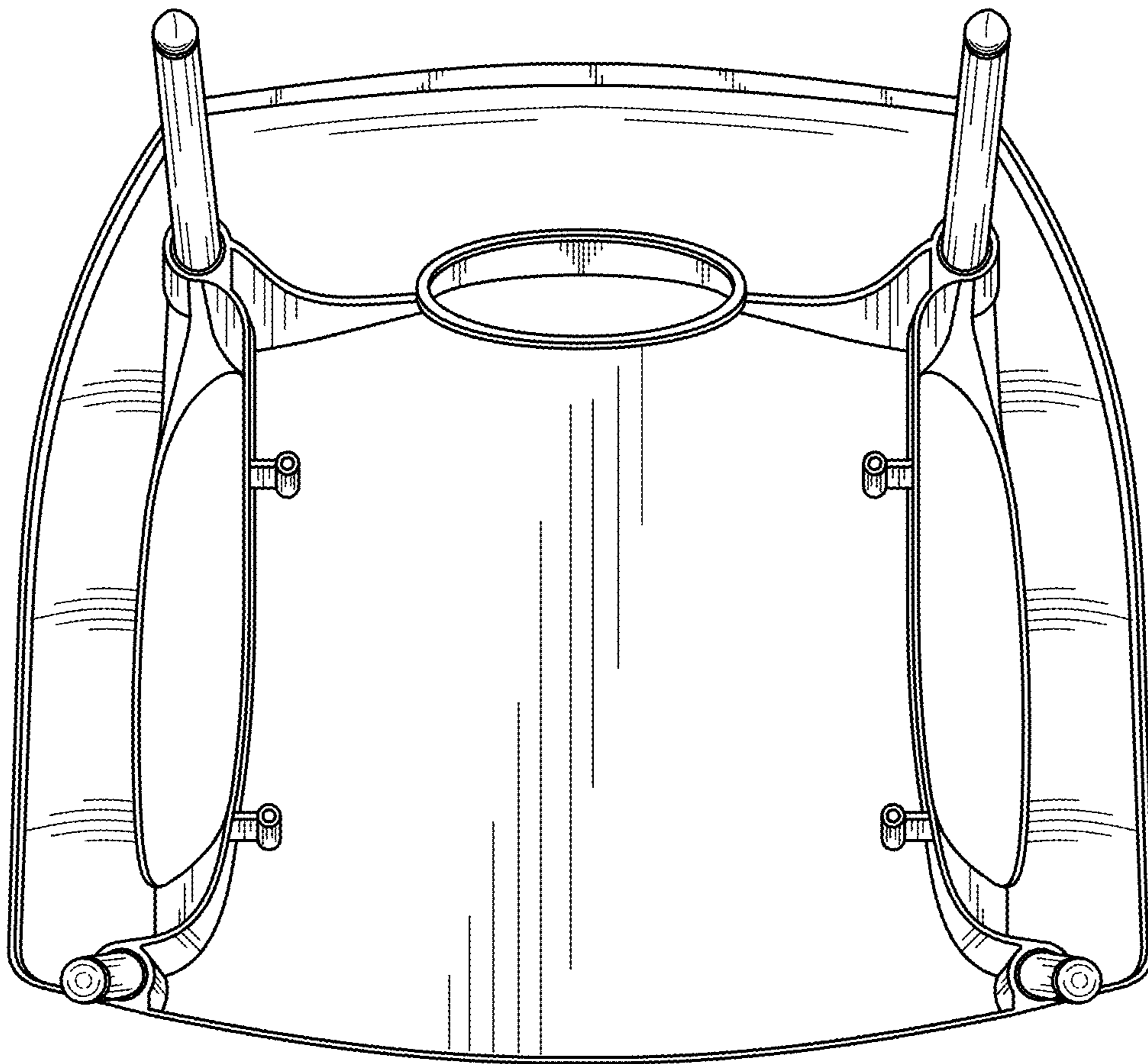


FIG. 5




FIG. 6