



US00D796862S

(12) **United States Design Patent**  
**Martell et al.**

(10) **Patent No.:** **US D796,862 S**

(45) **Date of Patent:** **\*\* Sep. 12, 2017**

(54) **CHAIR**

(71) Applicant: **Target Brands, Inc.**, Minneapolis, MN (US)

(72) Inventors: **Timothy J. Martell**, Brooklyn Park, MN (US); **Chad M. Bogdan**, St. Paul, MN (US)

(73) Assignee: **Target Brands, Inc.**, Minneapolis, MN (US)

(\*\*) Term: **15 Years**

(21) Appl. No.: **29/584,114**

(22) Filed: **Nov. 11, 2016**

(51) **LOC (10) Cl.** ..... **06-01**

(52) **U.S. Cl.**  
USPC ..... **D6/375**

(58) **Field of Classification Search**  
USPC ..... D6/375, 334-336, 371-373, 379, 716, D6/716.1, 716.2, 716.4  
See application file for complete search history.

(56) **References Cited**

U.S. PATENT DOCUMENTS

D177,454 S *	4/1956	Young	.....	D6/334
D181,559 S *	11/1957	Van Darweel	.....	D6/334
D195,672 S *	7/1963	Hamilton et al.	.....	297/320
D212,881 S *	12/1968	Duern	.....	D14/172
D236,305 S *	8/1975	Fisher	.....	D6/334
D249,756 S *	10/1978	Claman	.....	D6/334
D250,075 S *	10/1978	Petersen	.....	D6/334
D337,210 S *	7/1993	Silverman	.....	D6/333
D358,493 S *	5/1995	Ginat	.....	D6/334

D363,825 S *	11/1995	Hess	.....	D6/369
D461,075 S *	8/2002	Silva	.....	D6/366
D466,313 S *	12/2002	Hutton	.....	D6/334
D536,541 S *	2/2007	Kreiss	.....	D6/334
D541,544 S *	5/2007	White, III	.....	D6/369
D546,595 S *	7/2007	Hutton	.....	D6/716
D572,926 S *	7/2008	Lowsky	.....	D6/369
D577,218 S *	9/2008	Kreiss	.....	D6/374
D577,498 S *	9/2008	Schmitt	.....	D6/334
D591,528 S *	5/2009	Byrnes	.....	D6/369
D657,967 S *	4/2012	Spoelhof	.....	D6/334
D683,570 S *	6/2013	Kubryk	.....	D6/366
D687,233 S *	8/2013	Pedersen	.....	D6/369
D703,960 S *	5/2014	Doyle	.....	D6/334
D759,393 S *	6/2016	Hayon	.....	D6/334
D762,407 S *	8/2016	Kubryk	.....	D6/716
D785,963 S *	5/2017	Podsiadlo	.....	D6/374

\* cited by examiner

*Primary Examiner* — David G Muller

*Assistant Examiner* — Nathan M Johnston

(74) *Attorney, Agent, or Firm* — Leanne Taveggia Farrell; Westman, Champlin & Koehler, P.A.

(57) **CLAIM**

The ornamental design for a chair, as shown and described.

**DESCRIPTION**

FIG. 1 is a perspective view of a chair showing our new design;

FIG. 2 is a front elevation view thereof;

FIG. 3 is a rear elevation view thereof;

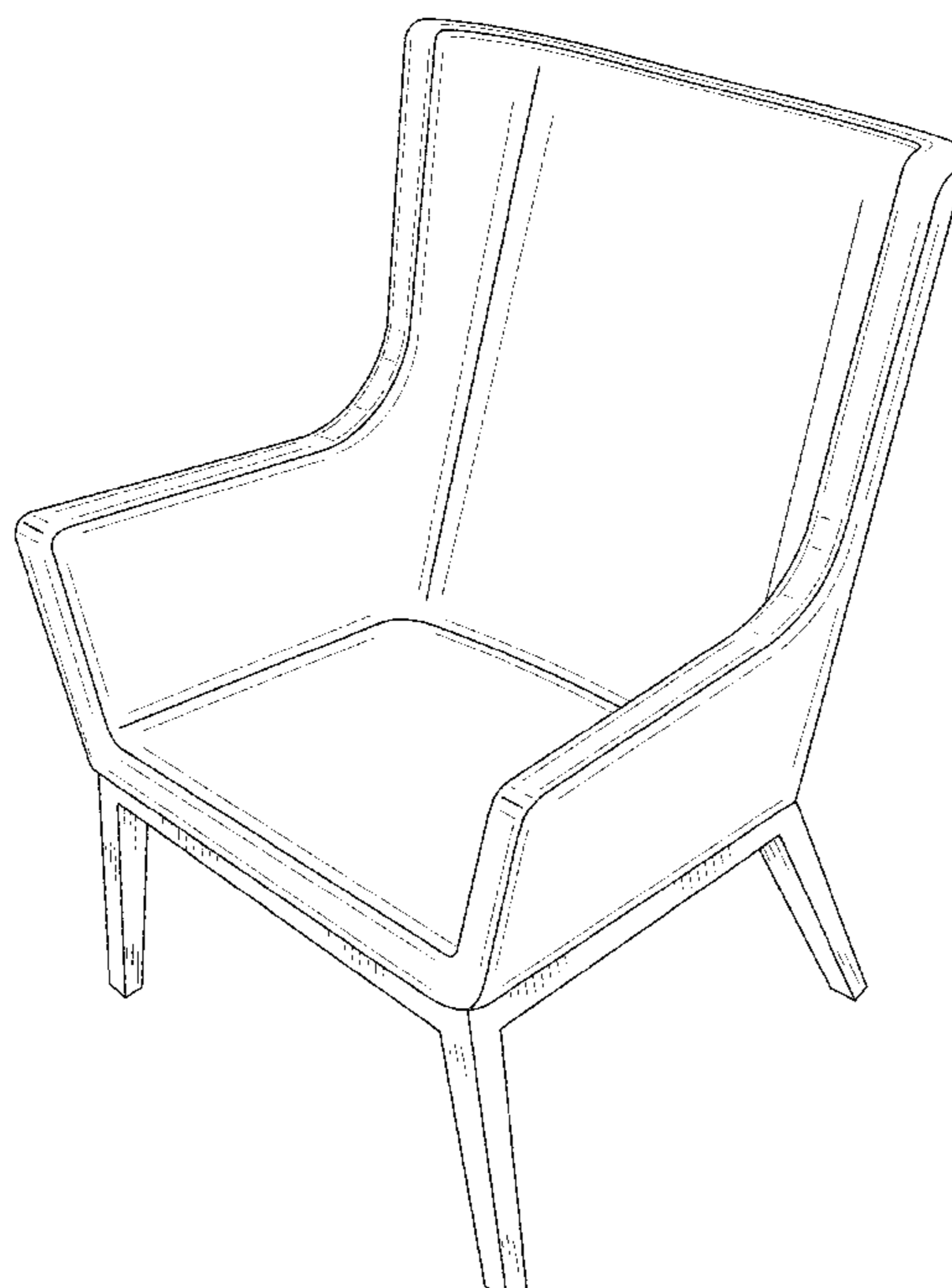
FIG. 4 is a left side elevation view thereof;

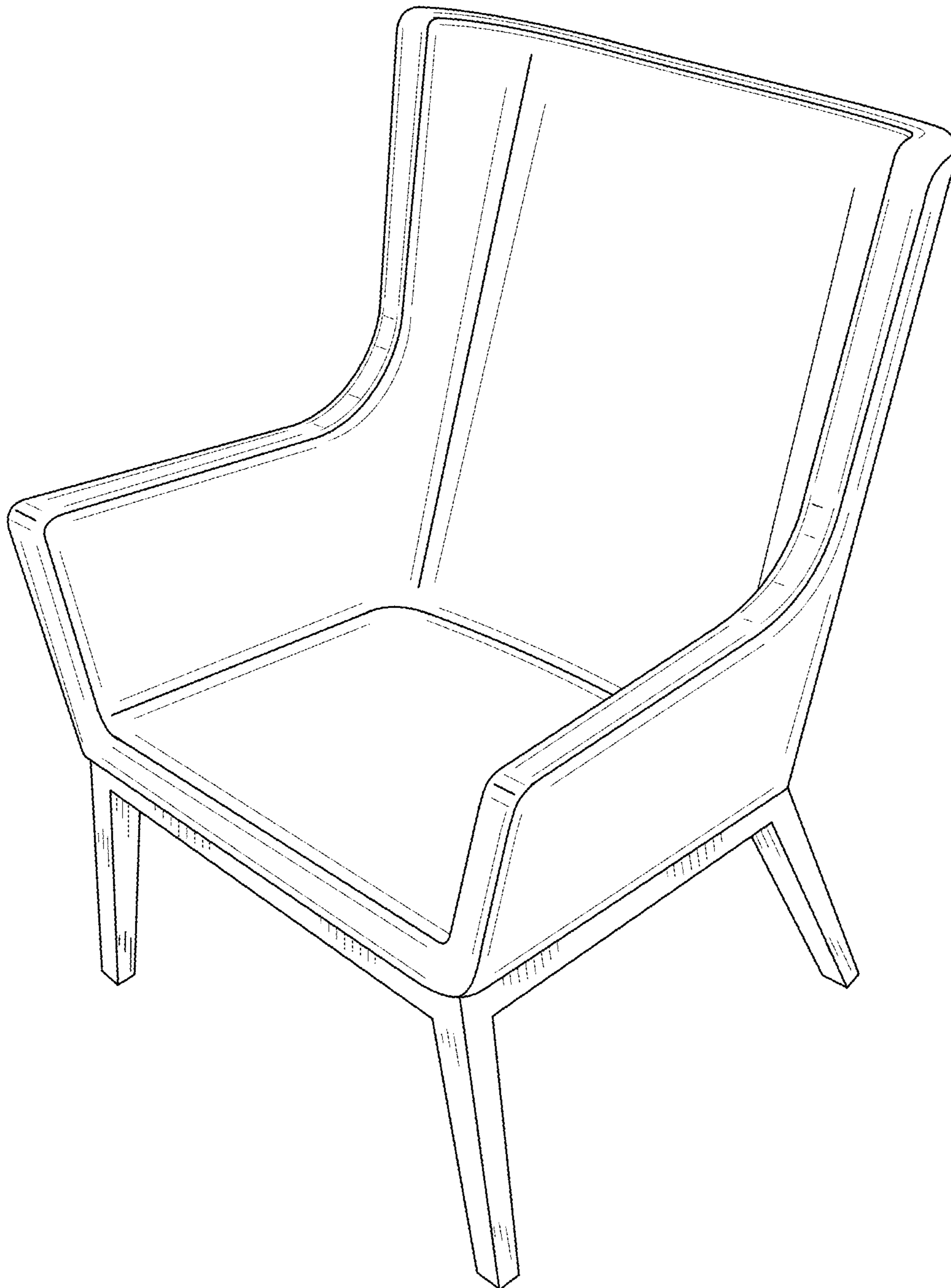
FIG. 5 is a right side elevation view thereof;

FIG. 6 is a top plan view thereof; and,

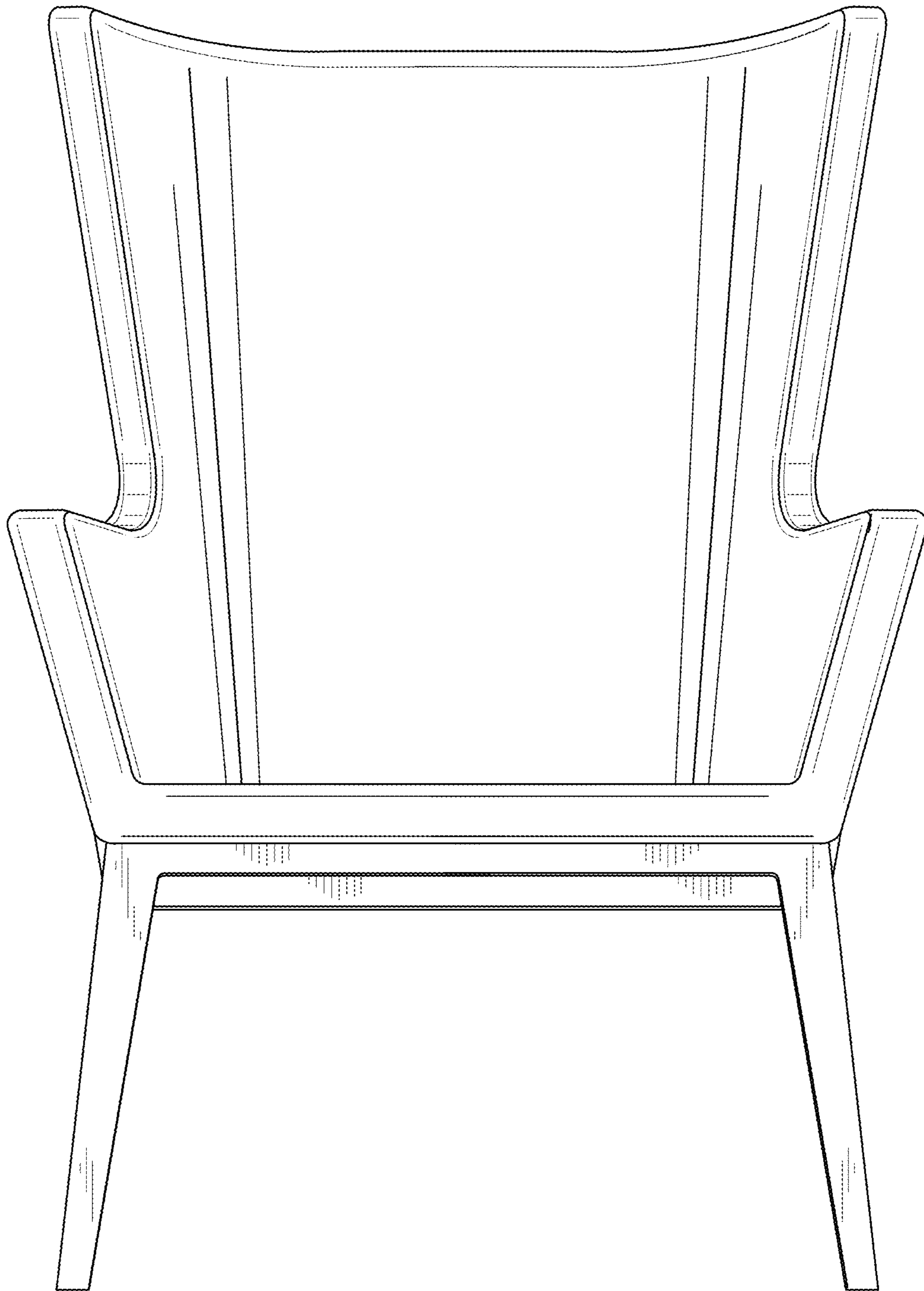
FIG. 7 is a bottom plan view thereof.

**1 Claim, 7 Drawing Sheets**






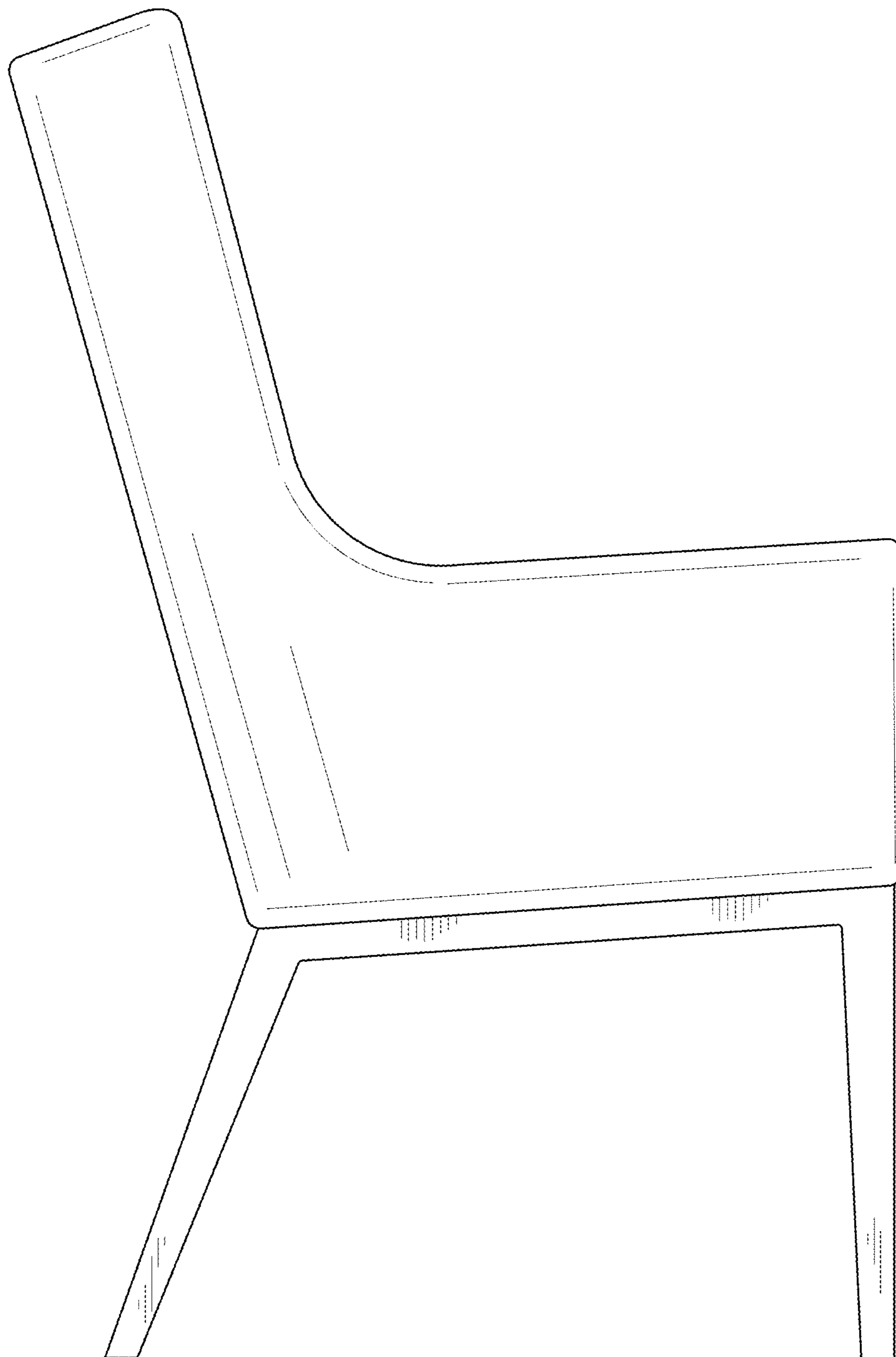
**Fig. 1**



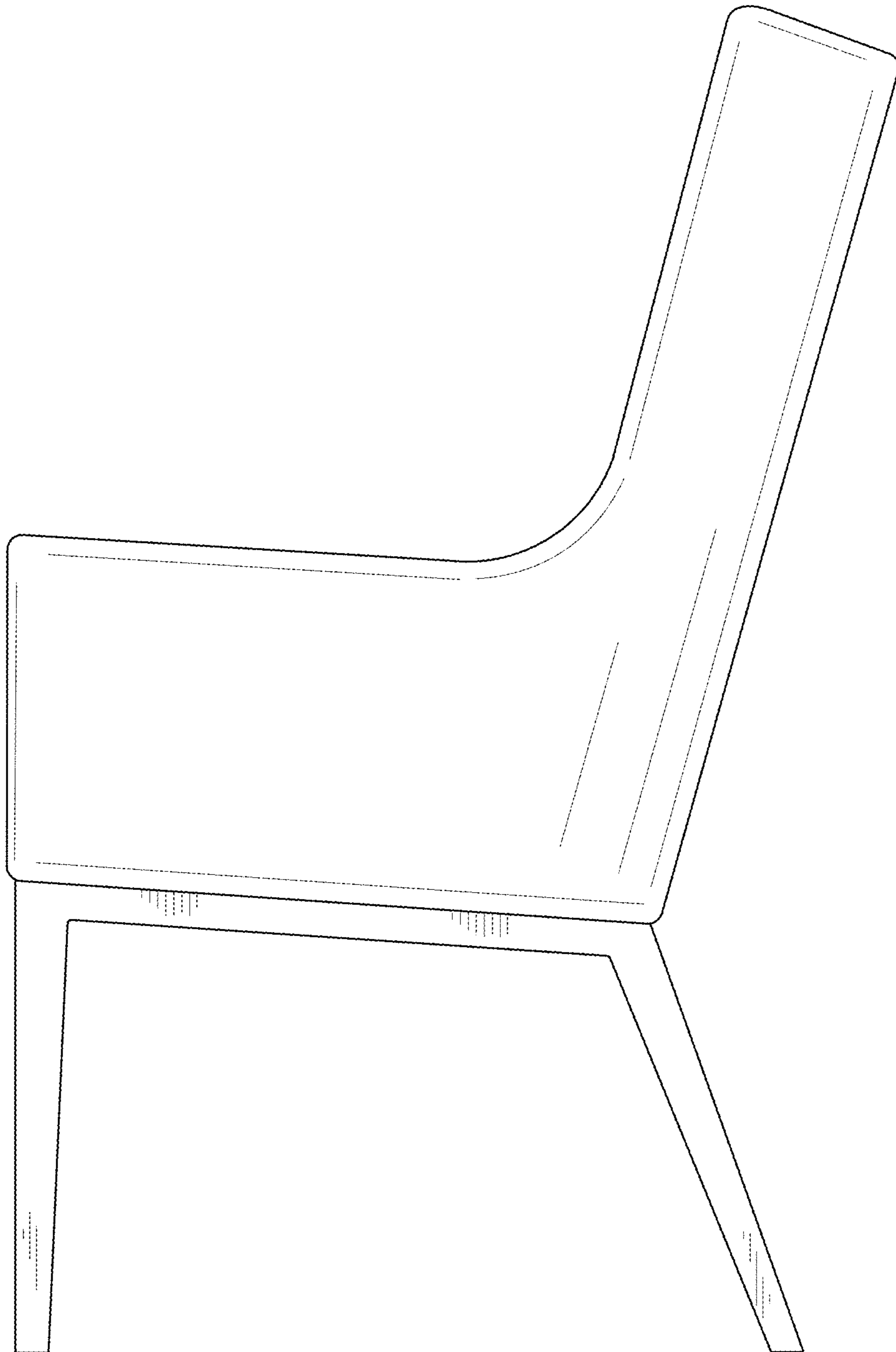
**Fig. 2**



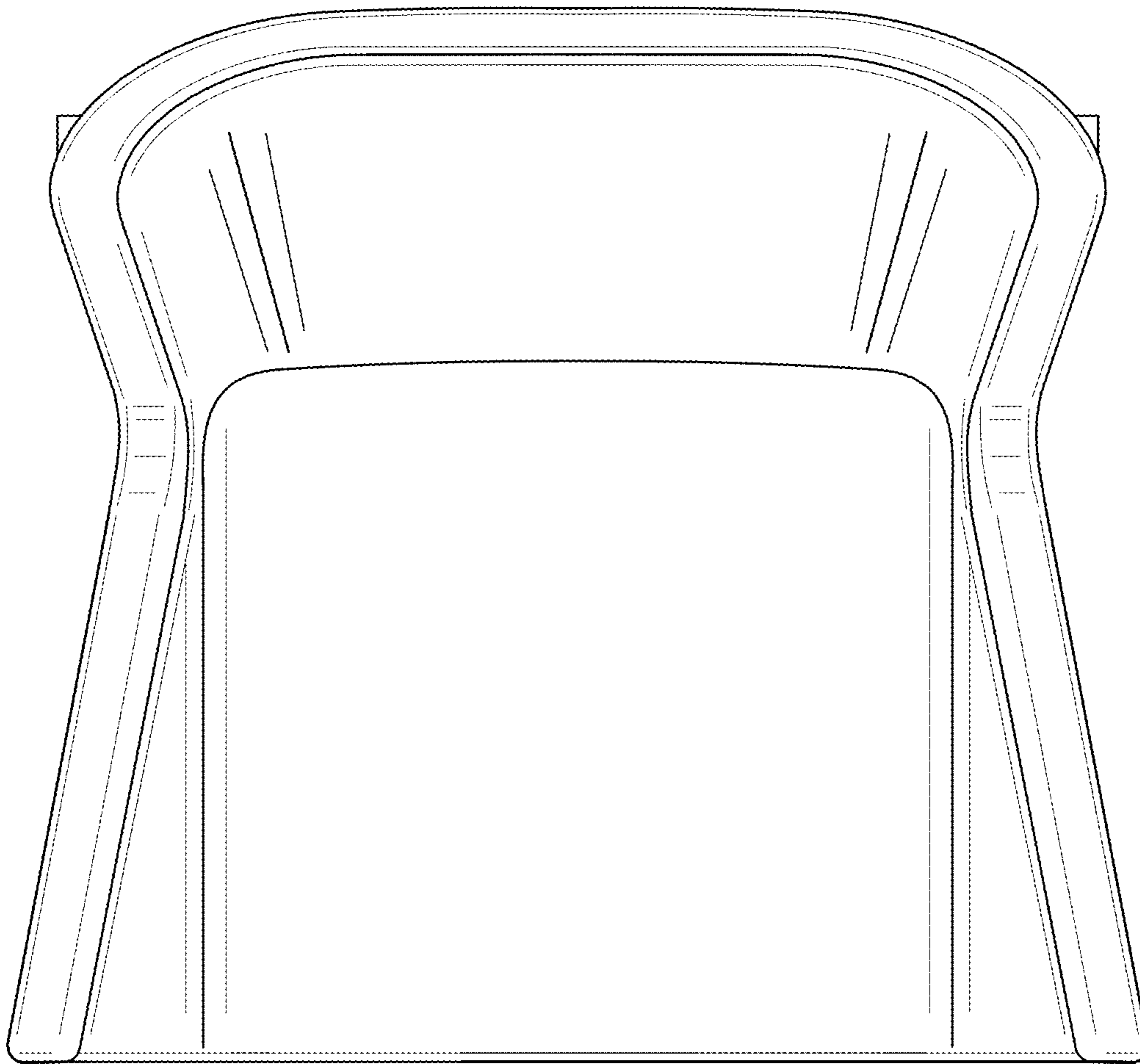
**Fig. 3**



**Fig. 4**



**Fig. 5**



**Fig. 6**

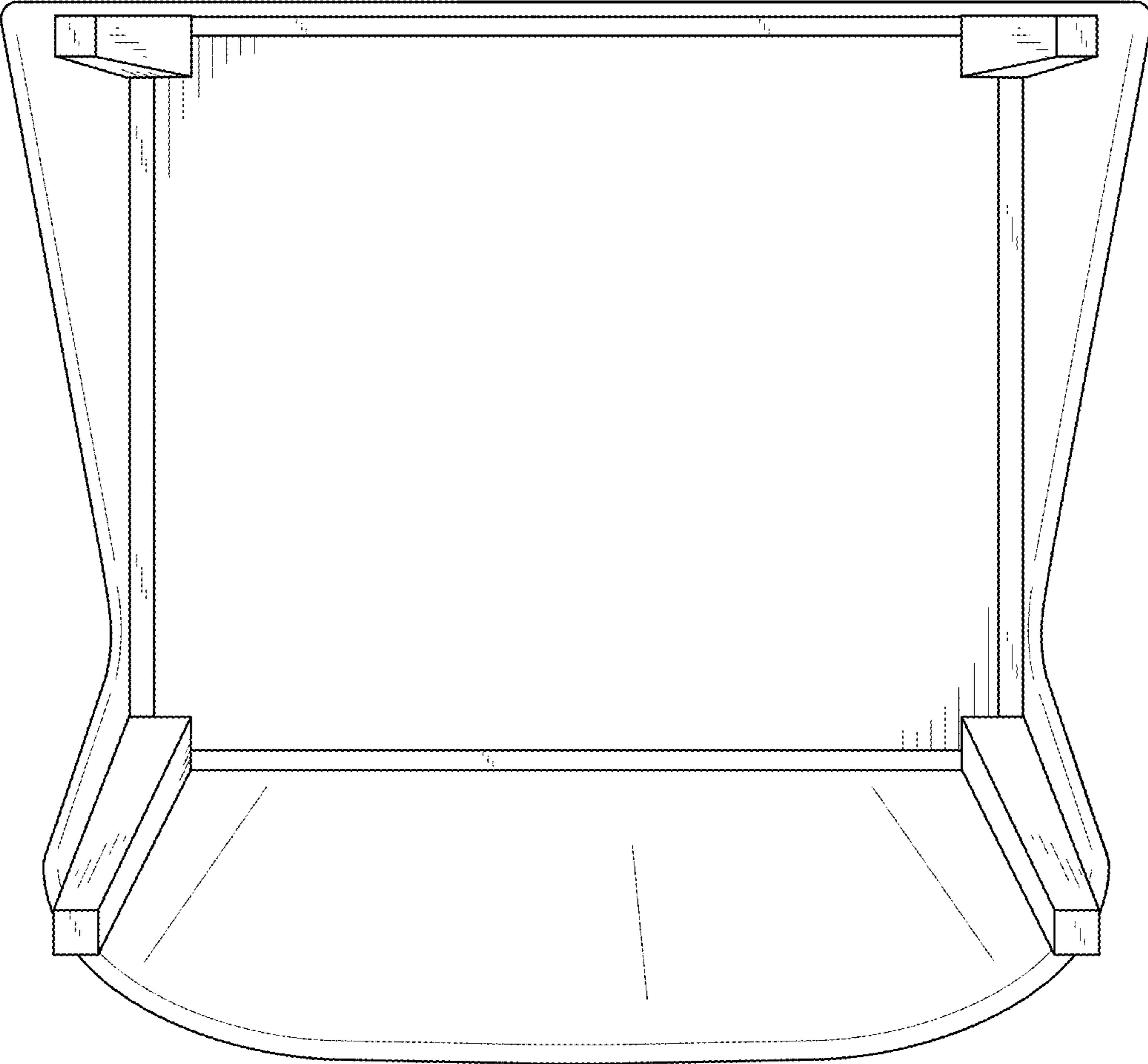


Fig. 7