



US00D796861S

(12) **United States Design Patent** (10) **Patent No.:** **US D796,861 S**
Tran (45) **Date of Patent:** **** Sep. 12, 2017**

(54) **CHAIR**
(71) Applicant: **Hy Duy Tran**, Oxnard, CA (US)
(72) Inventor: **Hy Duy Tran**, Oxnard, CA (US)
(**) Term: **15 Years**
(21) Appl. No.: **29/556,251**
(22) Filed: **Feb. 29, 2016**
(51) **LOC (10) Cl.** **06-01**
(52) **U.S. Cl.**
USPC **D6/375; D6/379**
(58) **Field of Classification Search**
USPC D6/334, 335, 336, 360, 366, 371, 372,
D6/375, 379, 380, 370, 376, 377, 378,
D6/381, 716, 716.1, 716.2, 716.4;
297/411.42
CPC A47C 4/02; A47C 4/03; A47C 3/04; A47C
3/12; A47C 5/12; A47C 40/24; A47C
4/028; A47C 9/007; A47C 7/54
See application file for complete search history.

D429,423 S * 8/2000 Van Rhienen D6/374
D429,910 S * 8/2000 Starczewski D6/379
D430,975 S * 9/2000 Grosfillex D6/370
D443,430 S * 6/2001 Anderson et al. D6/370
D455,571 S * 4/2002 Van De Riet D6/374
D464,494 S * 10/2002 Gasca Burges D6/374
D493,973 S * 8/2004 Olson D6/373
D582,691 S * 12/2008 Marin D6/374
D582,693 S * 12/2008 da Costa D6/380
D592,874 S * 5/2009 Solomon D6/374
D647,316 S * 10/2011 Kim D6/375
D664,783 S * 8/2012 Blitzler D6/369
D690,953 S * 10/2013 Alken D6/380
D722,803 S * 2/2015 Striebel D6/716.4
D724,859 S * 3/2015 Young D6/379
D735,485 S * 8/2015 Norguet D6/375
D745,787 S * 12/2015 Tiet D6/375
2016/0106216 A1* 4/2016 Mehaffey A47C 3/12
297/452.14

* cited by examiner

Primary Examiner — Karen Kearney
Assistant Examiner — Christopher J Matthews
(74) *Attorney, Agent, or Firm* — Michael N. Cohen;
Cohen IP Law Group PC

(56) **References Cited**

U.S. PATENT DOCUMENTS

2,649,146 A * 8/1953 Sanford A47C 3/12
297/411.41
D278,393 S * 4/1985 Platner D6/374
5,044,691 A * 9/1991 Guichon A47C 3/04
297/239
D330,291 S * 10/1992 Grosfillex D6/370
D331,324 S * 12/1992 Grosfillex D6/375
D336,382 S * 6/1993 Hubert D6/370
D413,453 S * 9/1999 van Rhienen D6/370
D415,626 S * 10/1999 Van Rhienen D6/370
D417,968 S * 12/1999 Van Rhienen D6/370
D419,325 S * 1/2000 van Rhienen D6/370

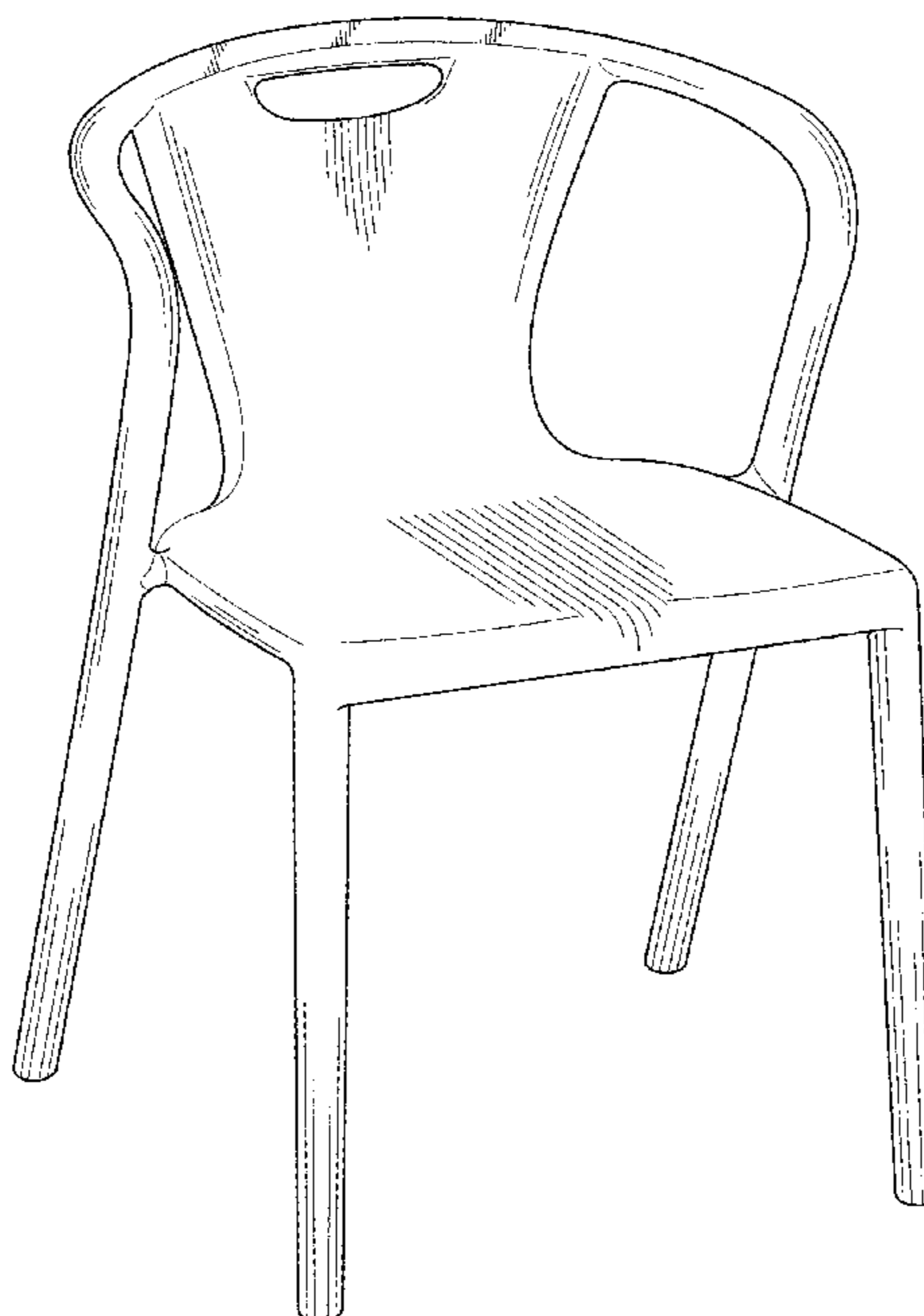
(57) **CLAIM**

I claim the ornamental design for the chair, as shown and described.

DESCRIPTION

FIG. 1 is a perspective view of the chair;
FIG. 2 is a front view of FIG. 1;
FIG. 3 is a back view of FIG. 1;
FIG. 4 is a top view of FIG. 1;
FIG. 5 is a bottom view of FIG. 1; and,
FIG. 6 is a side view of FIG. 1.

1 Claim, 6 Drawing Sheets



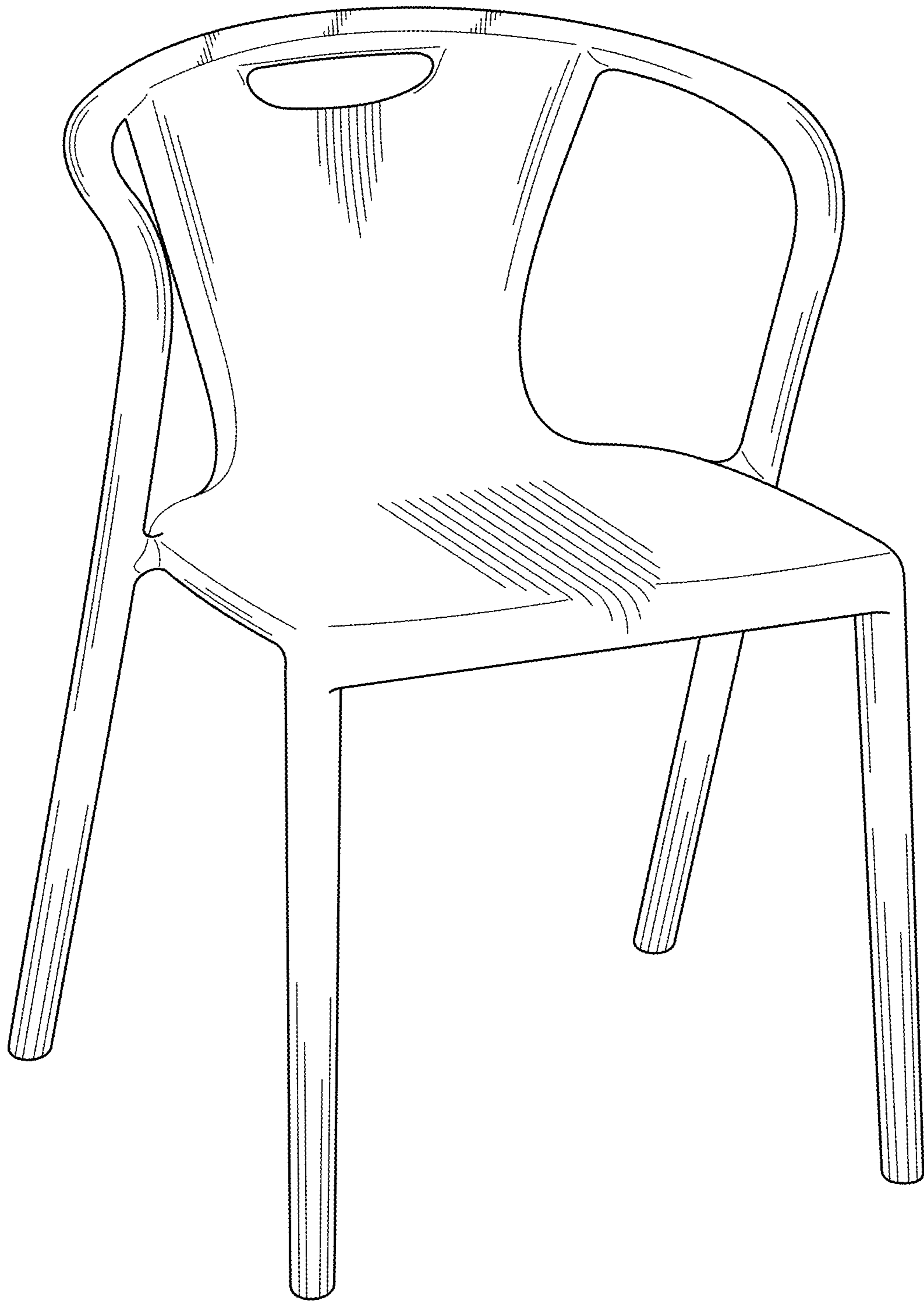


FIG. 1

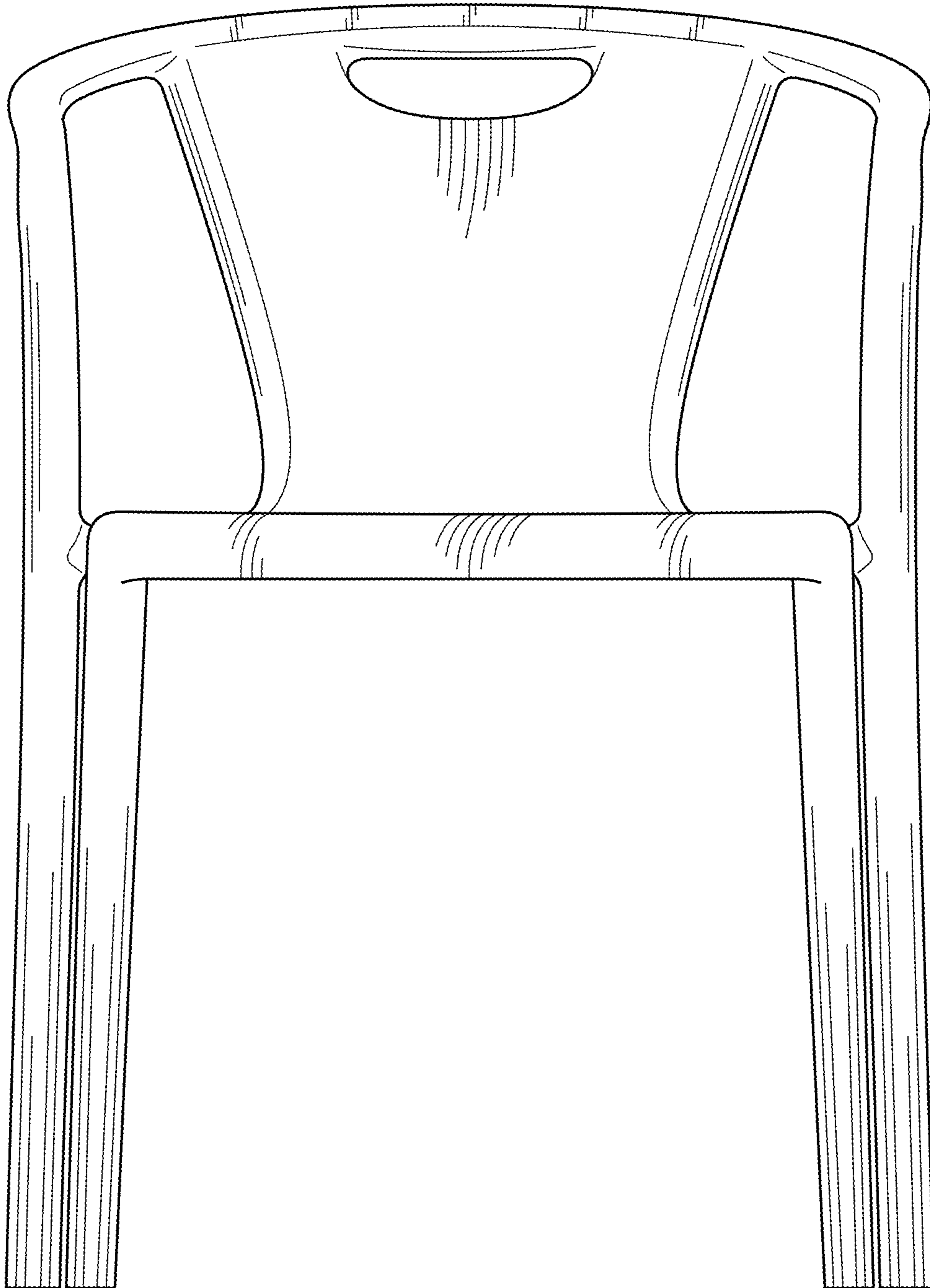


FIG. 2

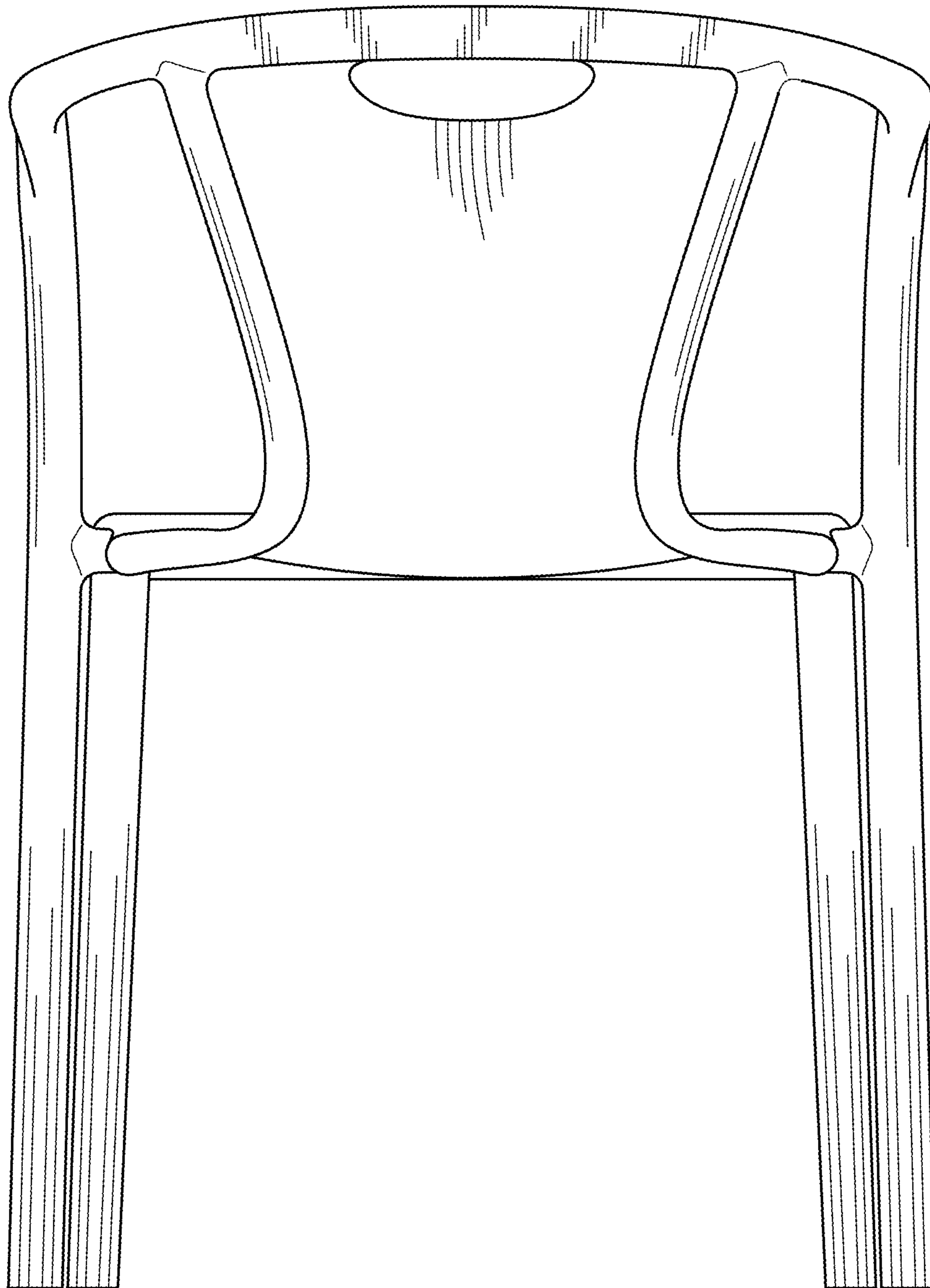


FIG. 3

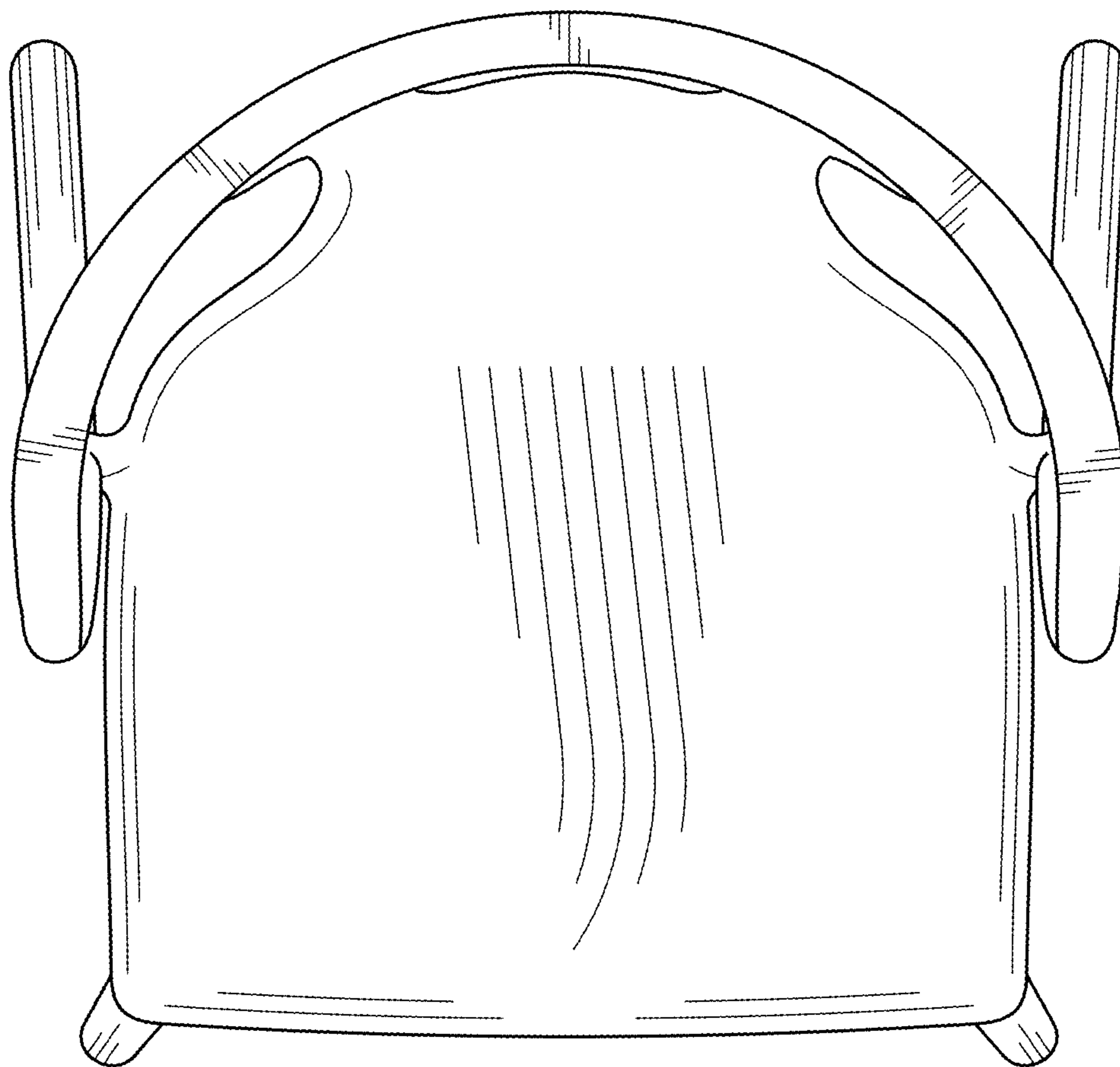


FIG. 4

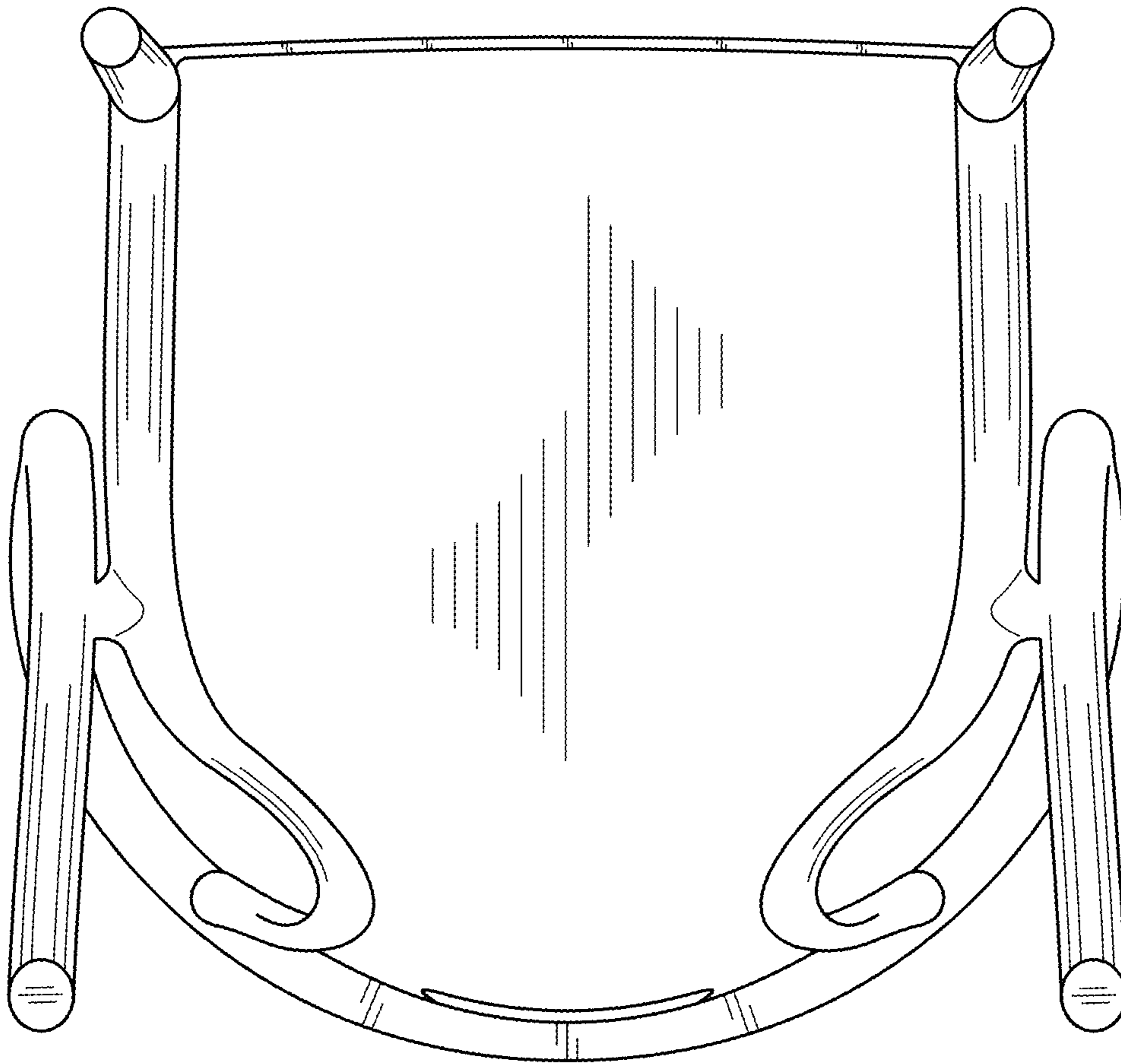


FIG. 5

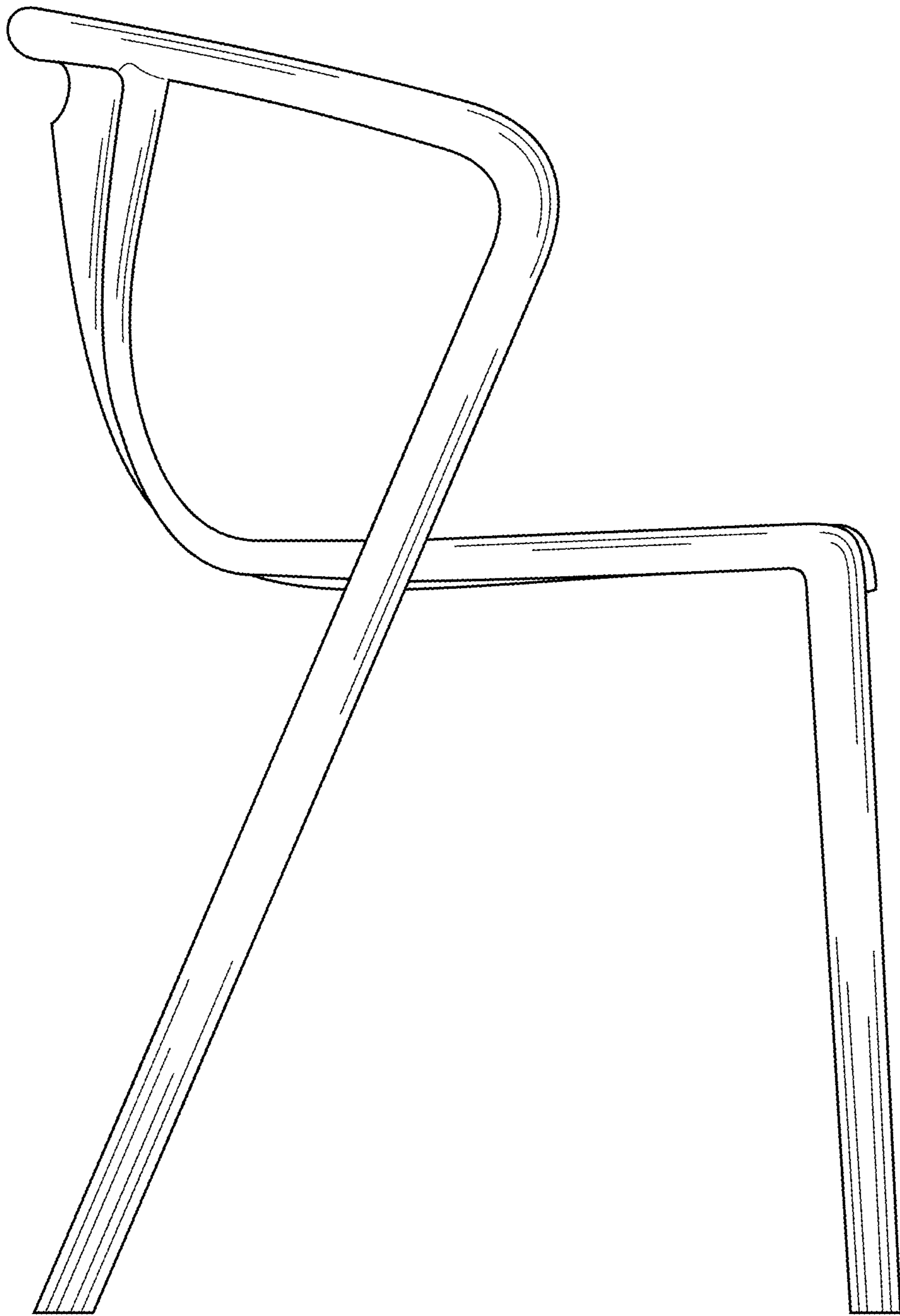


FIG. 6