



US00D796860S

(12) **United States Design Patent**
Tran

(10) **Patent No.:** **US D796,860 S**

(45) **Date of Patent:** **** Sep. 12, 2017**

(54) **CHAIR**

(71) Applicant: **Hy Duy Tran**, Oxnard, CA (US)

(72) Inventor: **Hy Duy Tran**, Oxnard, CA (US)

(**) Term: **15 Years**

(21) Appl. No.: **29/556,137**

(22) Filed: **Feb. 26, 2016**

(51) **LOC (10) Cl.** **06-01**

(52) **U.S. Cl.**

USPC **D6/375**; D6/379

(58) **Field of Classification Search**

USPC D6/334, 335, 336, 360, 366, 371, 372,
D6/375, 379, 380, 370, 376, 377, 378,
D6/381, 716, 716.1, 716.2, 716.4;
297/411.42

CPC A47C 4/02; A47C 4/03; A47C 3/04; A47C
3/12; A47C 5/12; A47C 40/24; A47C
4/028; A47C 9/007; A47C 7/54

See application file for complete search history.

(56) **References Cited**

U.S. PATENT DOCUMENTS

- 2,649,146 A * 8/1953 Sanford A47C 3/12
297/411.41
- D234,240 S * 2/1975 Noda D6/379
- D278,393 S * 4/1985 Platner D6/374
- D292,046 S * 9/1987 Walker D6/370
- D317,088 S * 5/1991 Grosfillex D6/370
- 5,044,691 A * 9/1991 Guichon A47C 3/04
297/239
- D320,894 S * 10/1991 Pons D6/370
- D330,291 S * 10/1992 Grosfillex D6/370
- D331,324 S * 12/1992 Grosfillex D6/375
- D335,972 S * 6/1993 Lamalle D6/370
- D336,382 S * 6/1993 Hubert D6/370
- D338,347 S * 8/1993 Hubert D6/370
- D341,036 S * 11/1993 Schwartz D6/370

- D364,748 S * 12/1995 Morin D6/370
- D366,159 S * 1/1996 Sagol D6/370
- D373,255 S * 9/1996 Gresens D6/370
- D373,473 S * 9/1996 Grosfillex D6/370
- D376,702 S * 12/1996 Cretcher D6/379
- D412,409 S * 8/1999 Van Rhienen D6/370
- D413,453 S * 9/1999 van Rhienen D6/370
- D415,626 S * 10/1999 Van Rhienen D6/370
- D417,968 S * 12/1999 Van Rhienen D6/370
- D418,323 S * 1/2000 Van Rhienen D6/370
- D419,325 S * 1/2000 van Rhienen D6/370
- D420,522 S * 2/2000 Rhienen D6/370
- D429,423 S * 8/2000 Van Rhienen D6/374
- D429,910 S * 8/2000 Starczewski D6/379
- D430,975 S * 9/2000 Grosfillex D6/370
- D435,739 S * 1/2001 Hand D6/370
- D437,699 S * 2/2001 Jablonski D6/358
- D443,430 S * 6/2001 Anderson D6/370
- D464,494 S * 10/2002 Gasca Burges D6/374
- D493,973 S * 8/2004 Olson D6/373
- D582,691 S * 12/2008 Marin D6/374
- D582,693 S * 12/2008 da Costa D6/380
- D592,874 S * 5/2009 Solomon D6/374

(Continued)

Primary Examiner — Karen Kearney

Assistant Examiner — Christopher J Matthews

(74) *Attorney, Agent, or Firm* — Michael N. Cohen;
Cohen IP Law Group PC

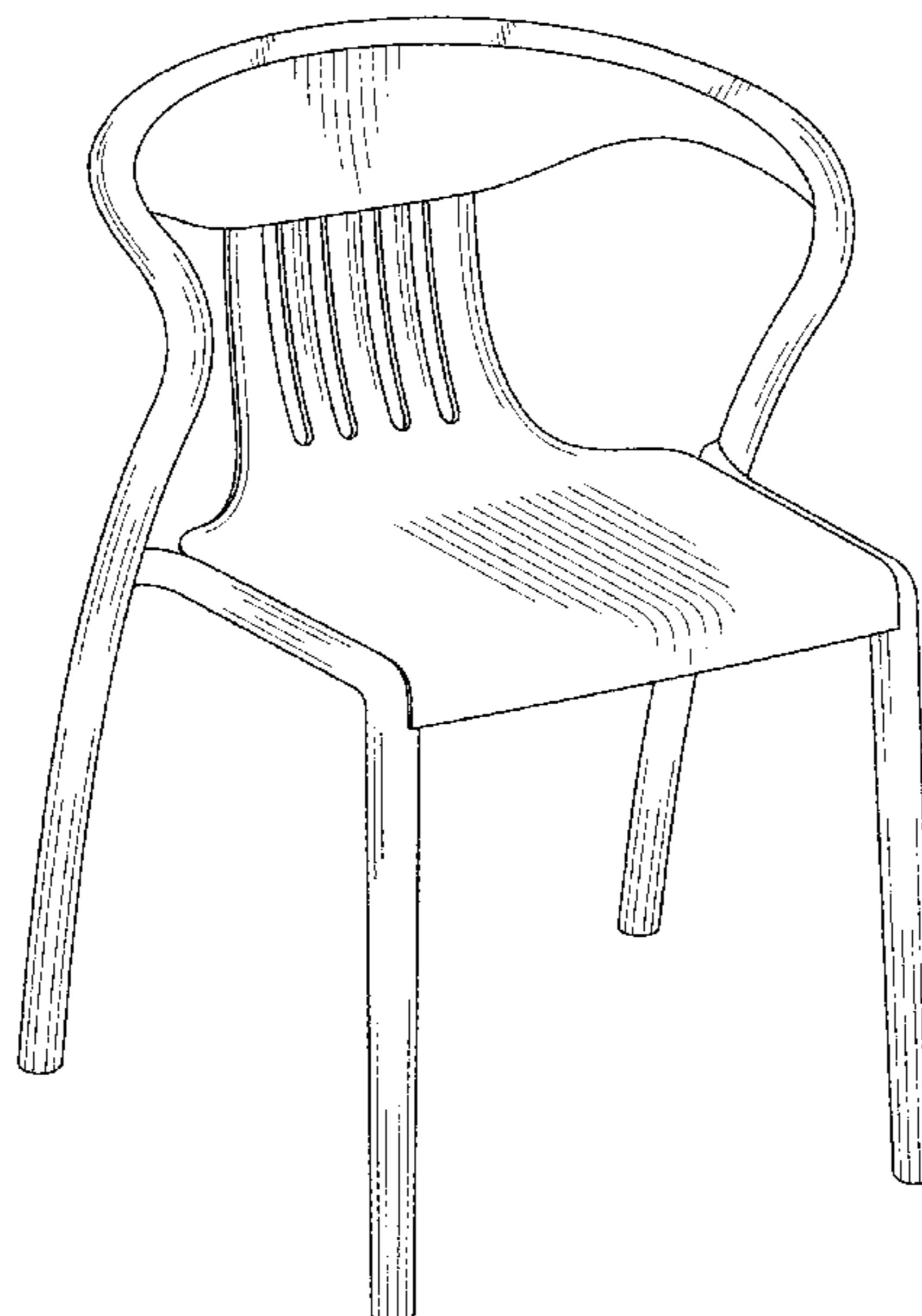
(57) **CLAIM**

I claim the ornamental design for the chair, as shown and described.

DESCRIPTION

FIG. 1 is a perspective view of the chair;
FIG. 2 is a front view of FIG. 1;
FIG. 3 is a back view of FIG. 1;
FIG. 4 is a top view of FIG. 1;
FIG. 5 is a bottom view of FIG. 1; and,
FIG. 6 is a side view of FIG. 1.

1 Claim, 6 Drawing Sheets



(56)

References Cited

U.S. PATENT DOCUMENTS

D664,783	S	*	8/2012	Blitzer	D6/369
D684,788	S	*	6/2013	Diez	D6/375
D690,953	S	*	10/2013	Alken	D6/380
D694,027	S	*	11/2013	Starck	D6/334
D722,803	S	*	2/2015	Striebel	D6/716.4
D724,859	S	*	3/2015	Young	D6/379
D745,787	S	*	12/2015	Tiet	D6/375
2011/0254326	A1	*	10/2011	Gamboa	A47C 3/04 297/188.14
2011/0266843	A1	*	11/2011	Gamboa	A47C 3/04 297/188.14
2016/0106216	A1	*	4/2016	Mehaffey	A47C 3/12 297/452.14

* cited by examiner

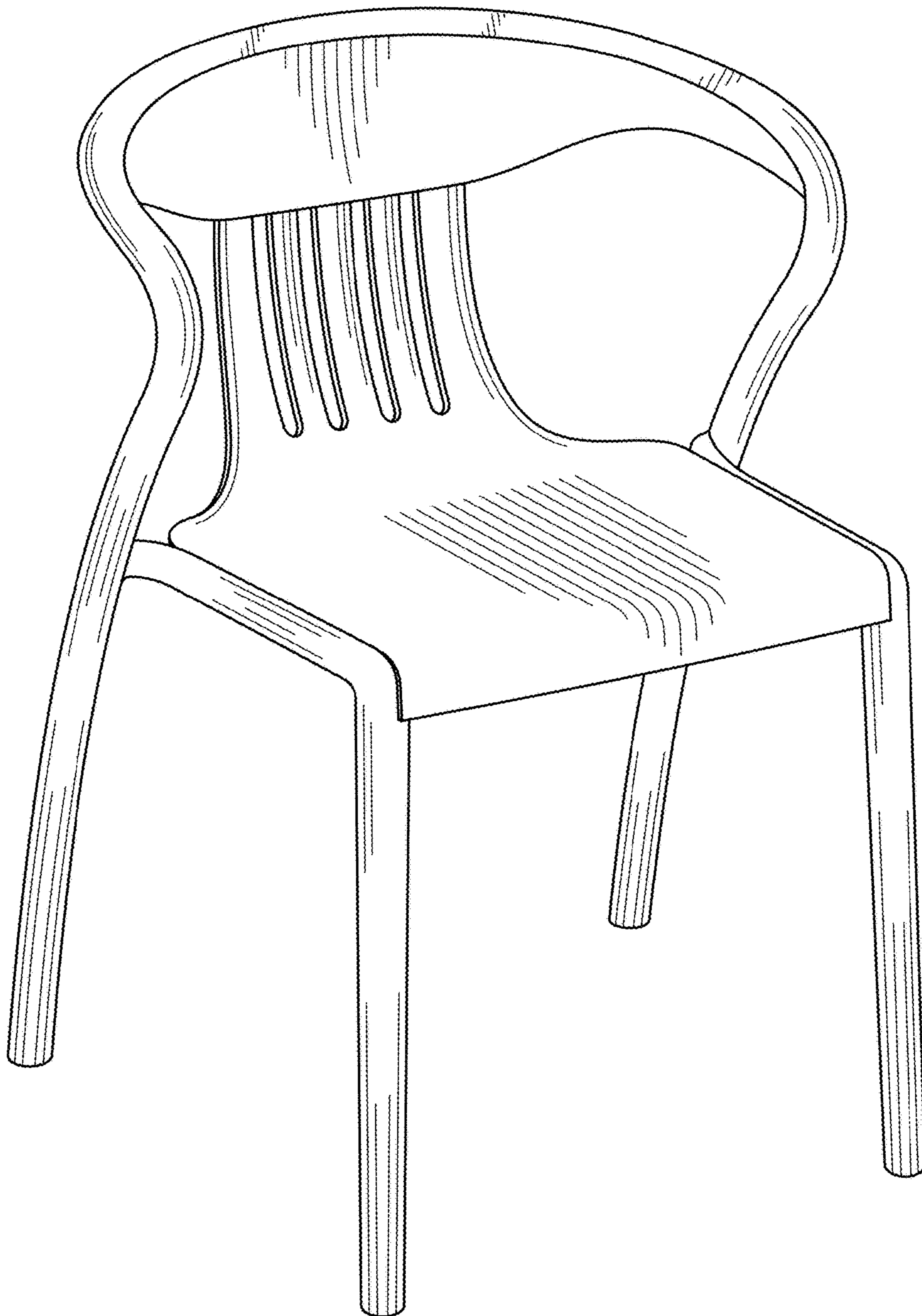


FIG. 1




FIG. 2

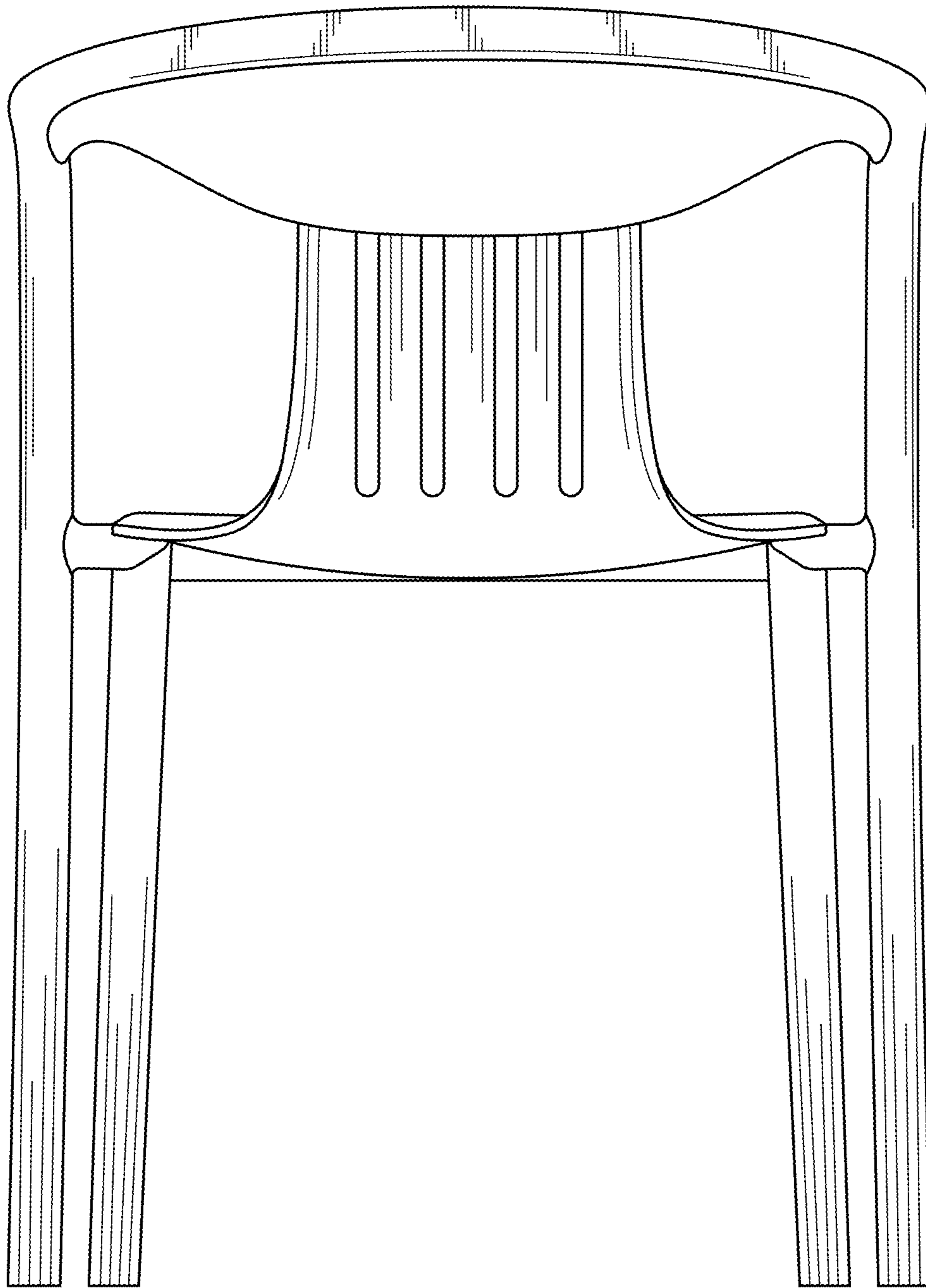


FIG. 3

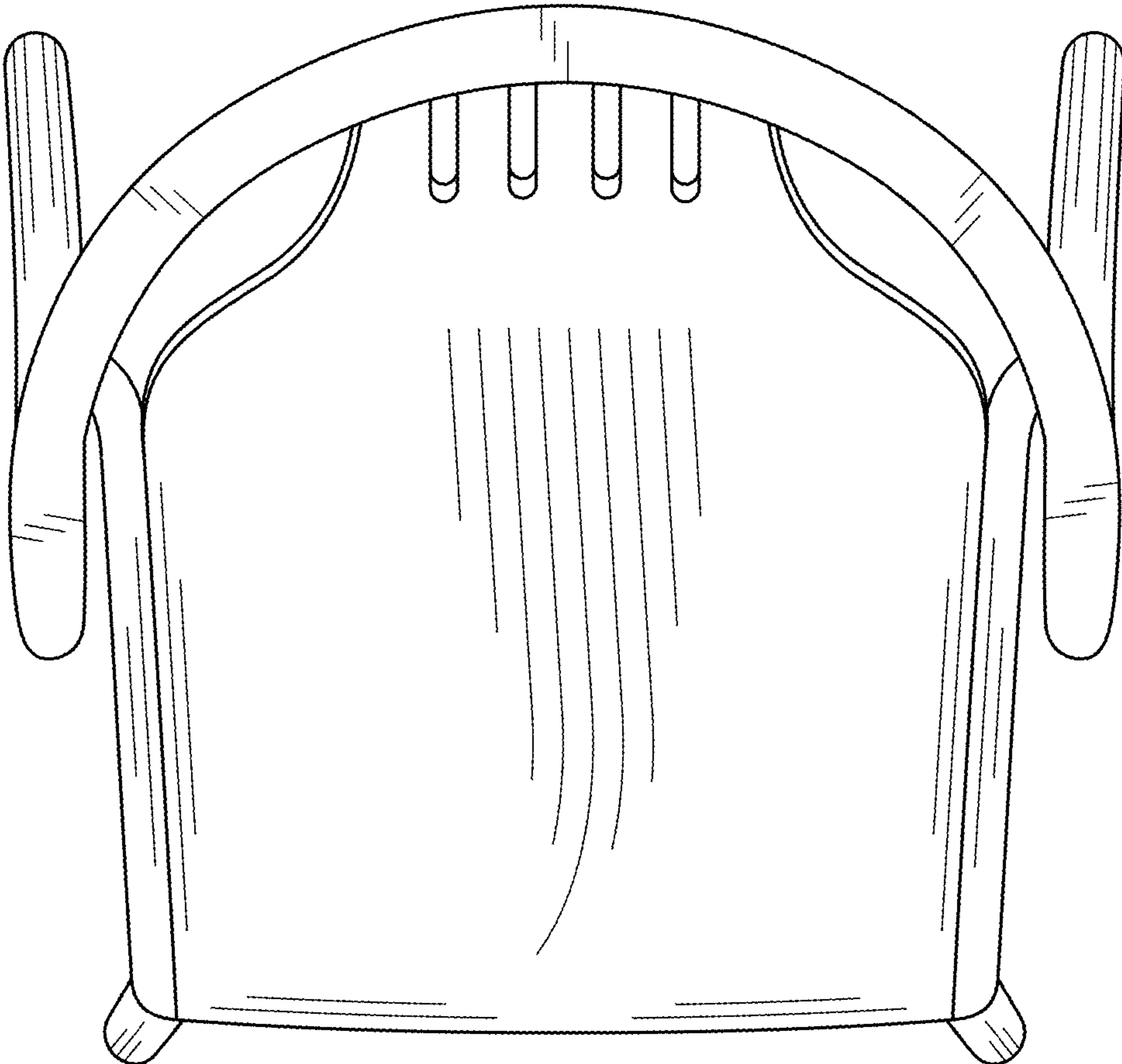


FIG. 4

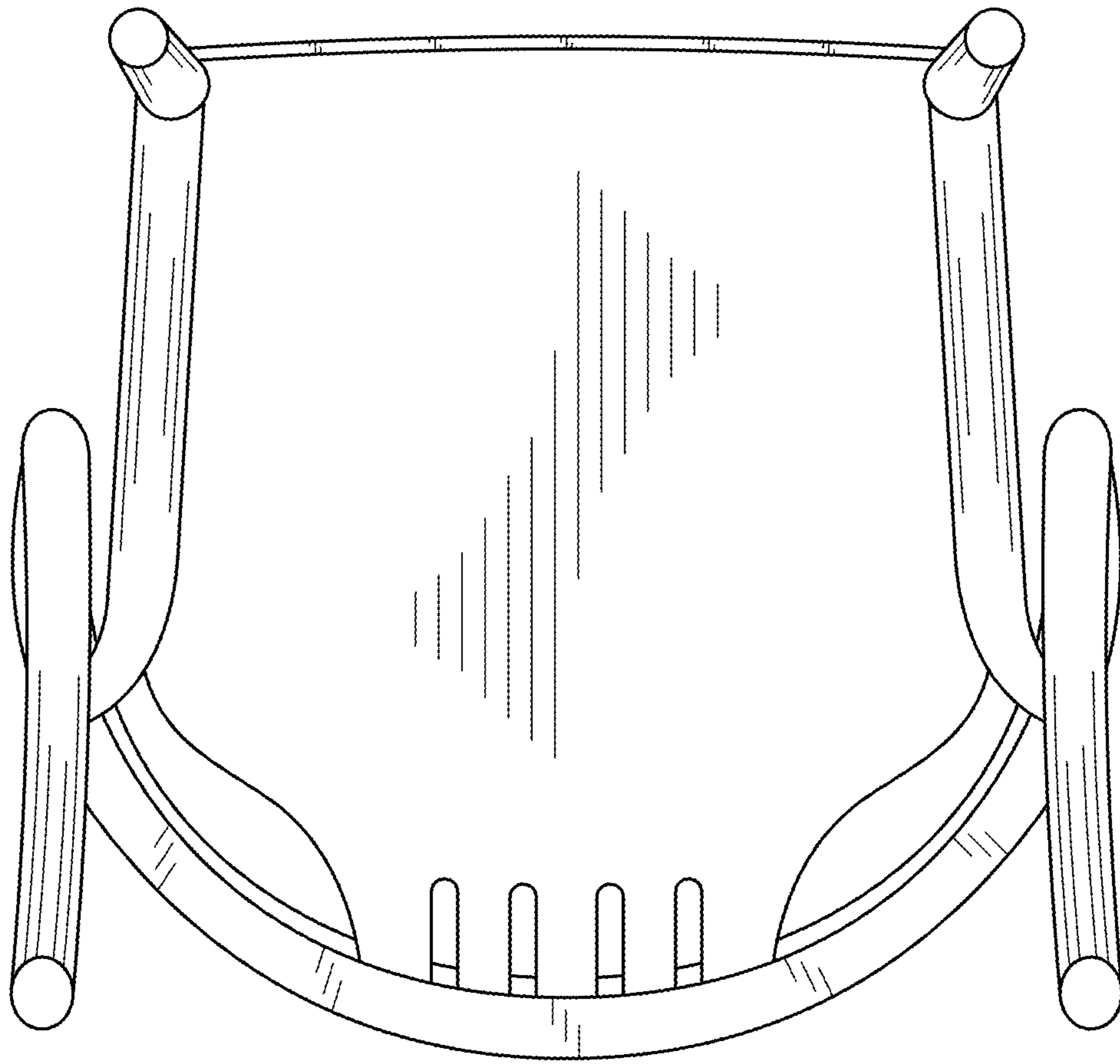


FIG. 5

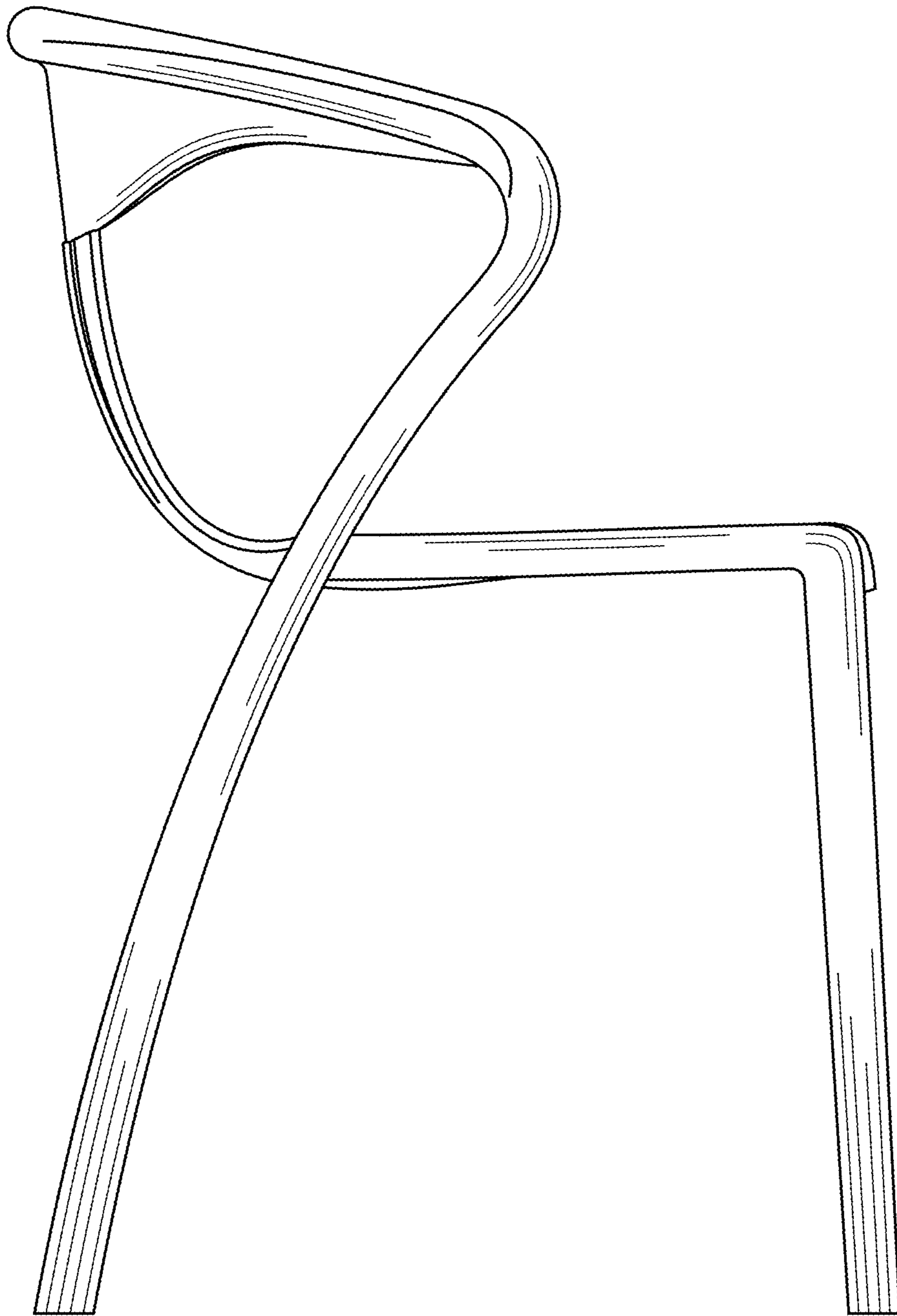


FIG. 6