



US00D796847S

(12) **United States Design Patent**  
**Xi et al.**

(10) **Patent No.:** **US D796,847 S**

(45) **Date of Patent:** **\*\* Sep. 12, 2017**

(54) **ORAL CARE IMPLEMENT**

(71) Applicant: **Colgate-Palmolive Company**, New York, NY (US)

(72) Inventors: **Wen Jin Xi**, Shanghai (CN); **Ting Yan**, Yangzhou (CN)

(73) Assignee: **COLGATE-PALMOLIVE COMPANY**, New York, NY (US)

(\*\*) Term: **15 Years**

(21) Appl. No.: **29/576,833**

(22) Filed: **Sep. 7, 2016**

**Related U.S. Application Data**

(62) Division of application No. 29/521,607, filed on Mar. 25, 2015, now Pat. No. Des. 768,996.

(51) **LOC (10) Cl.** ..... **04-02**

(52) **U.S. Cl.**  
USPC ..... **D4/104**

(58) **Field of Classification Search**

USPC ..... D4/104, 101, 105, 106, 108, 109, 110, D4/111, 112, 113; D8/107; D28/46, 48; D24/133, 146, 152; 15/22.1, 143.1; 401/270

CPC ..... A61C 17/00; A61C 17/222; A61C 17/224; A61C 17/225; A61C 17/349; A61C 17/20; A61C 17/22; A61C 17/24; A61C 17/26; A61C 17/32; A61C 17/34

See application file for complete search history.

(56) **References Cited**

**U.S. PATENT DOCUMENTS**

D413,728 S \* 9/1999 Waguespack ..... D4/104  
D438,012 S \* 2/2001 Cheong ..... D4/104  
D582,682 S \* 12/2008 Kling ..... D4/104

D674,609 S \* 1/2013 Li ..... D4/104  
D689,287 S \* 9/2013 Winkler ..... D4/104  
8,549,691 B2 \* 10/2013 Moskovich ..... A46B 5/02  
15/143.1  
D715,559 S \* 10/2014 Xi ..... D4/104  
9,027,193 B2 \* 5/2015 Xi ..... A46B 3/00  
15/167.1  
9,167,890 B2 \* 10/2015 Hohlbein ..... A46B 15/0087  
D754,443 S \* 4/2016 Xi ..... D4/104  
D762,987 S \* 8/2016 Kim ..... D4/104  
D768,996 S \* 10/2016 Xi ..... D4/104

**FOREIGN PATENT DOCUMENTS**

CN 301024315 9/2009  
CN 302208252 S 12/2012  
CN 302443083 S 5/2013

(Continued)

*Primary Examiner* — Susan Bennett Hattan

*Assistant Examiner* — Rebecca Tsehaye

(57) **CLAIM**

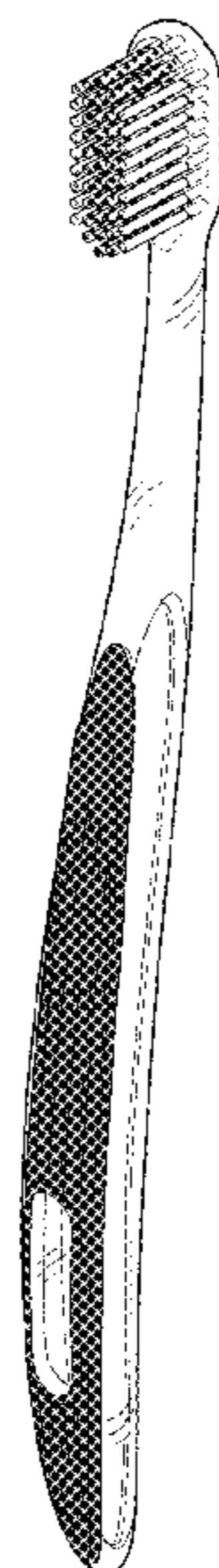
The ornamental design for an oral care implement, as shown and described.

**DESCRIPTION**

FIG. 1 is a front right perspective view of an oral care implement according to the new design;  
FIG. 2 is a rear left perspective view thereof;  
FIG. 3 is a front view thereof;  
FIG. 4 is a rear view thereof;  
FIG. 5 is a right side view thereof;  
FIG. 6 is a left side view thereof;  
FIG. 7 is a top view thereof; and,  
FIG. 8 is a bottom view thereof.

Different surface shading shown in the drawings are used to show a contrast in appearance between different portions of the oral care implement. Oblique line shading shown in the drawings is used to show transparent surfaces.

**1 Claim, 4 Drawing Sheets**



(56)

**References Cited**

FOREIGN PATENT DOCUMENTS

CN	302538318 S	8/2013
CN	302573311 S	9/2013
CN	302727952 S	2/2014
EM	000061387-0002	8/2003

\* cited by examiner

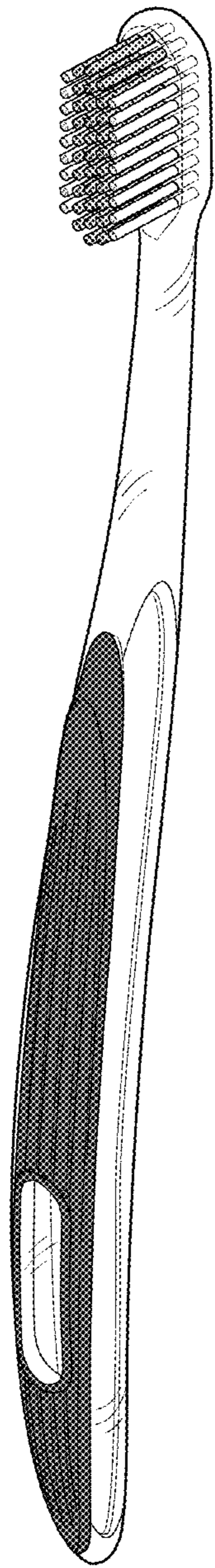


FIG. 1

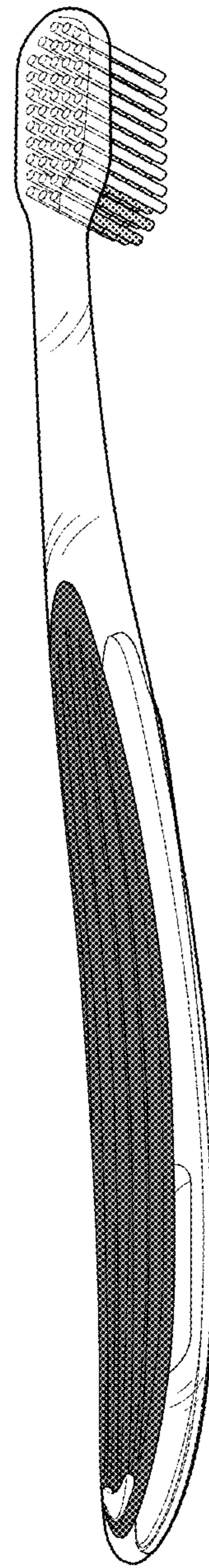


FIG. 2




FIG. 3




FIG. 4

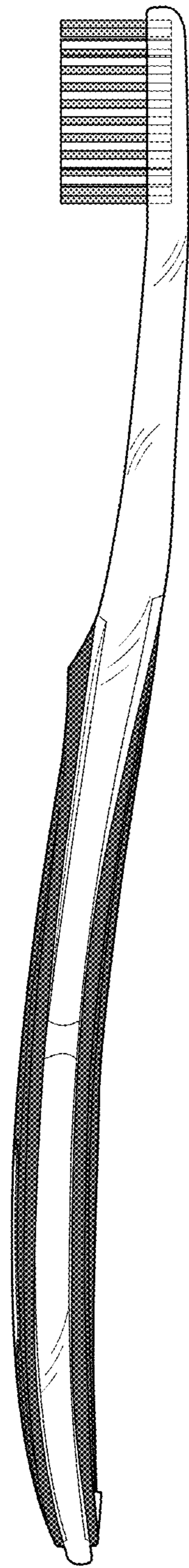


FIG. 5

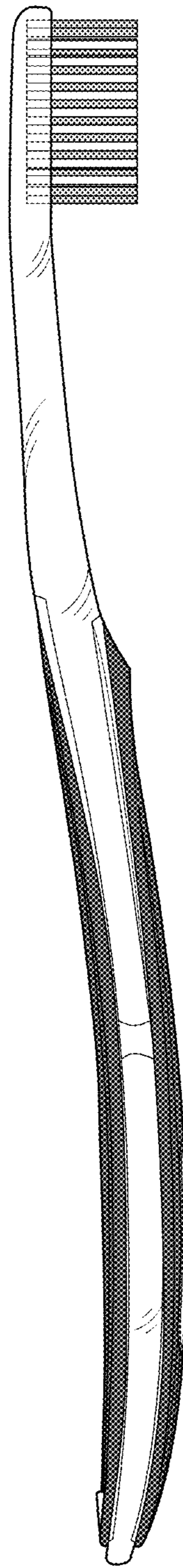


FIG. 6

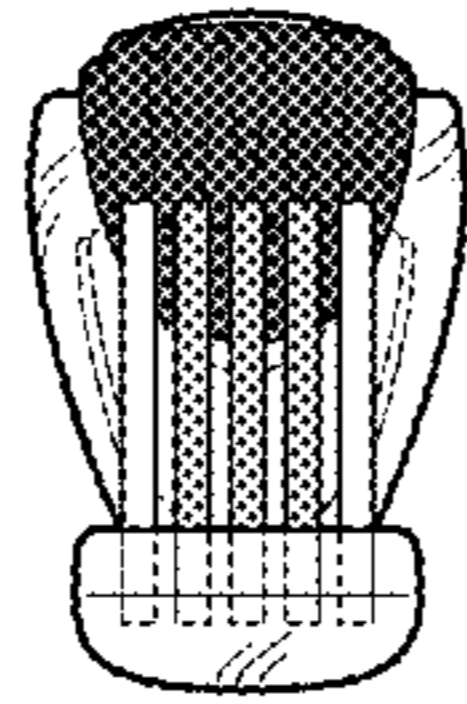


FIG. 7

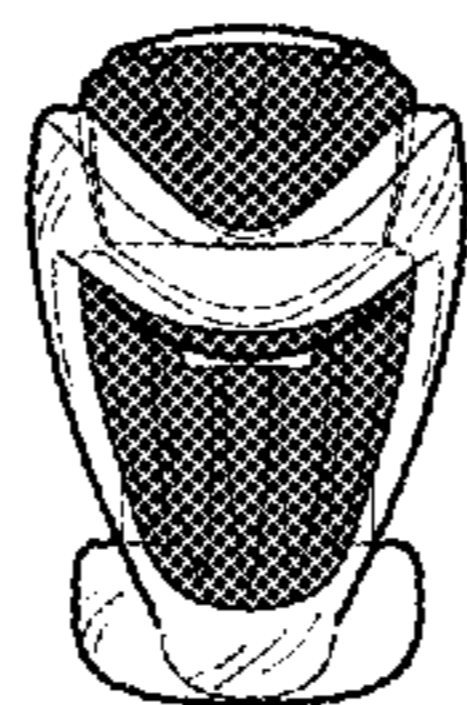


FIG. 8