



US00D796838S

(12) **United States Design Patent** (10) **Patent No.:** **US D796,838 S**  
**Sijmons et al.** (45) **Date of Patent:** **\*\* Sep. 12, 2017**

(54) **LUGGAGE**

(71) Applicant: **Samsonite IP Holdings S.a r.l.**,  
Luxembourg (LU)

(72) Inventors: **Erik Sijmons**, Oudenaarde (BE);  
**Adrien Lefebvre**, Marcq en Baroeul (FR)

(73) Assignee: **Samsonite IP Holdings S.a r.l.**,  
Luxembourg (LU)

(\*\*) Term: **15 Years**

(21) Appl. No.: **29/588,760**

(22) Filed: **Dec. 22, 2016**

(30) **Foreign Application Priority Data**

Jul. 1, 2016 (EM) ..... 003261668-0001

(51) **LOC (10) Cl.** ..... **03-01**

(52) **U.S. Cl.**  
USPC ..... **D3/279**

(58) **Field of Classification Search**  
 USPC ..... D3/273, 276, 279, 281, 282, 289, 291,  
D3/902, 272  
 CPC ..... A45C 5/00; A45C 5/03; A45C 2005/037;  
A45C 5/14; A45C 7/0027; A45C 7/0018;  
A45C 2005/032; A45C 2005/035; A45C  
5/04

See application file for complete search history.

(56) **References Cited**

**U.S. PATENT DOCUMENTS**

D629,200 S \* 12/2010 Turella-Yuan ..... D3/279  
 D659,395 S \* 5/2012 Sijmons ..... D3/279

D710,610 S \* 8/2014 Sijmons ..... D3/279  
 D711,104 S \* 8/2014 Lai ..... D3/279  
 D722,771 S \* 2/2015 Wu ..... D3/279  
 D740,557 S \* 10/2015 Liao ..... D3/279  
 D740,558 S \* 10/2015 Liao ..... D3/279  
 D758,076 S \* 6/2016 Boer ..... D3/274  
 D771,382 S \* 11/2016 Maeda ..... D3/279  
 D783,282 S \* 4/2017 Sijmons ..... D3/279  
 2014/0041978 A1 \* 2/2014 Chang ..... A45C 7/0018  
190/18 A  
 2017/0079398 A1 \* 3/2017 Reh ..... A45C 13/42

\* cited by examiner

*Primary Examiner* — Jennifer Rivard

*Assistant Examiner* — April Rivas

(74) *Attorney, Agent, or Firm* — Dorsey & Whitney LLP

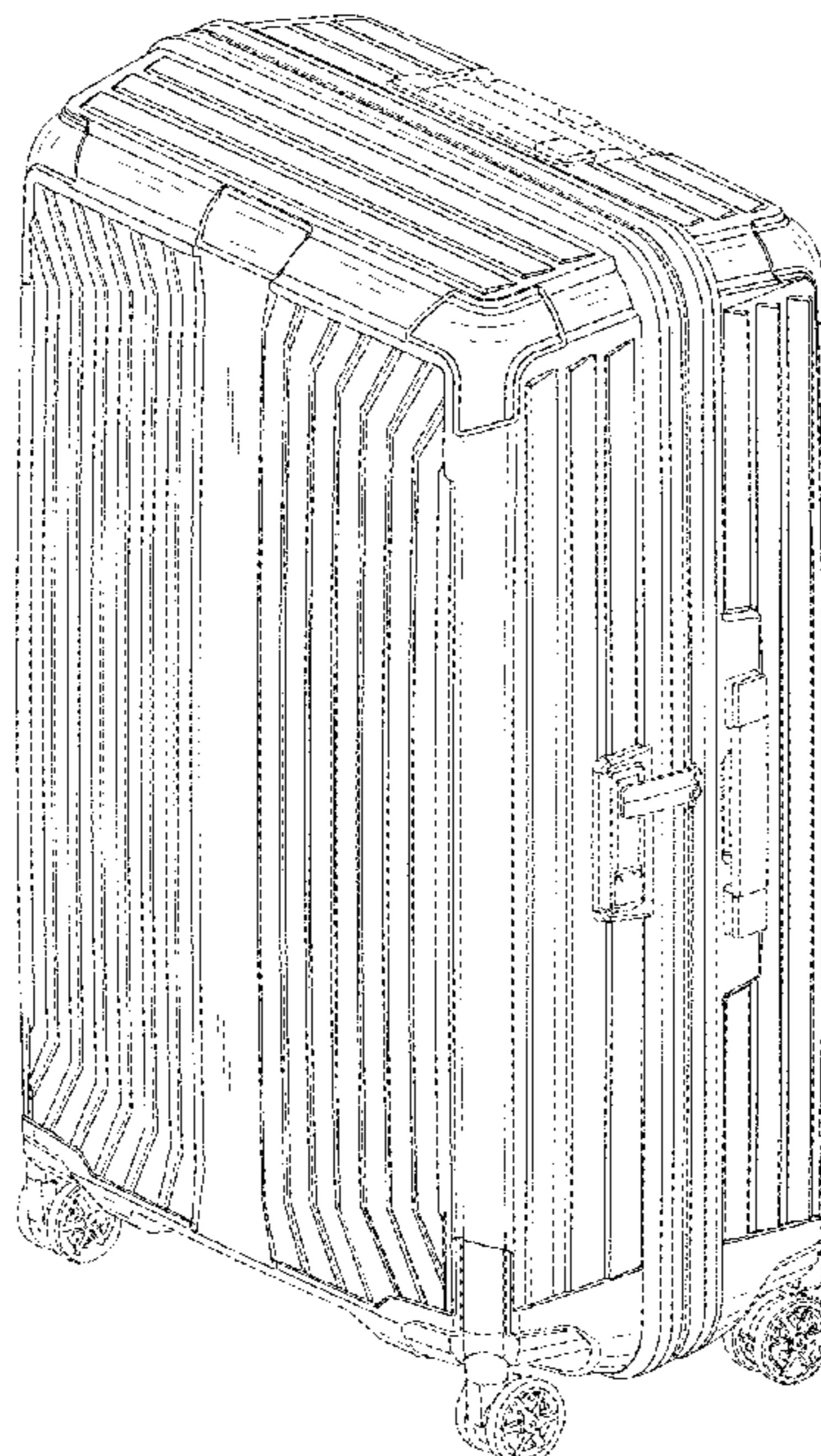
(57) **CLAIM**

The ornamental design for a luggage, as shown and described.

**DESCRIPTION**

FIG. 1 shows a front perspective view of the luggage;  
 FIG. 2 shows a front elevation view of the luggage of FIG. 1;  
 FIG. 3 shows a rear elevation view of the luggage of FIG. 1;  
 FIG. 4 shows a right elevation view of the luggage of FIG. 1;  
 FIG. 5 shows a left elevation view of the luggage of FIG. 1;  
 FIG. 6 shows a top view of the luggage of FIG. 1; and,  
 FIG. 7 shows a bottom view of the luggage of FIG. 1.  
 The broken lines in FIGS. 1-7 illustrate portions of the luggage and form no part of the claimed design.

**1 Claim, 7 Drawing Sheets**



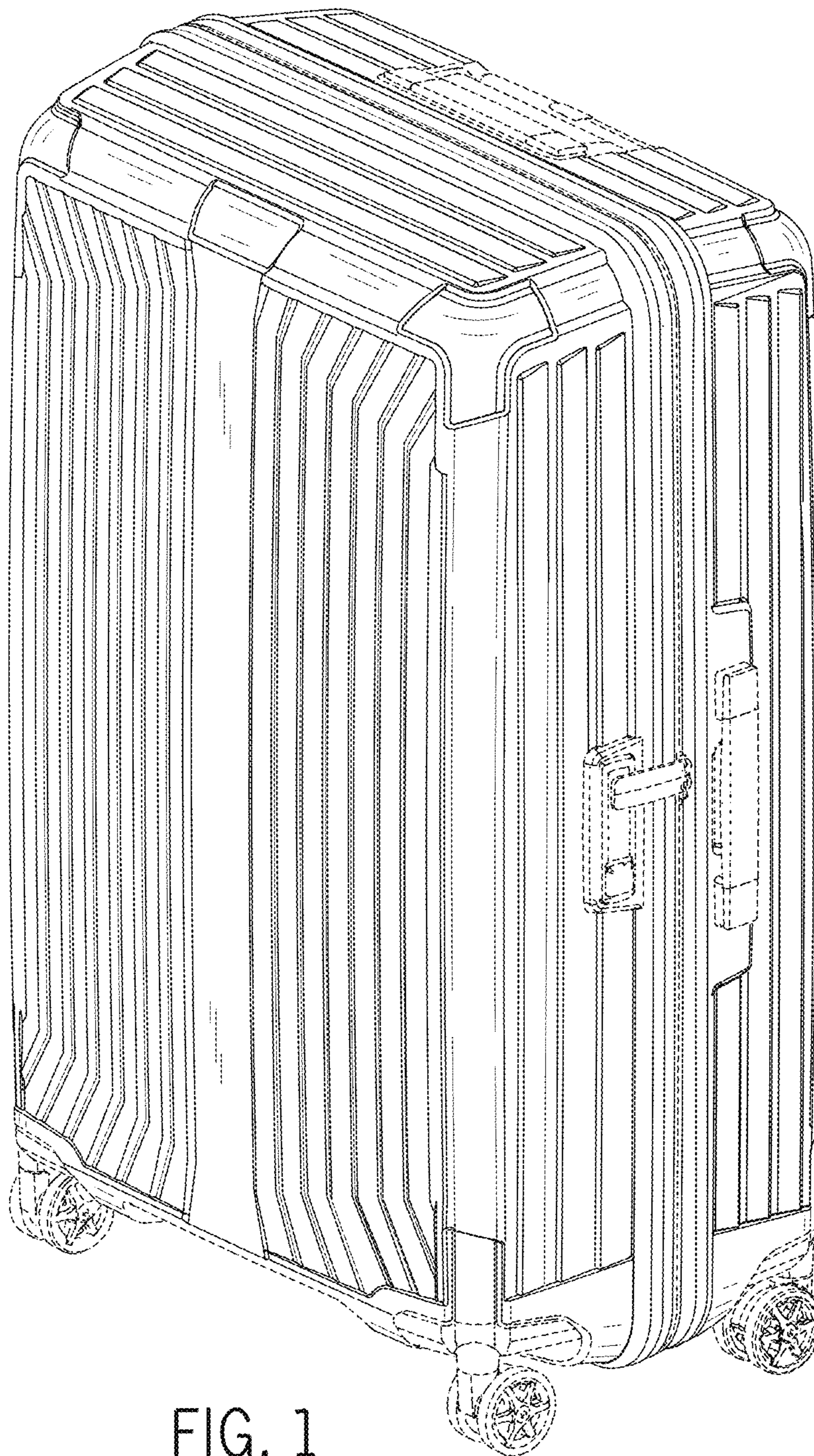


FIG. 1

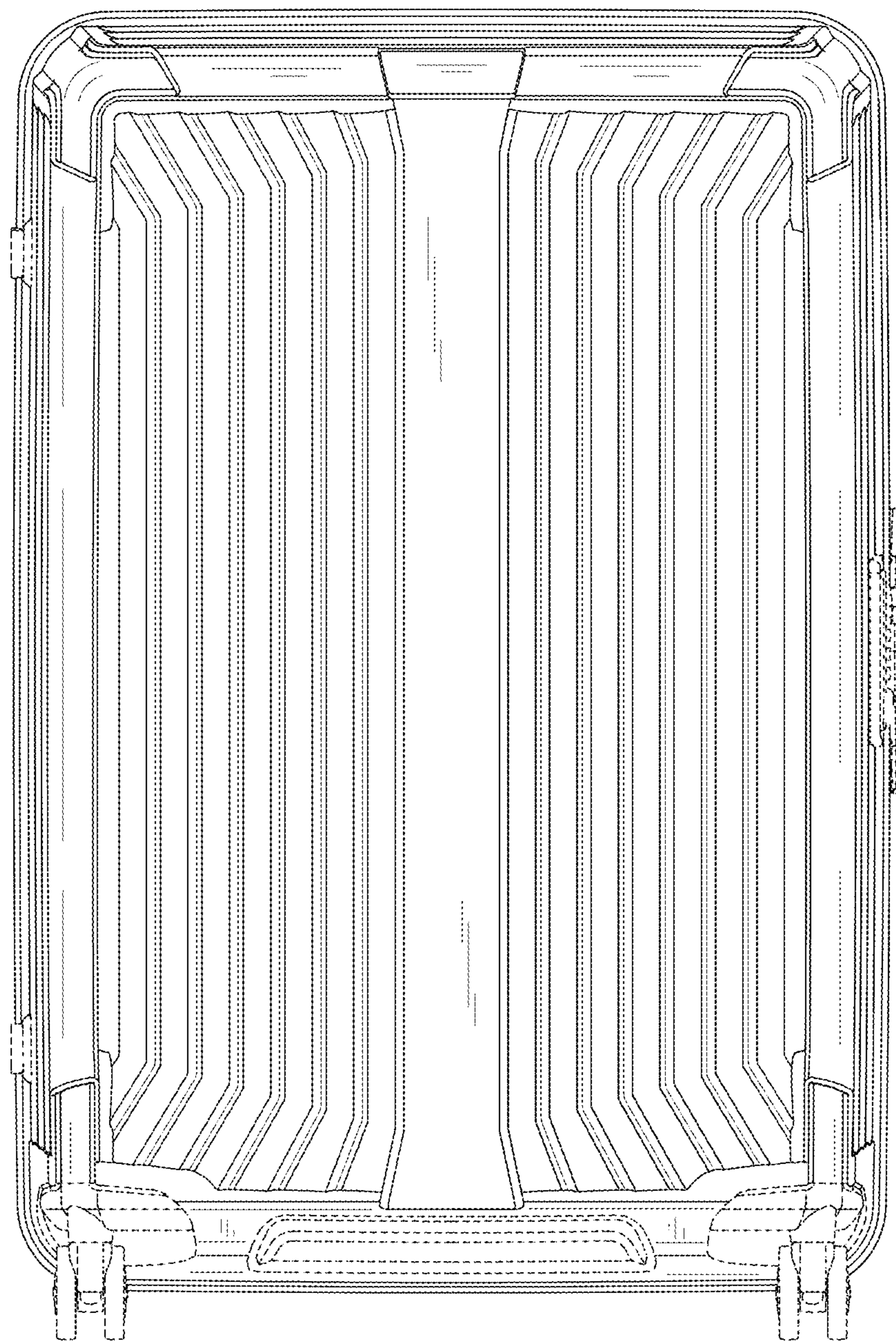


FIG. 2

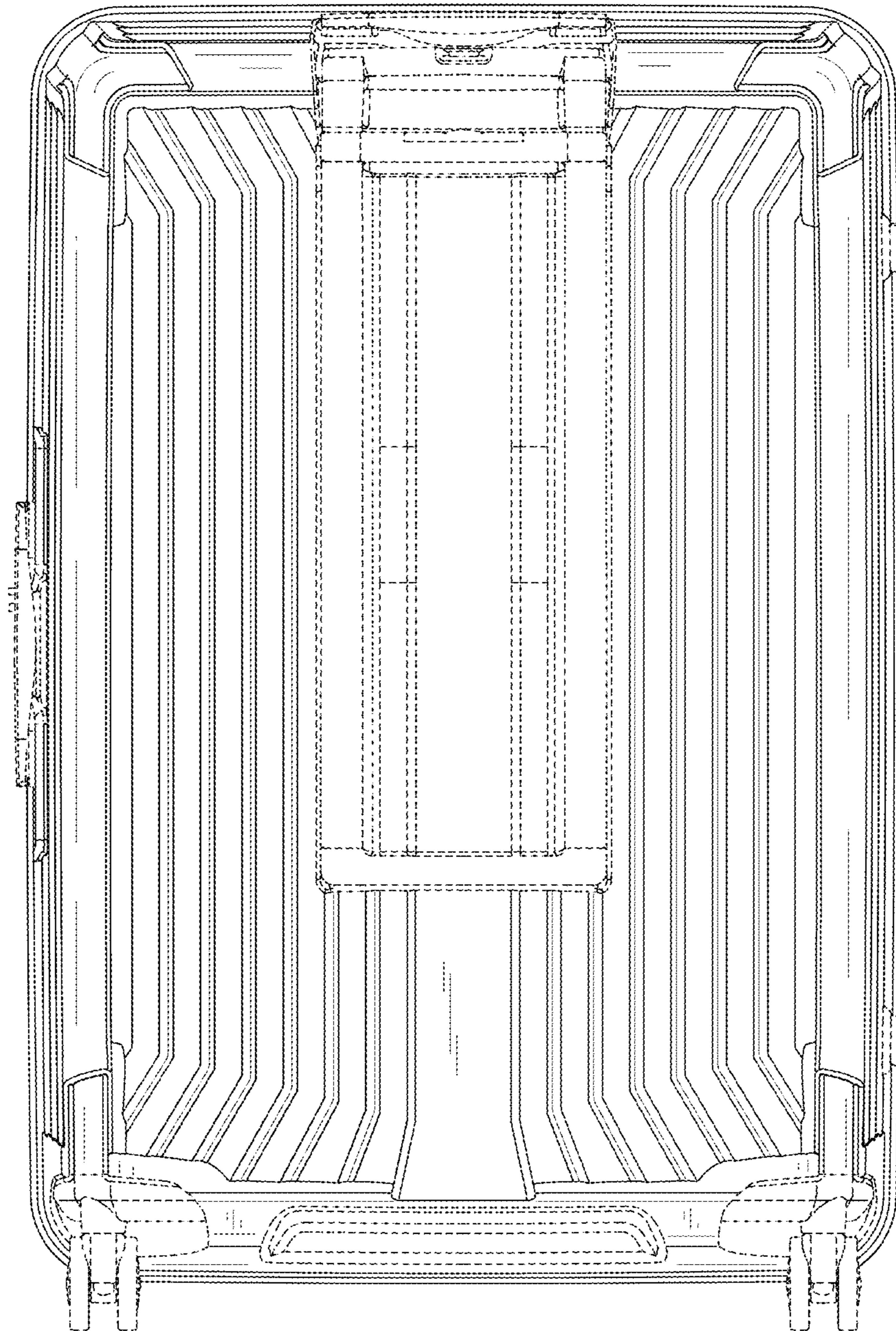


FIG. 3

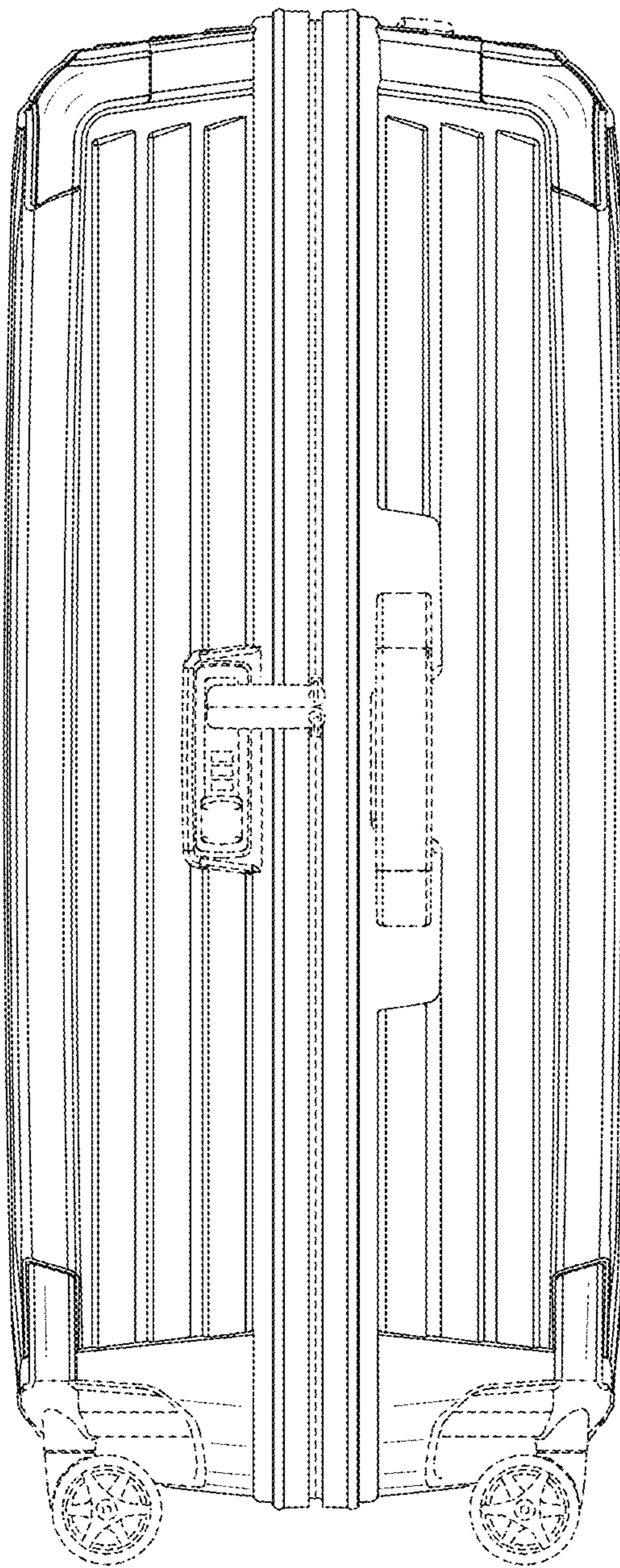


FIG. 4




FIG. 5

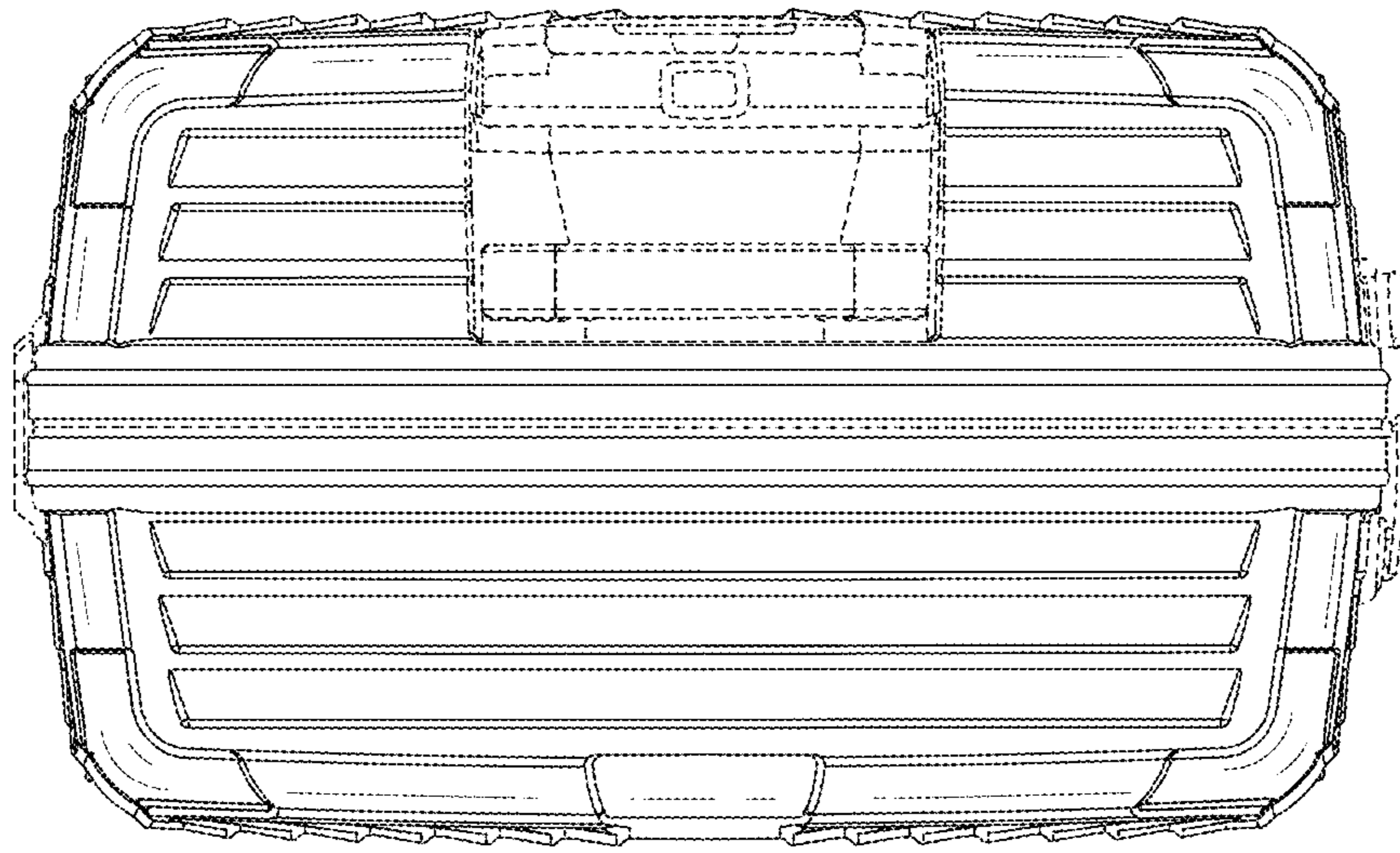


FIG. 6

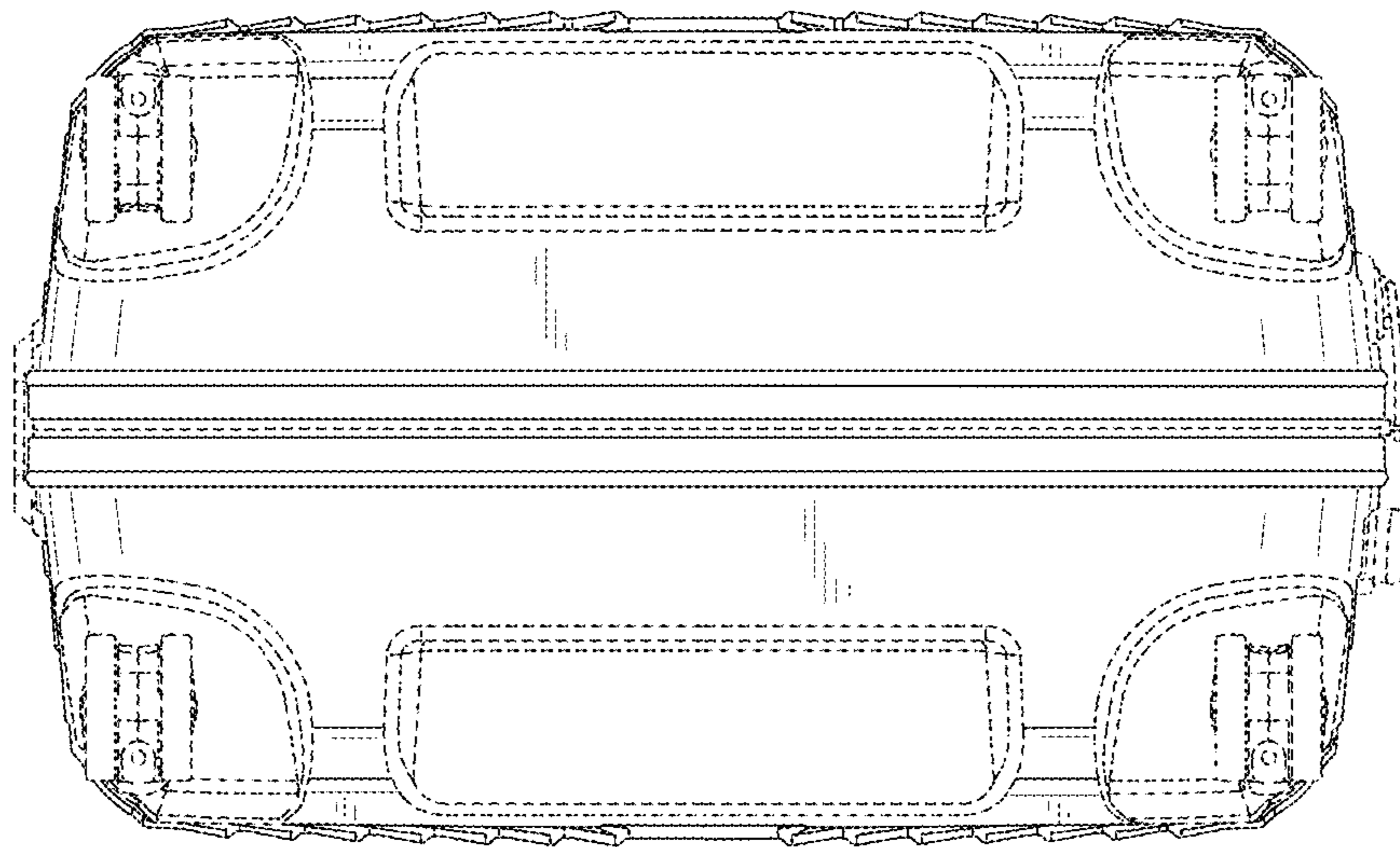


FIG. 7