

US00D796835S

(12) **United States Design Patent**
Mericle et al.

(10) **Patent No.:** **US D796,835 S**
(45) **Date of Patent:** **** Sep. 12, 2017**

- (54) **LANYARD**
- (71) Applicants: **Hannah Mericle**, Sanford, FL (US);
Brian Darling, Sanford, FL (US)
- (72) Inventors: **Hannah Mericle**, Sanford, FL (US);
Brian Darling, Sanford, FL (US)
- (**) Term: **15 Years**
- (21) Appl. No.: **29/548,111**
- (22) Filed: **Dec. 10, 2015**
- (51) **LOC (10) Cl.** **03-01**
- (52) **U.S. Cl.**
USPC **D3/215**
- (58) **Field of Classification Search**
USPC D3/215, 224, 226, 228, 207-212; D11/7,
D11/11, 26; 224/219, 222, 267, 269,
224/220, 615, 626, 901.4, 901.8;
294/137, 149-150, 165; 2/422, 69, 244;
40/1.5; 43/25; 24/13
CPC A45F 5/00; A45F 5/02; A45F 2003/002;
A45F 2005/006; A01K 97/00; A01K
27/001; A01K 27/002; A01K 27/003;
A41D 27/08; A41B 3/00; A44B 17/0052;
A44B 17/0094; A44D 2201/50; Y10T
24/392; Y10T 24/1374; Y10T 24/3489
See application file for complete search history.

- 5,564,166 A * 10/1996 Roy A45F 5/02
24/13
- D377,862 S * 2/1997 Moore 224/220
- 5,815,977 A * 10/1998 Hill, Jr. A01K 97/00
43/25
- D418,774 S * 1/2000 Kalbach D11/26
- D655,080 S * 3/2012 Burrows D3/215
- D724,987 S * 3/2015 Aragon D11/11
- D756,107 S * 5/2016 Votel D3/228
- D768,979 S * 10/2016 Waters D3/207
- D781,570 S * 3/2017 Andersen D3/215
- 2009/0229030 A1 9/2009 Devisch et al.

* cited by examiner

Primary Examiner — Catherine R Oliver-Garcia
(74) *Attorney, Agent, or Firm* — Jason T. Daniel, Esq.;
Daniel Law Offices, P.A.

(56) **References Cited**

U.S. PATENT DOCUMENTS

- 3,038,165 A * 6/1962 Gross A41B 3/00
2/69
- 5,082,156 A * 1/1992 Braun A45F 5/00
224/220

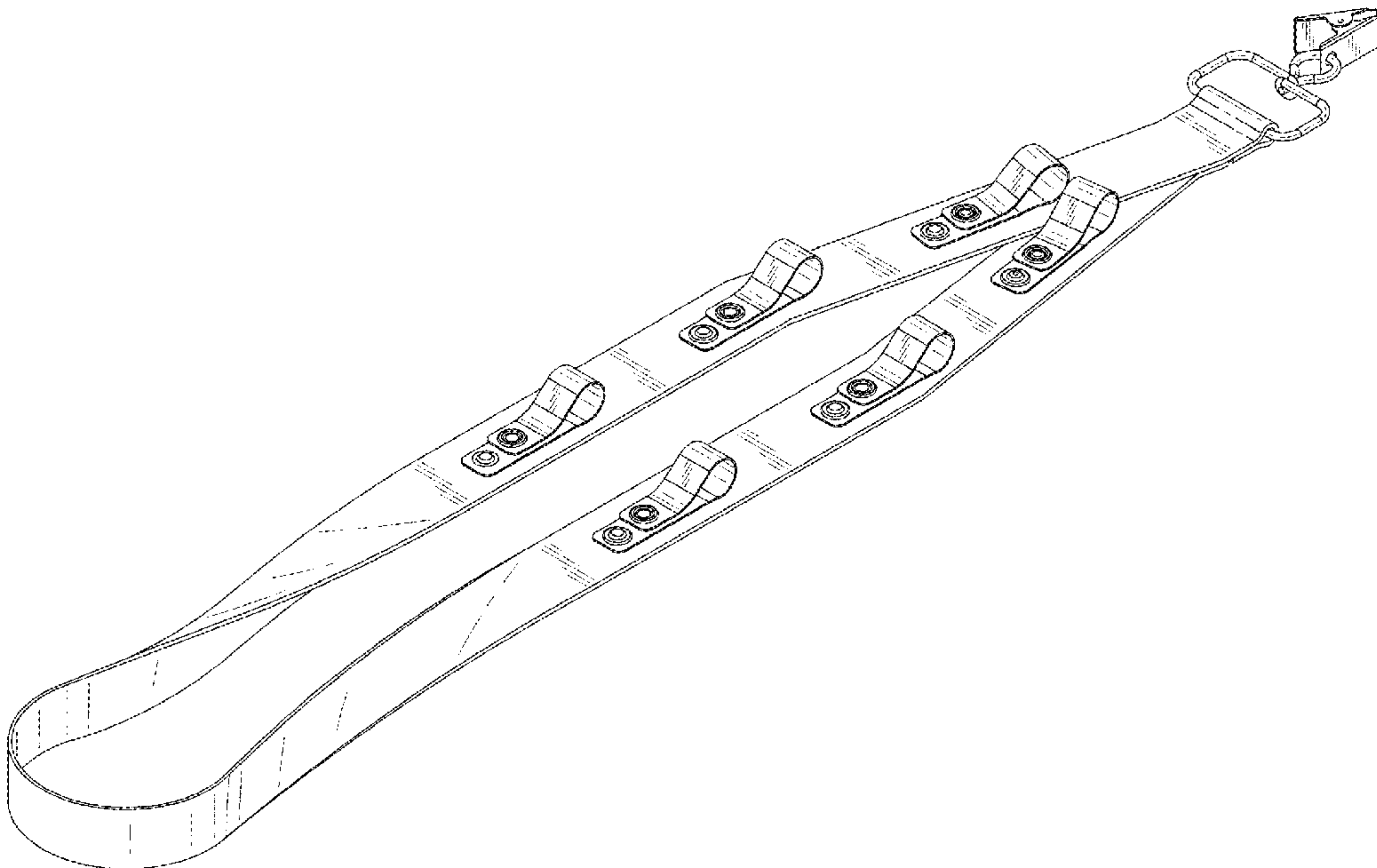
(57) **CLAIM**

The ornamental design for a lanyard, as shown and described.

DESCRIPTION

FIG. 1 is a perspective view of a lanyard showing our new design;
FIG. 2 is a right side view thereof,
FIG. 3 is a left side view thereof,
FIG. 4 is a top plan view thereof,
FIG. 5 is a bottom plan view thereof,
FIG. 6 is a top end view thereof; and,
FIG. 7 is a bottom end view thereof.

1 Claim, 3 Drawing Sheets



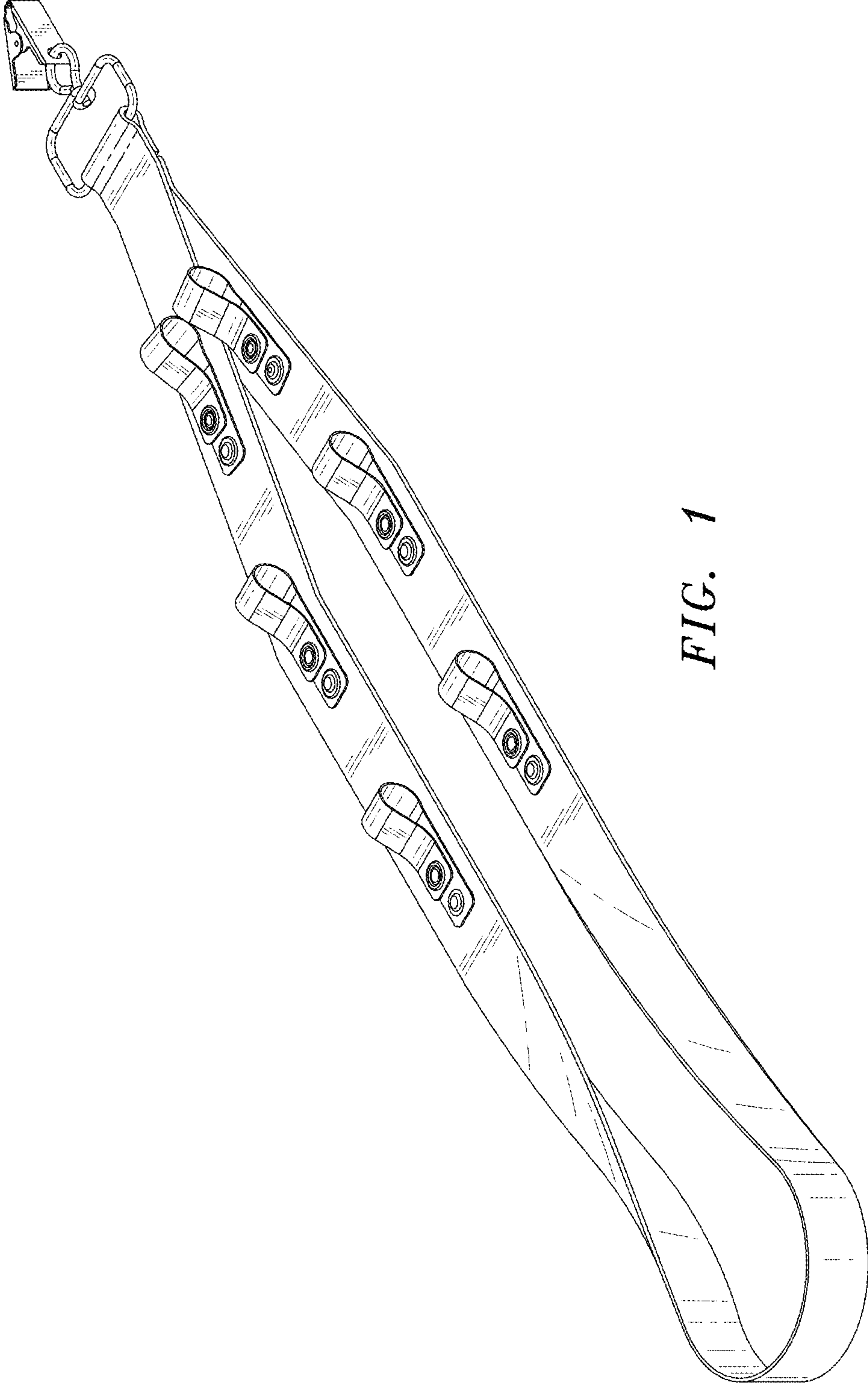


FIG. 1

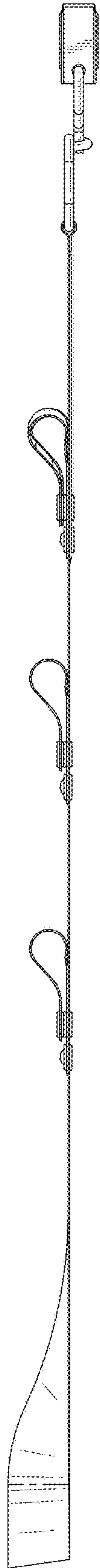


FIG. 2

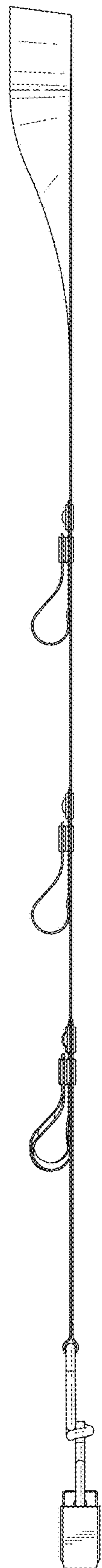


FIG. 3

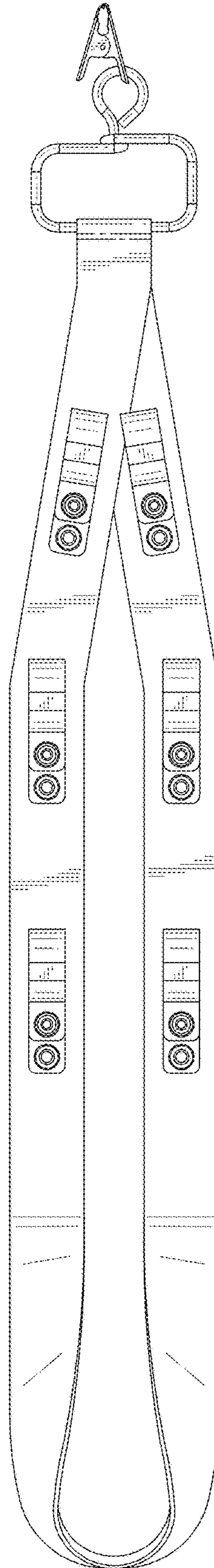


FIG. 4

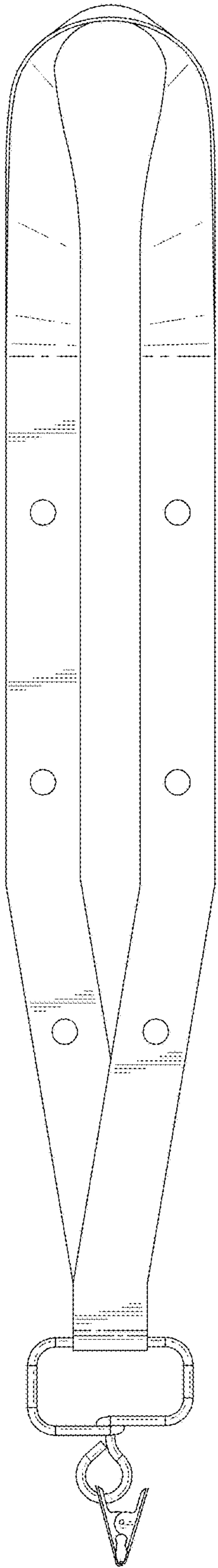


FIG. 5

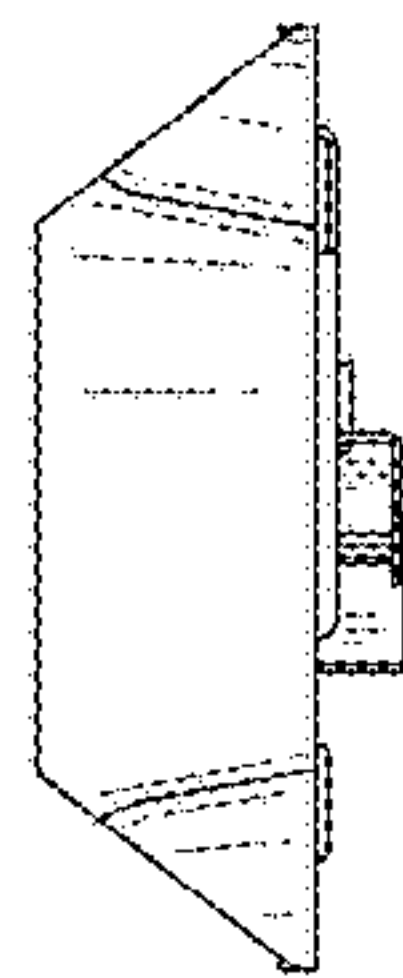


FIG. 6

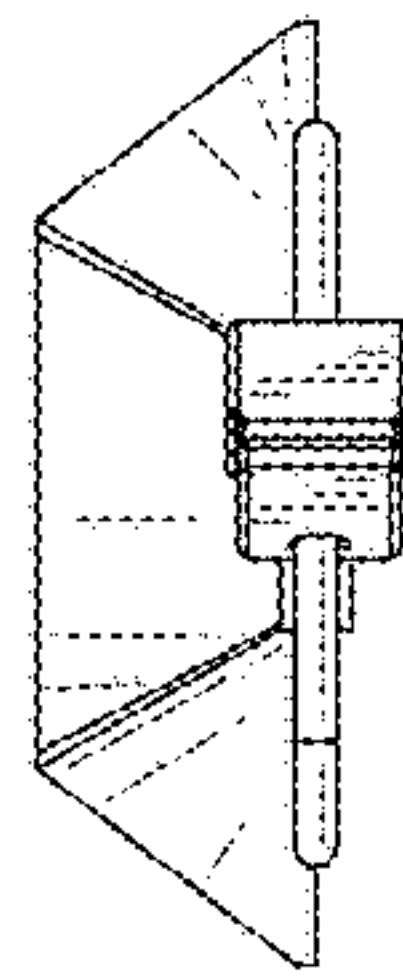


FIG. 7