



US00D796833S

(12) **United States Design Patent** (10) **Patent No.:** **US D796,833 S**
Jia (45) **Date of Patent:** **** Sep. 12, 2017**

- (54) **UMBRELLA STAND**
- (71) Applicant: **ZHEJIANG TIANHE RAIN GEAR DESIGN CO., LTD**, Shangyu, Zhejiang (CN)
- (72) Inventor: **Yong Jia**, Shangyu (CN)
- (73) Assignee: **ZHEJIANG TIANHE RAIN GEAR DESIGN CO., LTD**, Shangyu, Zhejiang (CN)
- (**) Term: **15 Years**
- (21) Appl. No.: **29/533,519**
- (22) Filed: **Jul. 17, 2015**
- (51) **LOC (10) Cl.** **03-03**
- (52) **U.S. Cl.**
USPC **D3/10**
- (58) **Field of Classification Search**
USPC D3/5, 6, 10, 13, 14, 16, 17
CPC A01K 97/10; A45B 25/02; A45B 3/00;
A45B 13/00; A45B 25/22; A45B 25/06;
A45B 19/04; A45B 25/12
See application file for complete search history.

(56) **References Cited**

U.S. PATENT DOCUMENTS

D27,777 S *	10/1897	Sparry et al.	D3/10
D33,847 S *	1/1901	Gaskill et al.	D3/10
D231,955 S *	6/1974	Weber et al.	D3/10
D279,834 S *	7/1985	Falzett	D3/10
D314,663 S *	2/1991	Seidel	D3/10
D320,111 S *	9/1991	Ma	135/28
D321,779 S *	11/1991	Ma	D3/10
D364,286 S *	11/1995	Loadholtz	D3/10
D386,323 S *	11/1997	Davis	D3/10
D389,334 S *	1/1998	Attridge	D3/10
D396,185 S *	7/1998	Fraser	D3/10
D411,655 S *	6/1999	Tung	D3/10

D412,056 S *	7/1999	Wang	D3/10
D416,401 S *	11/1999	Taylor	D3/10
D427,461 S *	7/2000	Burns	D6/709.21
D454,682 S *	3/2002	D'Andrea	D3/10
D457,300 S *	5/2002	Kesinger	D3/10
D464,190 S *	10/2002	Salahub	D3/10
D465,915 S *	11/2002	Earnshaw	D3/10
D574,143 S *	8/2008	Smith	D3/10
D574,144 S *	8/2008	Ortiz-Gavin	D3/10
D584,041 S *	1/2009	Varga	D3/10
D599,104 S *	9/2009	Birsen	D3/10
D621,149 S *	8/2010	Brady	D3/10
D623,395 S *	9/2010	Liao	D3/10
D626,324 S *	11/2010	Ma	D3/10
D630,834 S *	1/2011	Cohen	D3/10
D634,114 S *	3/2011	Liao	D3/10
D668,446 S *	10/2012	Patzak	D3/10
D719,343 S *	12/2014	Ma	D3/10
D721,886 S *	2/2015	Elazar	D3/10
D723,262 S *	3/2015	Macmillan	D3/10
D727,010 S *	4/2015	Greto	D3/10
D732,816 S *	6/2015	Kazyaka	D3/10

(Continued)

Primary Examiner — John Windmuller

Assistant Examiner — Steven Czyz

(74) *Attorney, Agent, or Firm* — Tim Tingkang Xia, Esq.;
Locke Lord LLP

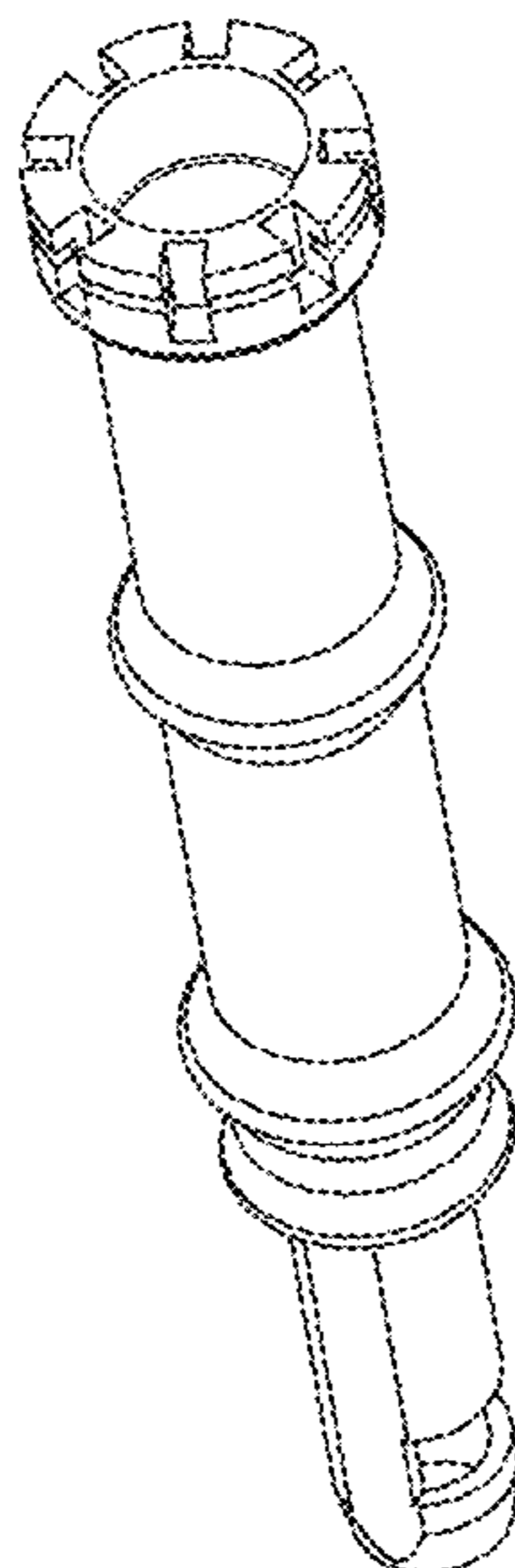
(57) **CLAIM**

The ornamental design for an umbrella stand, as shown and described.

DESCRIPTION

FIG. 1 is a perspective view of an umbrella stand;
FIG. 2 is a front elevation view thereof;
FIG. 3 is a rear elevation view thereof;
FIG. 4 is a left side elevation view thereof;
FIG. 5 is a right side elevation view thereof;
FIG. 6 is a top plan view thereof; and,
FIG. 7 is a bottom plan view thereof.

1 Claim, 7 Drawing Sheets



(56)

References Cited

U.S. PATENT DOCUMENTS

D757,421 S * 5/2016 Chaloux D3/10
D770,758 S * 11/2016 Chaloux D3/10

* cited by examiner

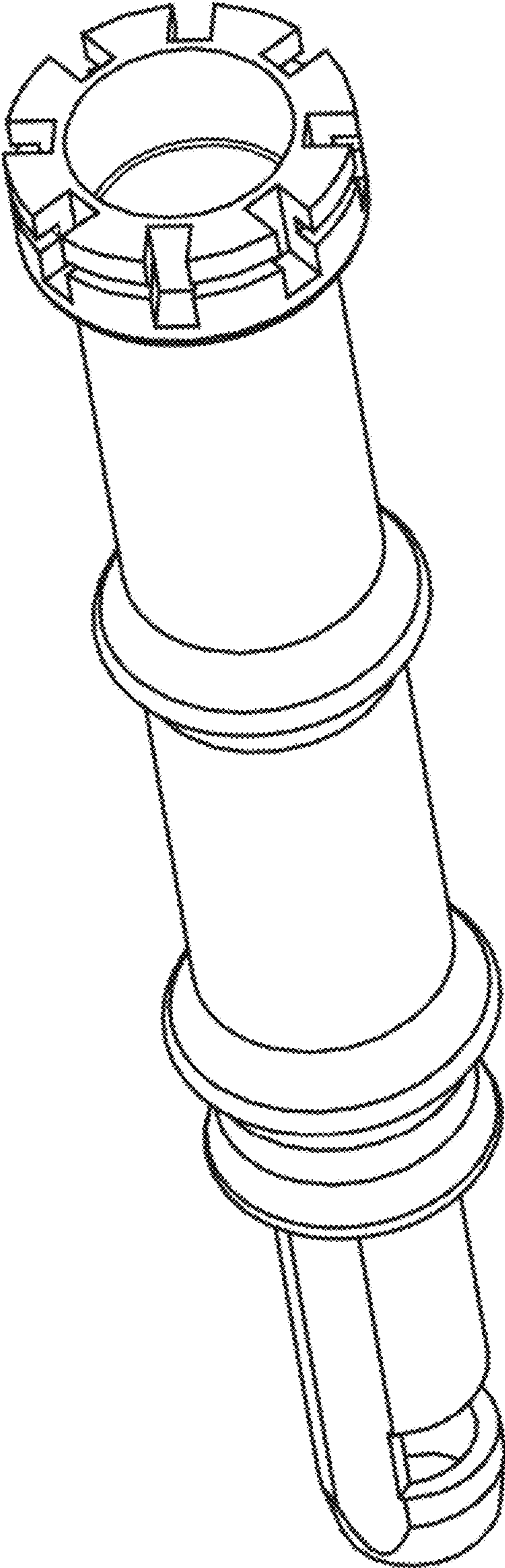


FIG. 1




FIG. 2




FIG. 3




FIG. 4




FIG. 5

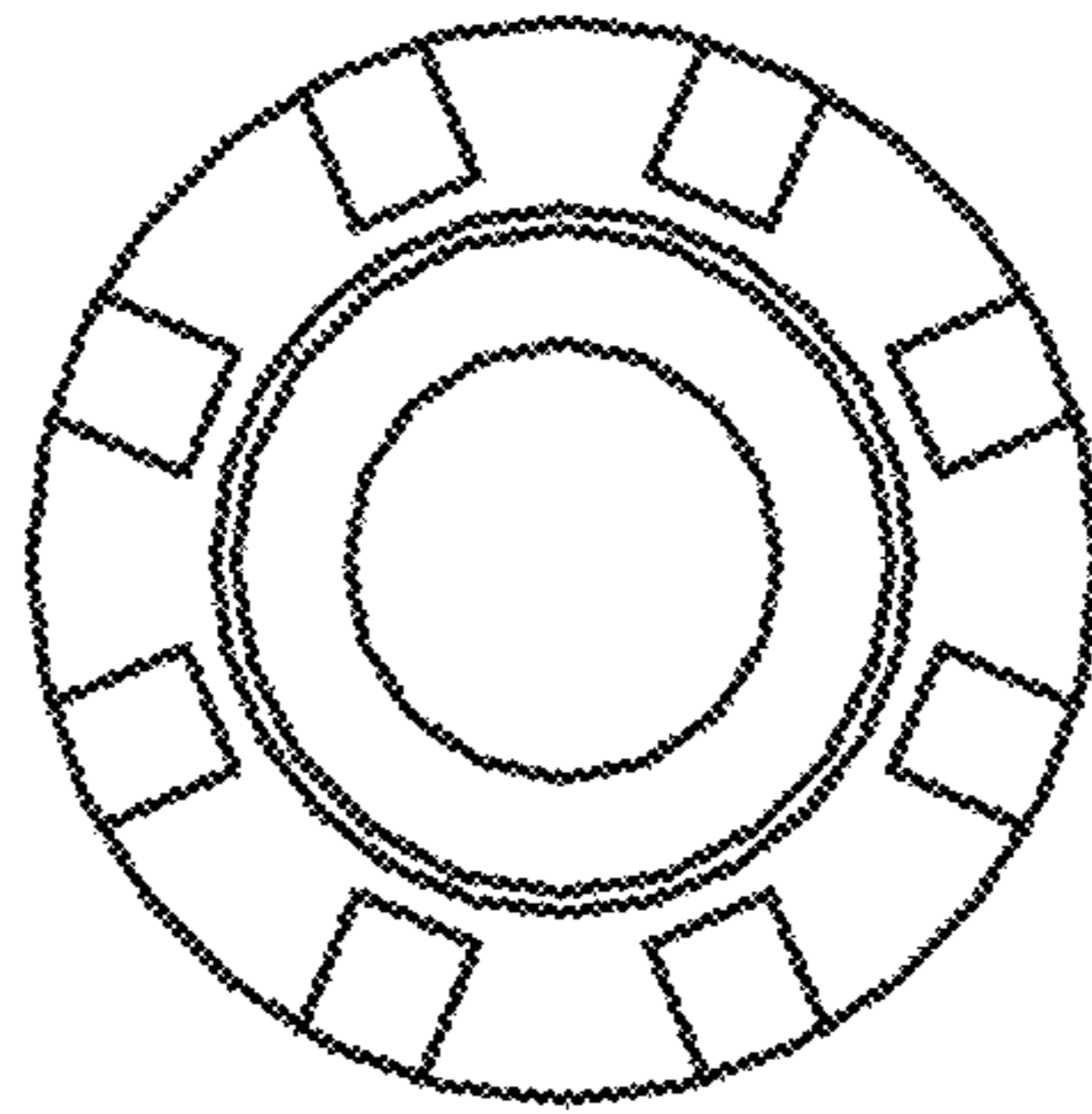


FIG. 6

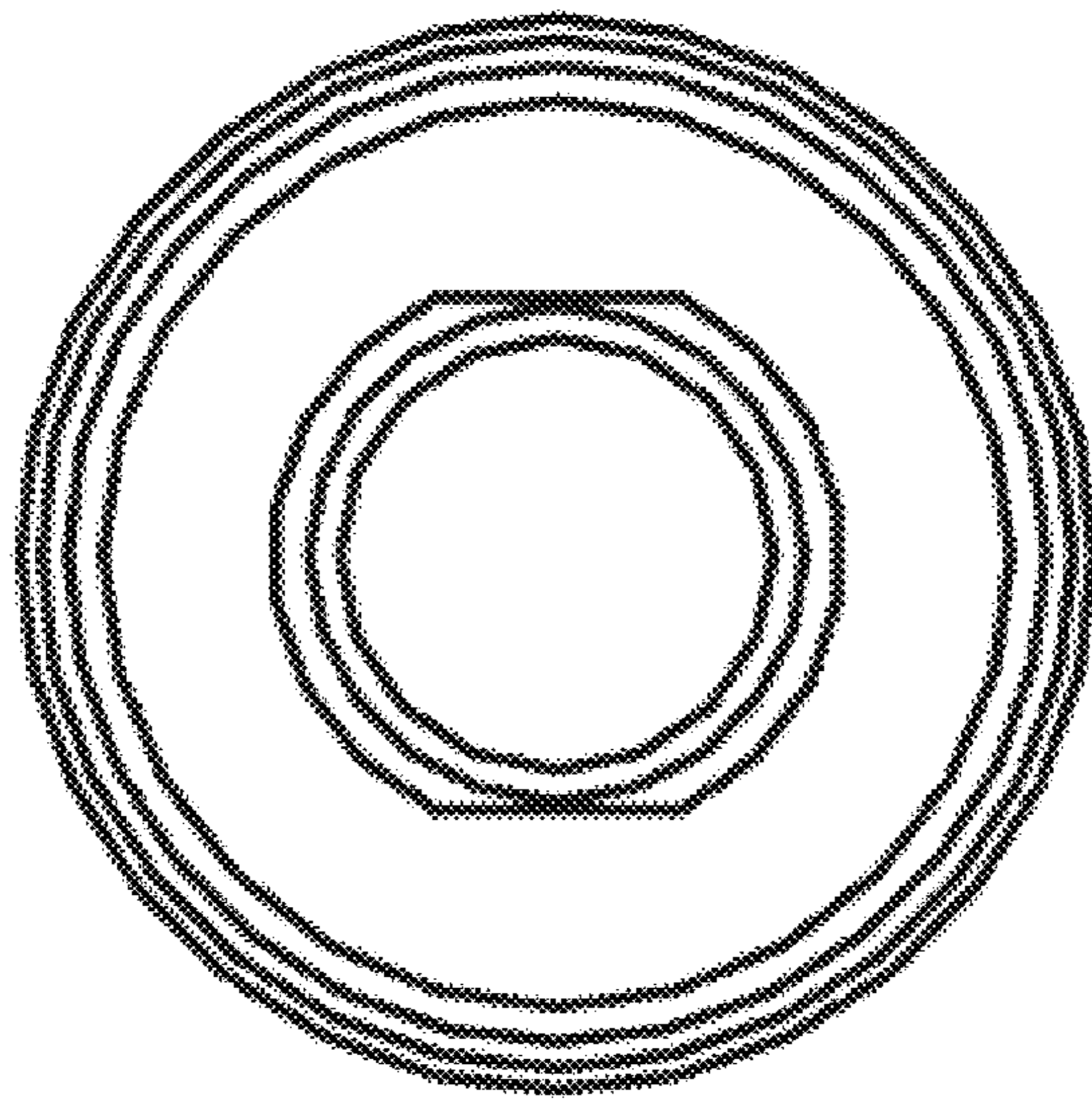


FIG. 7