



US00D796813S

(12) **United States Design Patent** (10) **Patent No.:** **US D796,813 S**  
**Link** (45) **Date of Patent:** **\*\* Sep. 12, 2017**

(54) **SHOE UPPER**  
(71) Applicant: **NIKE, Inc.**, Beaverton, OR (US)  
(72) Inventor: **Kenneth Link**, Portland, OR (US)  
(73) Assignee: **NIKE, Inc.**, Beaverton, OR (US)  
(\*\*) Term: **15 Years**  
(21) Appl. No.: **29/551,099**  
(22) Filed: **Jan. 11, 2016**  
(51) **LOC (10) Cl.** ..... **02-04**  
(52) **U.S. Cl.**  
USPC ..... **D2/972**  
(58) **Field of Classification Search**  
USPC ..... D2/902, 907, 909-912, 920, 943-946,  
D2/950, 969, 972-975, 977, 978; 36/3 B,  
36/22 R, 24.5, 25 R, 28, 32 R, 34 R,  
36/59 C, 67 A, 103  
CPC .... A43B 5/00; A43B 5/06; A43B 5/10; A43B  
5/14; A43B 23/24; A43B 23/25; A43B  
23/30; A43B 11/00; A43B 3/0078; A43B  
3/12; A43B 3/126; A43B 1/04  
See application file for complete search history.

D629,598 S \* 12/2010 Portzline ..... D2/972  
D649,761 S \* 12/2011 Chang ..... D2/972  
D649,768 S \* 12/2011 Petrie ..... D2/972  
D658,860 S \* 5/2012 Stryjak ..... D2/972  
D675,421 S \* 2/2013 Petrie ..... D2/972  
D677,876 S \* 3/2013 Minami ..... D2/972  
D707,026 S \* 6/2014 Michetti ..... D2/972  
D709,680 S \* 7/2014 Herath ..... D2/947  
D769,601 S \* 10/2016 Hardman ..... D2/972

**OTHER PUBLICATIONS**

Nike Lunar Trout 2 Embodies Power and Speed [online], [retrieved Nov. 30, 2016], Retrieved from Internet <URL: <http://news.nike.com/news/nike-lunar-trout-2-embodies-power-and-speed>>; 15 color sheets, Dated Sep. 11, 2015.  
Nike Lunar Trainer, [retrieved Nov. 30, 2016], 1 color sheet, Date unknown but at least as early as Jan. 11, 2016.

\* cited by examiner

*Primary Examiner* — Sandra Snapp  
*Assistant Examiner* — Katherine Glennon  
(74) *Attorney, Agent, or Firm* — Banner & Witcoff, Ltd.

(57) **CLAIM**

The ornamental design for a shoe upper, as shown and described.

**DESCRIPTION**

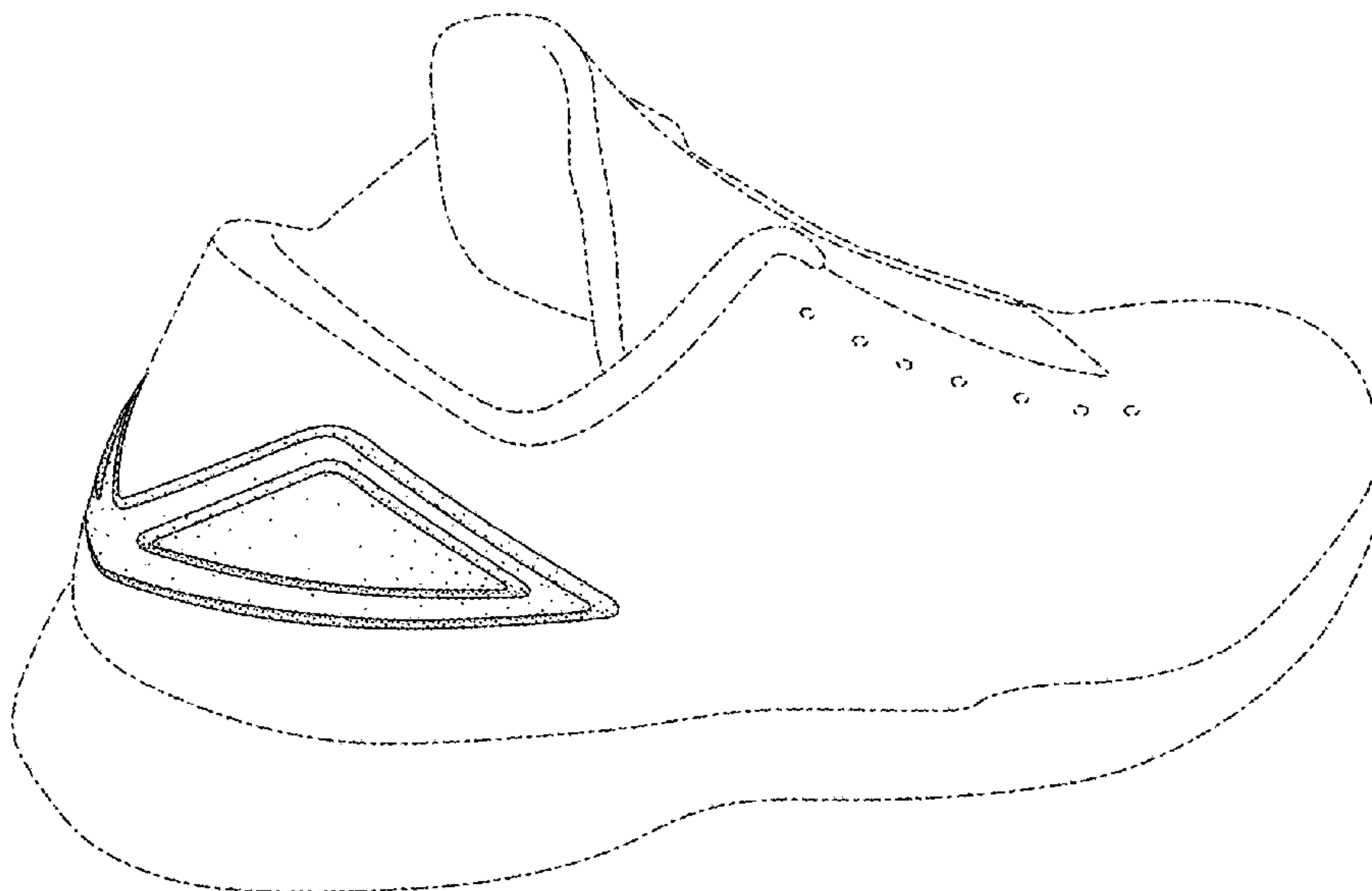
FIG. 1 is a rear perspective view of a shoe upper showing my new design;  
FIG. 2 is a rear view thereof; and,  
FIG. 3 is a second rear perspective view thereof.  
The broken lines in the drawings depict portions of the shoe, including the sole, top, and tongue that form no part of the claimed design.

**1 Claim, 3 Drawing Sheets**

(56) **References Cited**

**U.S. PATENT DOCUMENTS**

D415,875 S \* 11/1999 Falguere ..... D2/904  
D474,591 S \* 5/2003 Clegg ..... D2/972  
D490,233 S \* 5/2004 Cooper ..... D2/972  
D546,543 S \* 7/2007 DiTullo, Jr. .... D2/972  
D555,343 S \* 11/2007 Bettencourt ..... D2/972  
D555,345 S \* 11/2007 Bettencourt ..... D2/972  
D556,979 S \* 12/2007 Bramani ..... D2/902  
D605,835 S \* 12/2009 Andersen ..... D2/900  
D609,451 S \* 2/2010 Dombrow ..... D2/972



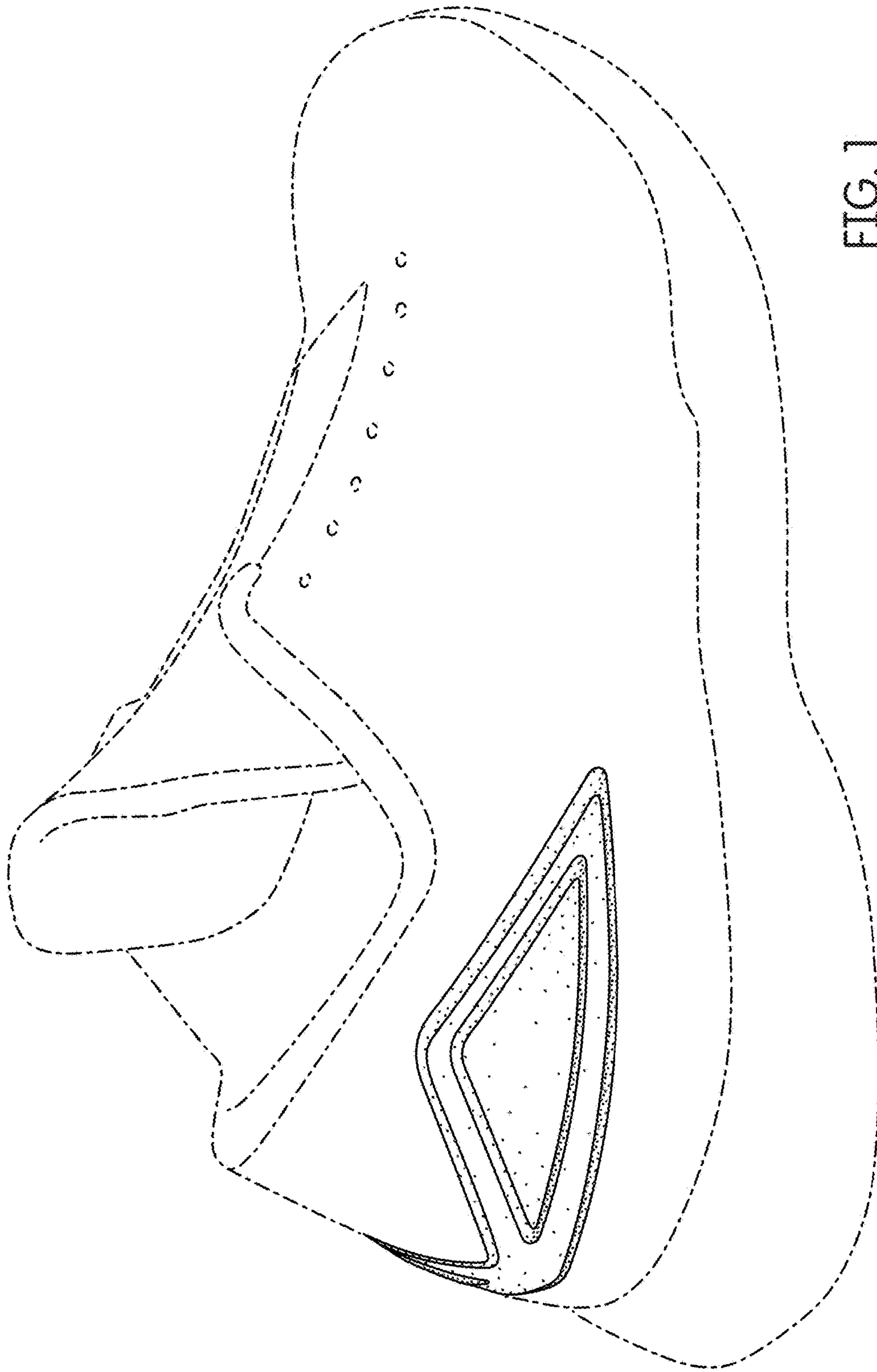


FIG. 1

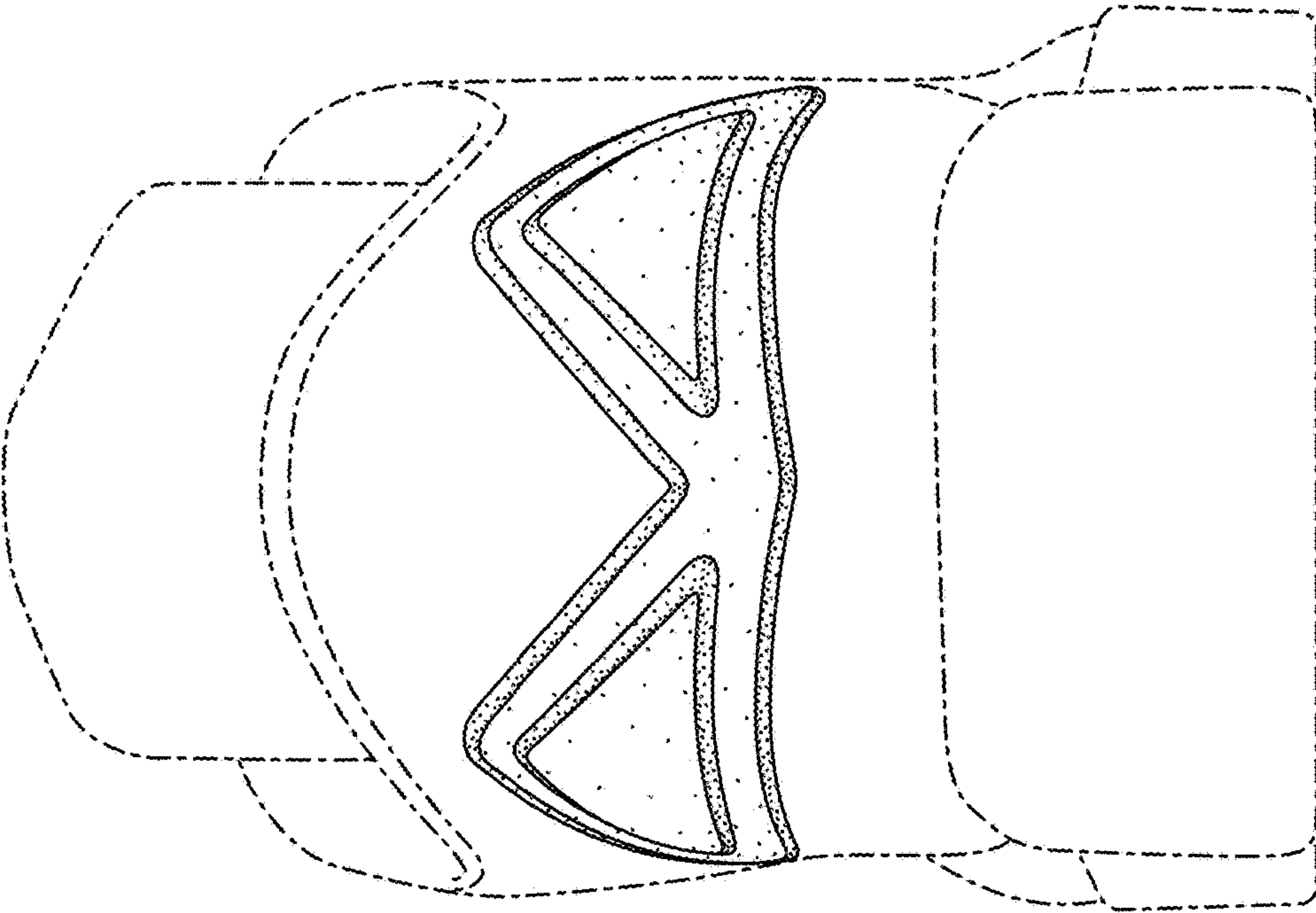


FIG. 2

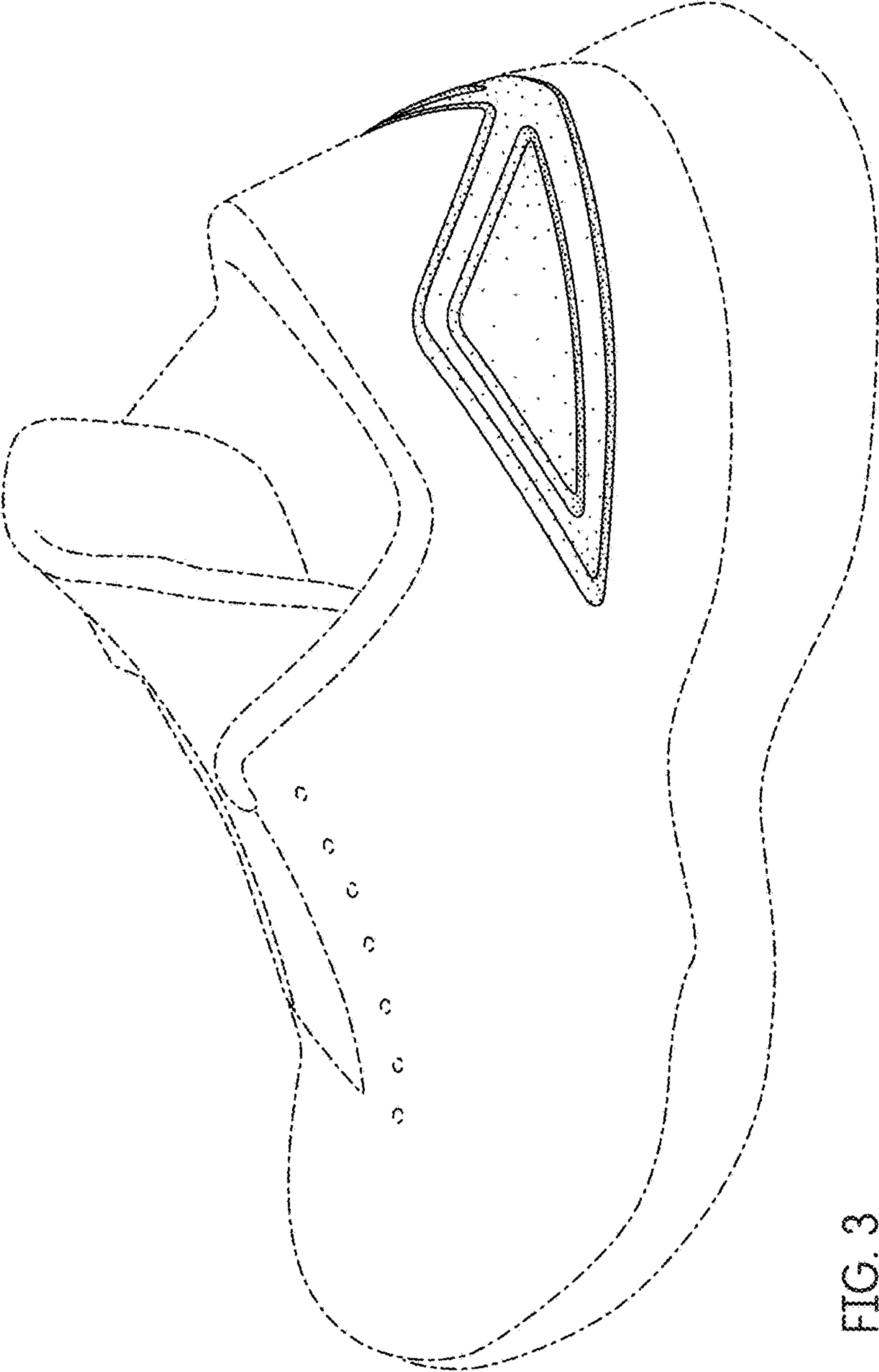


FIG. 3