



US00D796808S

(12) **United States Design Patent** (10) **Patent No.:** **US D796,808 S**
Mermet (45) **Date of Patent:** **** Sep. 12, 2017**

(54) **SHOE SOLE**

(71) Applicant: **Converse Inc.**, Boston, MA (US)
(72) Inventor: **Sebastien Mermet**, Portland, OR (US)
(73) Assignee: **Converse Inc.**, Boston, MA (US)
(**) Term: **15 Years**
(21) Appl. No.: **29/568,134**

(22) Filed: **Jun. 15, 2016**
(51) **LOC (10) Cl.** **02-04**
(52) **U.S. Cl.**
USPC **D2/957; D2/951**

(58) **Field of Classification Search**
USPC D2/902, 906, 908, 916, 918, 925,
D2/946-962, 977; 36/3 B, 22 R, 24.5,
36/25 R, 28, 32 R, 34 R, 59 C, 67 A, 103
CPC A43B 13/00; A43B 13/02; A43B 13/023;
A43B 13/026; A43B 13/04; A43B 13/08;
A43B 13/10; A43B 13/12; A43B 13/14;
A43B 13/141; A43B 13/143; A43B
13/16; A43B 13/18; A43B 13/181; A43B
13/187; A43B 13/189; A43B 13/20; A43B
13/22; A43B 13/223; A43B 13/24; A43B
13/28; A43B 13/30; A43B 13/32; A43B
13/34; A43B 13/36
See application file for complete search history.

(56) **References Cited**

U.S. PATENT DOCUMENTS

2,394,454 A * 2/1946 Kappeler A43B 13/223
36/59 C
D146,505 S * 3/1947 Kavenagh D2/957
3,490,155 A * 1/1970 Herunter A43B 5/0417
36/103
D234,014 S * 12/1974 Traver D2/959
4,287,520 A * 9/1981 Van Vliet H01Q 1/425
343/754
D279,971 S * 8/1985 Wallet D12/602
D287,303 S * 12/1986 Peterson D2/957

(Continued)

OTHER PUBLICATIONS

Nike Free 5.0+ Running Shoe Review [online], [retrieved Jan. 19, 2017], Retrieved from Internet <URL: <http://runblogger.com/2014/03/nike-free-5-0-running-shoe-review.html>>; 7 color sheets, Dated Mar. 7, 2014.

Primary Examiner — T. Chase Nelson

(74) *Attorney, Agent, or Firm* — Banner & Witcoff, Ltd.

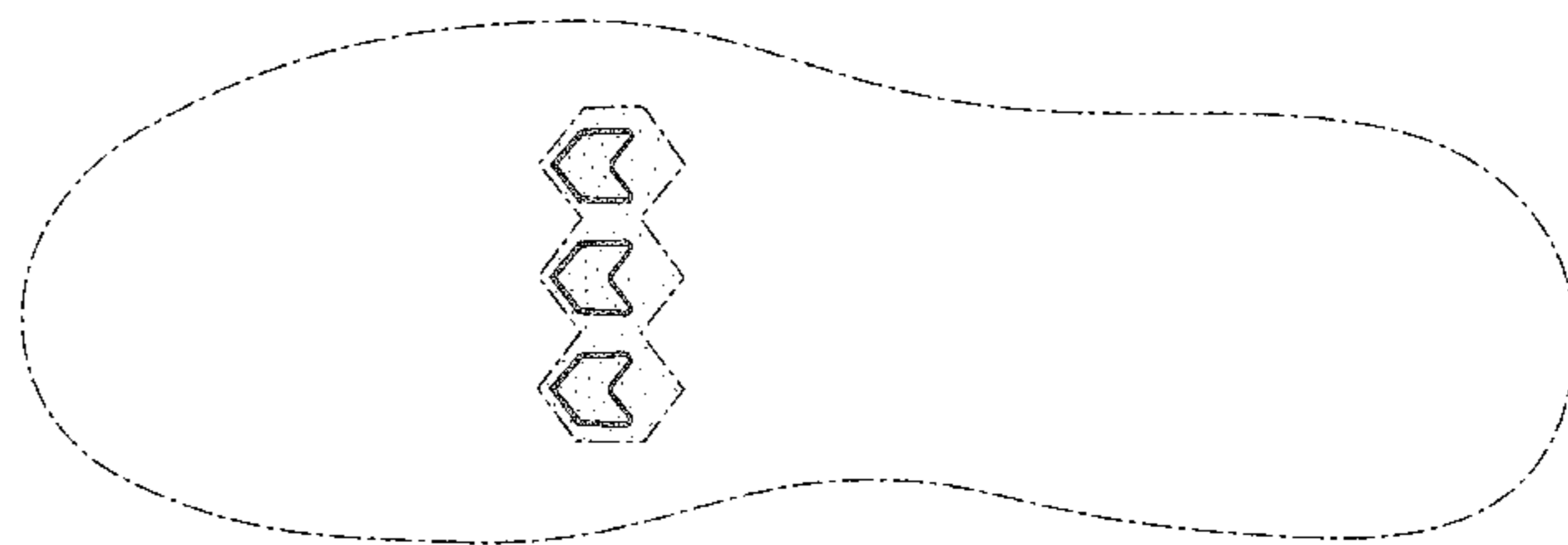
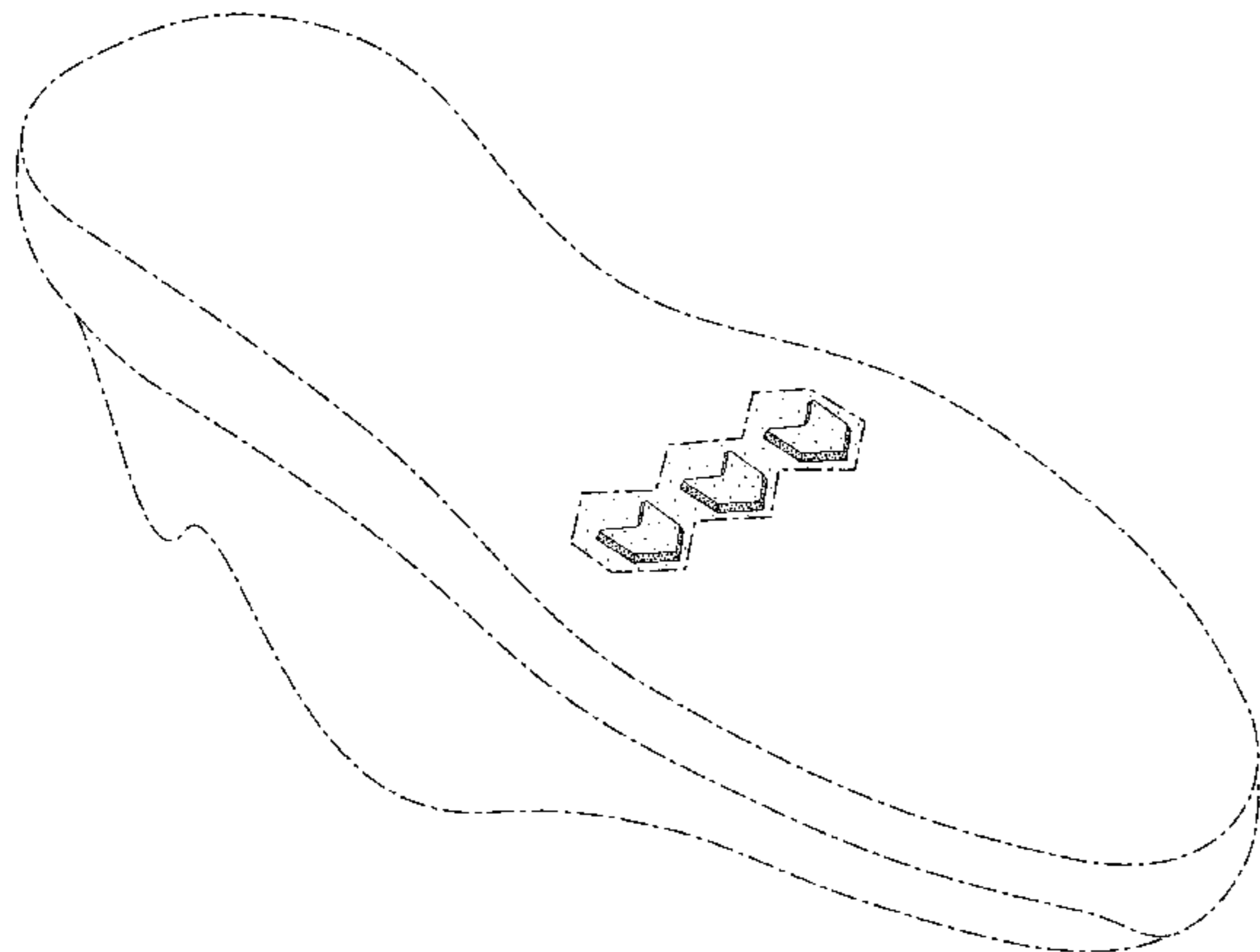
(57) **CLAIM**

The ornamental design for a shoe sole, as shown and described.

DESCRIPTION

FIG. 1 is a front perspective view of a shoe sole showing my new design;
FIG. 2 is a bottom view thereof; and
FIG. 3 is a rear perspective view thereof.
FIG. 4 is a front view thereof;
FIG. 5 is a rear view thereof;
FIG. 6 is a front lateral perspective view thereof;
FIG. 7 is a lateral side view thereof;
FIG. 8 is a medial side view thereof;
FIG. 9 is a front perspective view of a shoe sole showing an alternative embodiment of my new design;
FIG. 10 is a bottom view thereof;
FIG. 11 is a rear perspective view thereof;
FIG. 12 is a front view thereof;
FIG. 13 is a rear view thereof;
FIG. 14 is a front lateral perspective view thereof;
FIG. 15 is a lateral side view thereof; and,
FIG. 16 is a medial side view thereof.
The broken lines immediately adjacent to the shaded area represent unclaimed boundaries of the design. The broken lines showing the remainder of the shoe represent unclaimed subject matter and form no part of the claimed design.

1 Claim, 16 Drawing Sheets



(56)

References Cited

U.S. PATENT DOCUMENTS

D296,151 S *	6/1988	Mourad	D2/960	D671,718 S *	12/2012	McVicker	D2/908
D306,652 S *	3/1990	Kiyosawa	D2/957	D688,035 S *	8/2013	Recchi	D2/951
5,078,454 A *	1/1992	Rollinson	B60B 15/021	D706,524 S *	6/2014	Smith	D2/947
					D727,004 S *	4/2015	Roundhouse	D2/951
					D727,006 S *	4/2015	Sashen	D2/951
D341,481 S *	11/1993	Peterson	D2/959	D743,678 S *	11/2015	Dombrow	D2/951
D347,935 S *	6/1994	Dolinsky	D2/953	D744,733 S *	12/2015	Adam	D2/951
D352,156 S *	11/1994	Purdom	D2/953	D746,563 S *	1/2016	Dombrow	D2/951
D354,845 S *	1/1995	Bramani	D2/957	D756,092 S *	5/2016	McCourt	D2/951
D359,613 S *	6/1995	Ueda	D2/953	D759,359 S *	6/2016	Dombrow	D2/951
D384,013 S *	9/1997	Thomas	D12/544	D771,362 S *	11/2016	Dombrow	D2/951
D389,994 S *	2/1998	Sessa	D2/951	D779,803 S *	2/2017	Lee	D2/951
D394,542 S *	5/1998	Wurfain	D2/954	D785,305 S *	5/2017	Adam	D2/951
D402,095 S *	12/1998	Cretinon	D2/957	2003/0136024 A1 *	7/2003	Su	B29D 35/062
D414,021 S *	9/1999	James	D2/947					36/25 R
D420,783 S *	2/2000	Brady	D2/902	2003/0172548 A1 *	9/2003	Fuerst	A43B 13/026
6,115,946 A *	9/2000	Morris	A43B 1/0027					36/28
					2004/0088883 A1 *	5/2004	Workman	A43B 3/18
									36/15
6,195,920 B1 *	3/2001	Morris	A43B 1/0027	2006/0059716 A1 *	3/2006	Yamashita	A43B 13/223
									36/59 R
					2007/0043582 A1 *	2/2007	Peveto	A43B 3/26
									705/1.1
D447,327 S *	9/2001	Greenberg	D2/953	2007/0266597 A1 *	11/2007	Jones	A43B 13/26
D456,982 S *	5/2002	Rogers	D2/947					36/59 C
D475,511 S *	6/2003	Reynolds	D2/946	2009/0188132 A1 *	7/2009	Fujikawa	A43B 13/223
D487,840 S *	3/2004	Hillyer	D2/957					36/103
D495,480 S *	9/2004	Laberge	D2/953	2010/0281711 A1 *	11/2010	Vestuti	A43B 1/0072
D496,776 S *	10/2004	Wu	D2/953					36/28
D499,536 S *	12/2004	Castleberry	D2/947	2011/0061269 A1 *	3/2011	Nakano	A43B 7/08
D501,708 S *	2/2005	Andrews-Kramer	D2/953					36/3 A
D504,205 S *	4/2005	Andrews-Kramer	D2/953	2012/0110876 A1 *	5/2012	Lubart	A43B 13/223
D506,305 S *	6/2005	Link	D2/947					36/59 C
D528,751 S *	9/2006	Pawlus	D2/947	2014/0150297 A1 *	6/2014	Holmes	A43B 13/125
D550,434 S *	9/2007	Ades	D2/953					36/103
D550,940 S *	9/2007	Edwards	D2/947	2015/0351492 A1 *	12/2015	Dombrow	A43B 13/122
D554,840 S *	11/2007	McClaskie	D2/953					36/102
D569,595 S *	5/2008	Le	D2/957					
D590,578 S *	4/2009	Hill	D2/898					
D592,848 S *	5/2009	Morgan	D2/951					

* cited by examiner

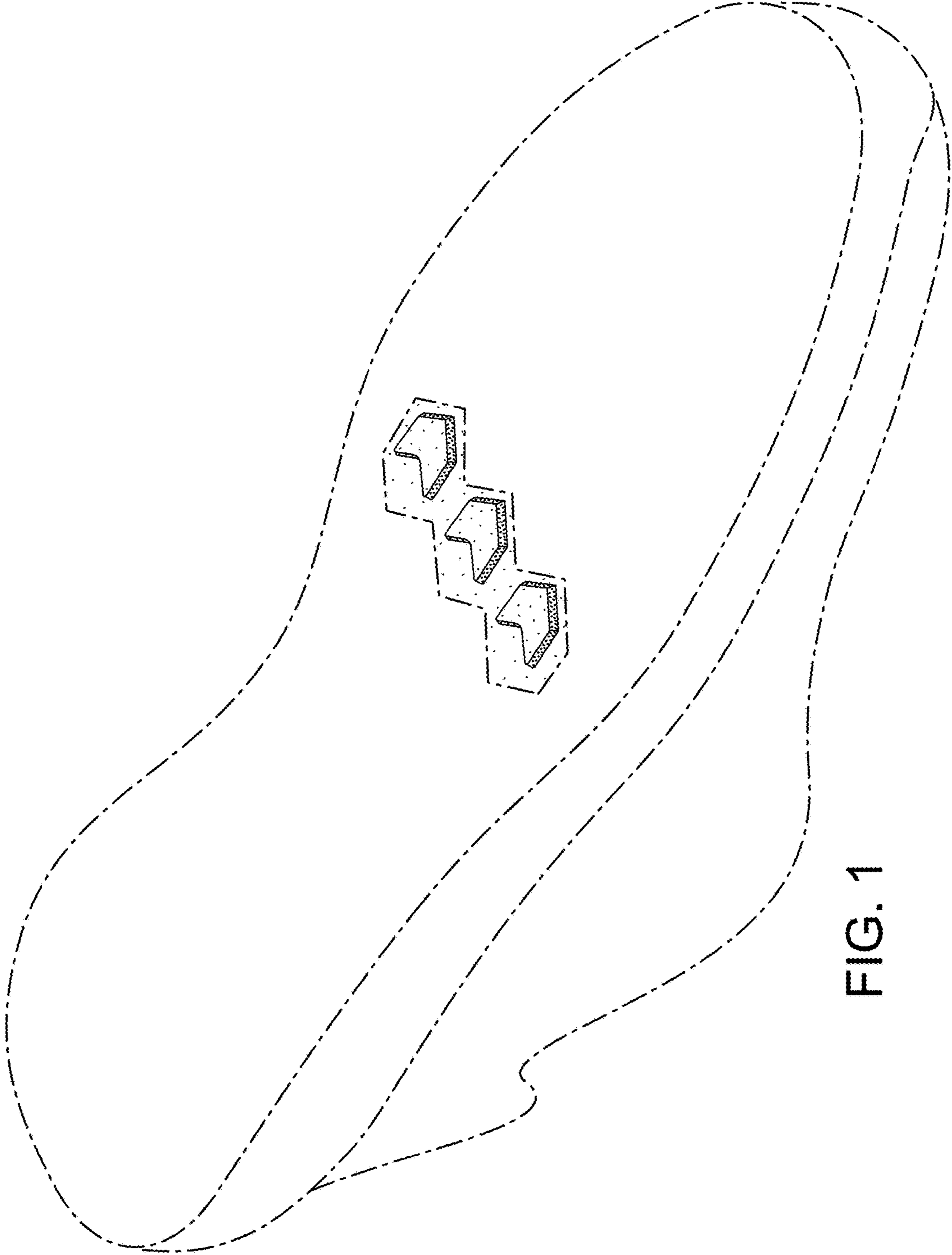


FIG. 1

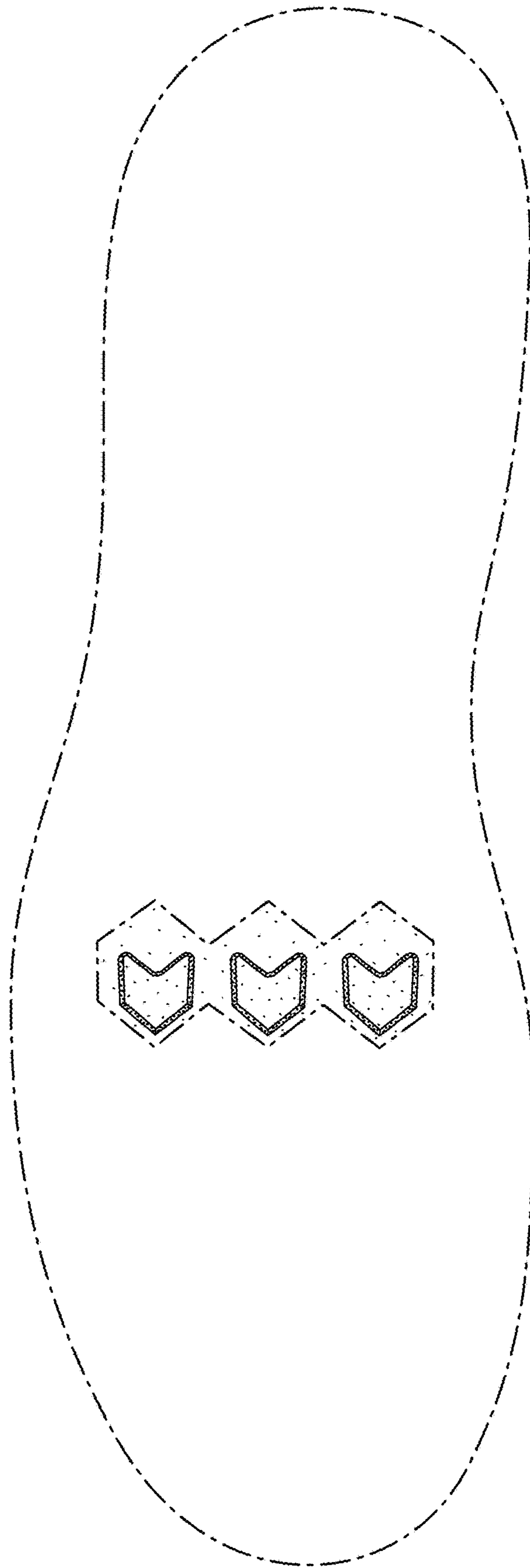


FIG. 2

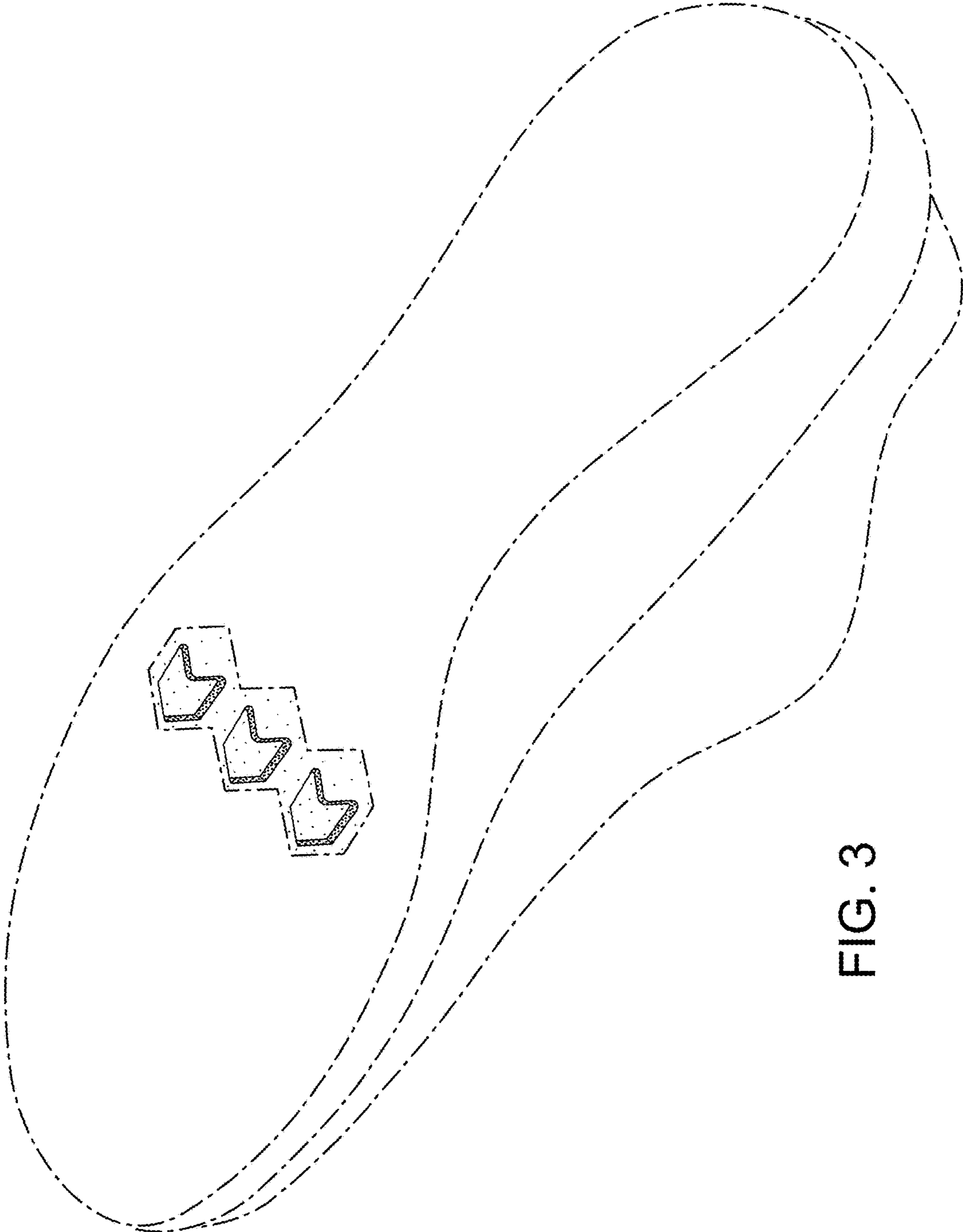


FIG. 3

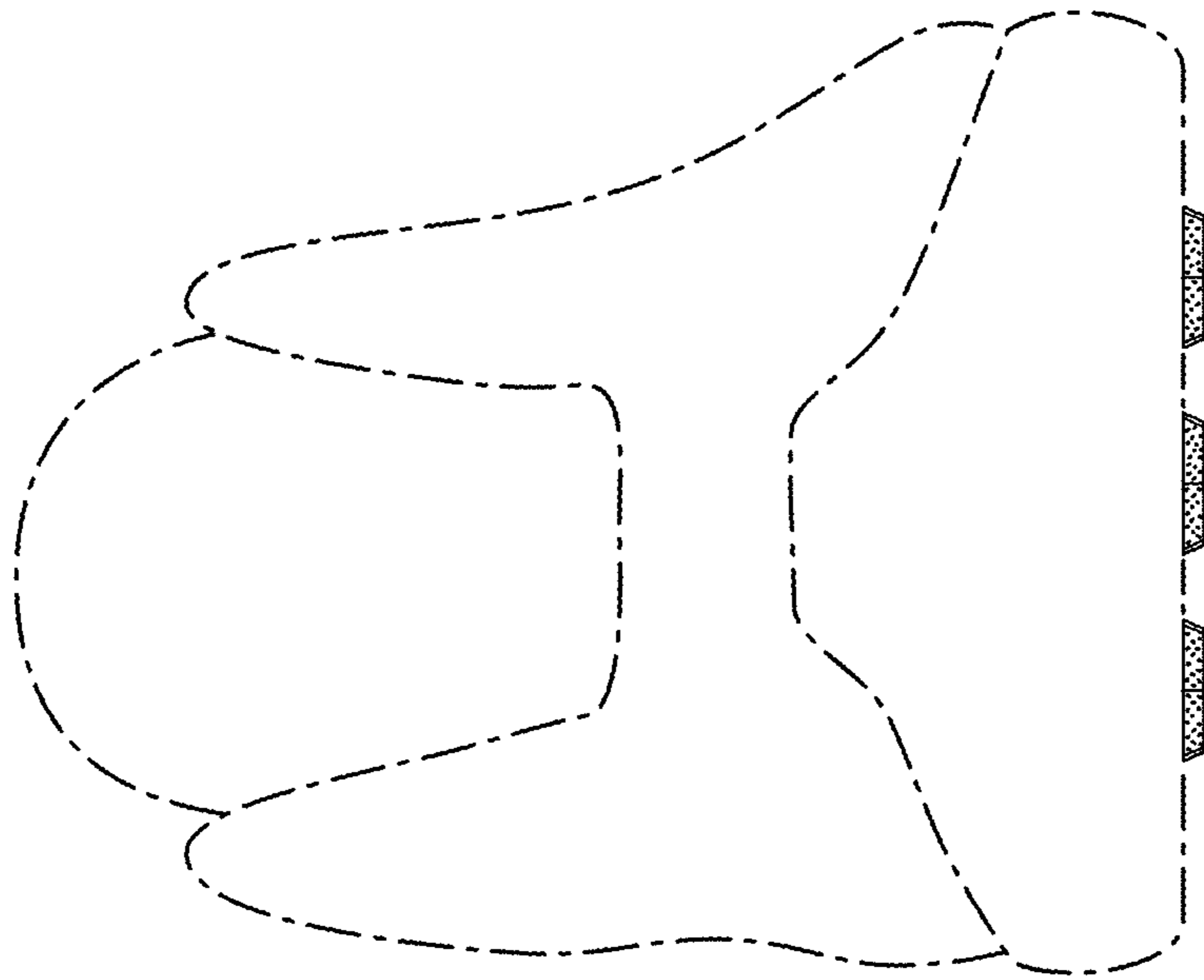


FIG. 4

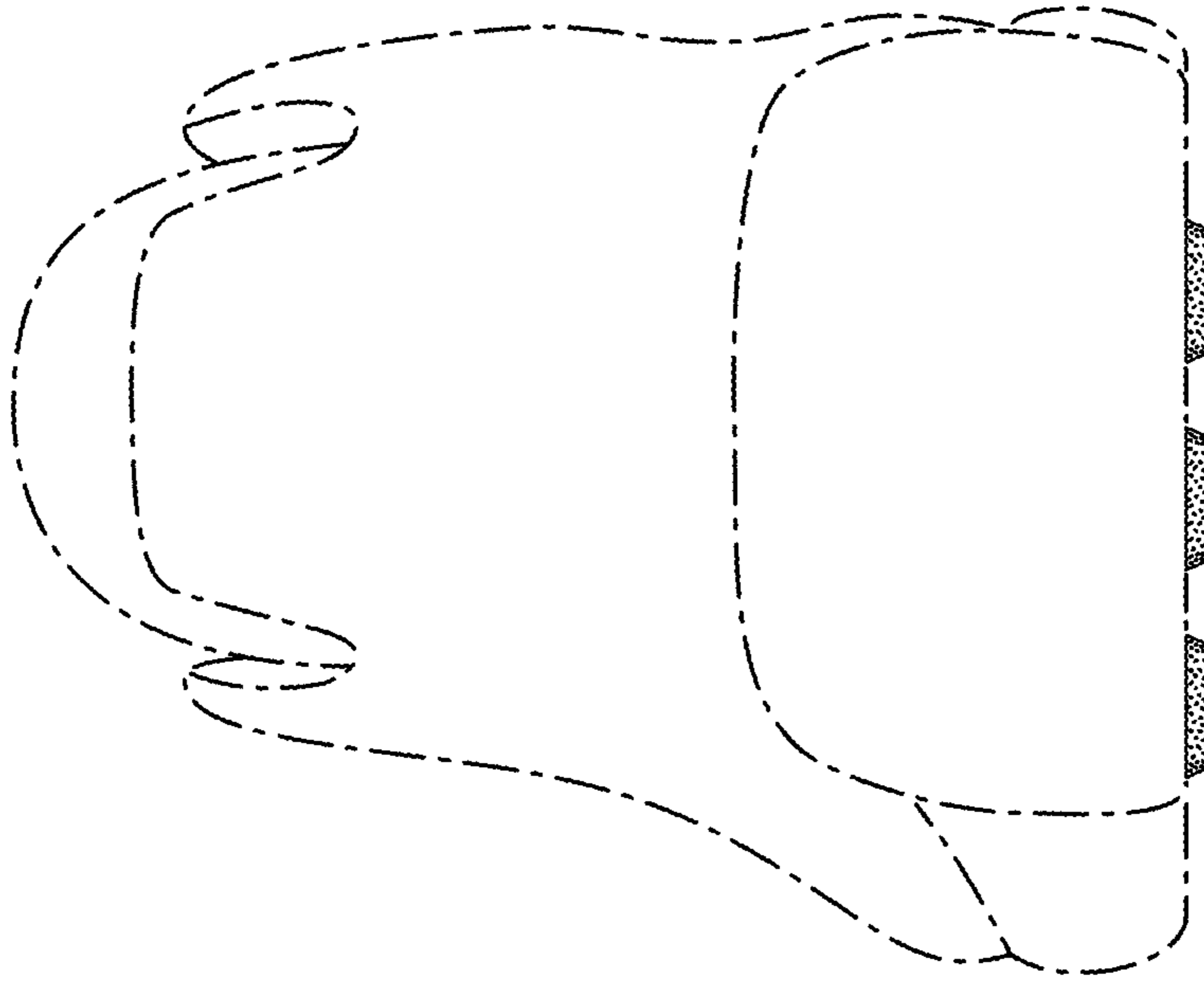


FIG. 5

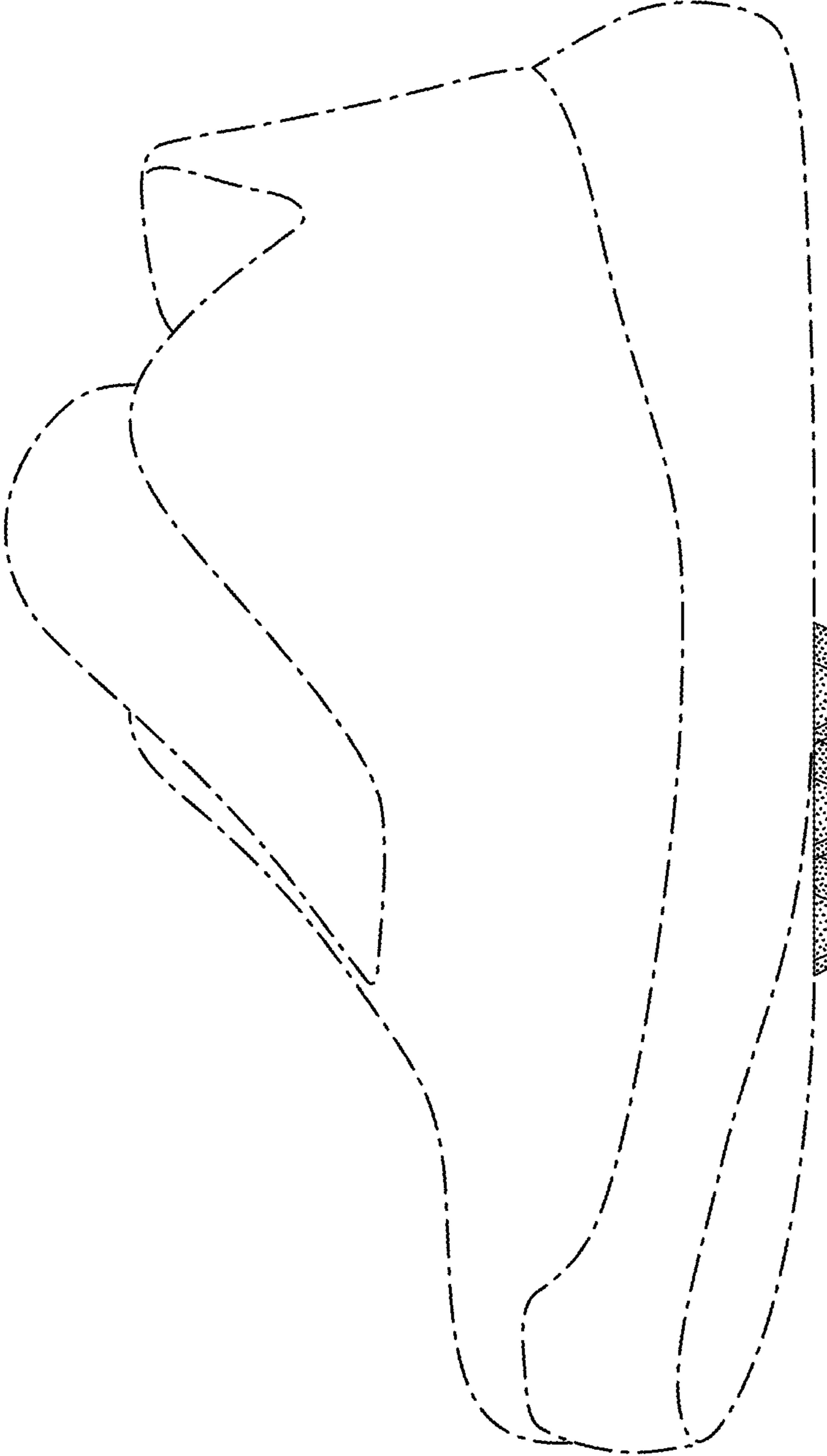


FIG. 6



FIG. 7

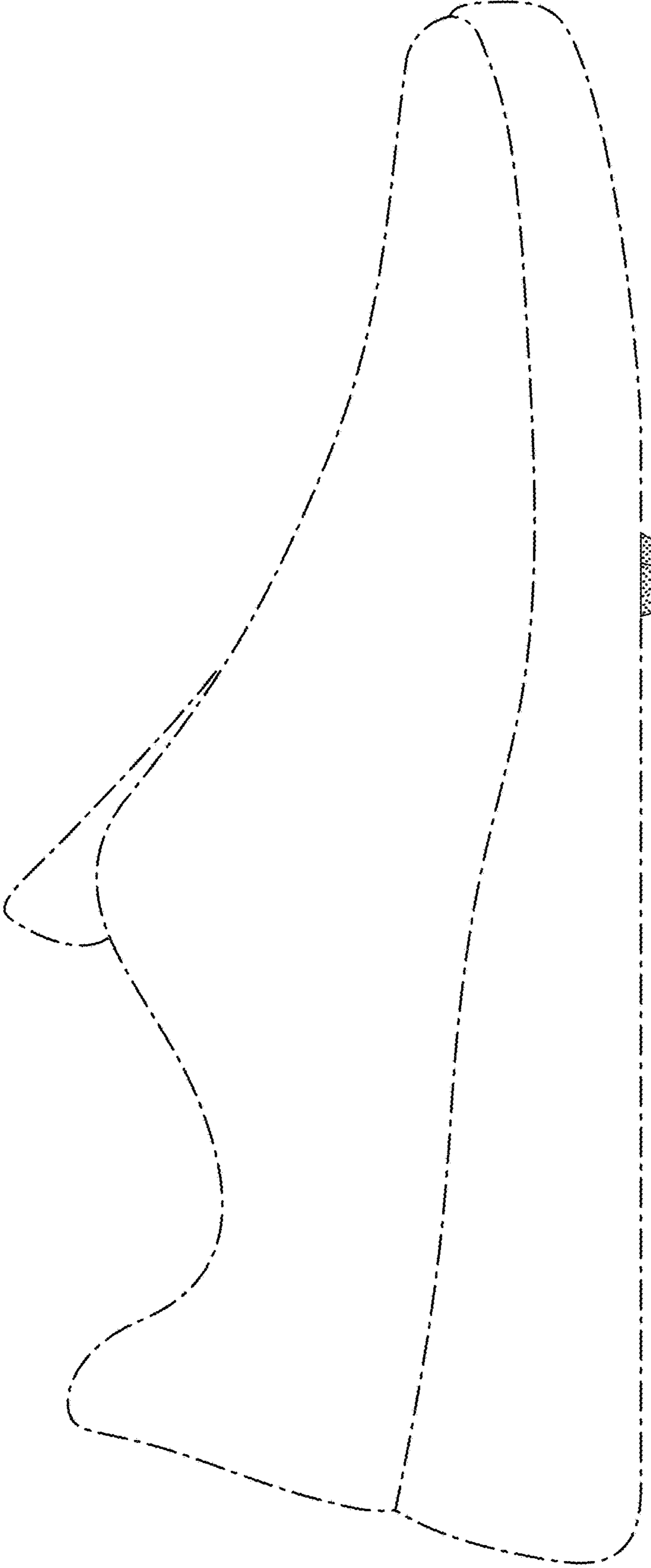


FIG. 8

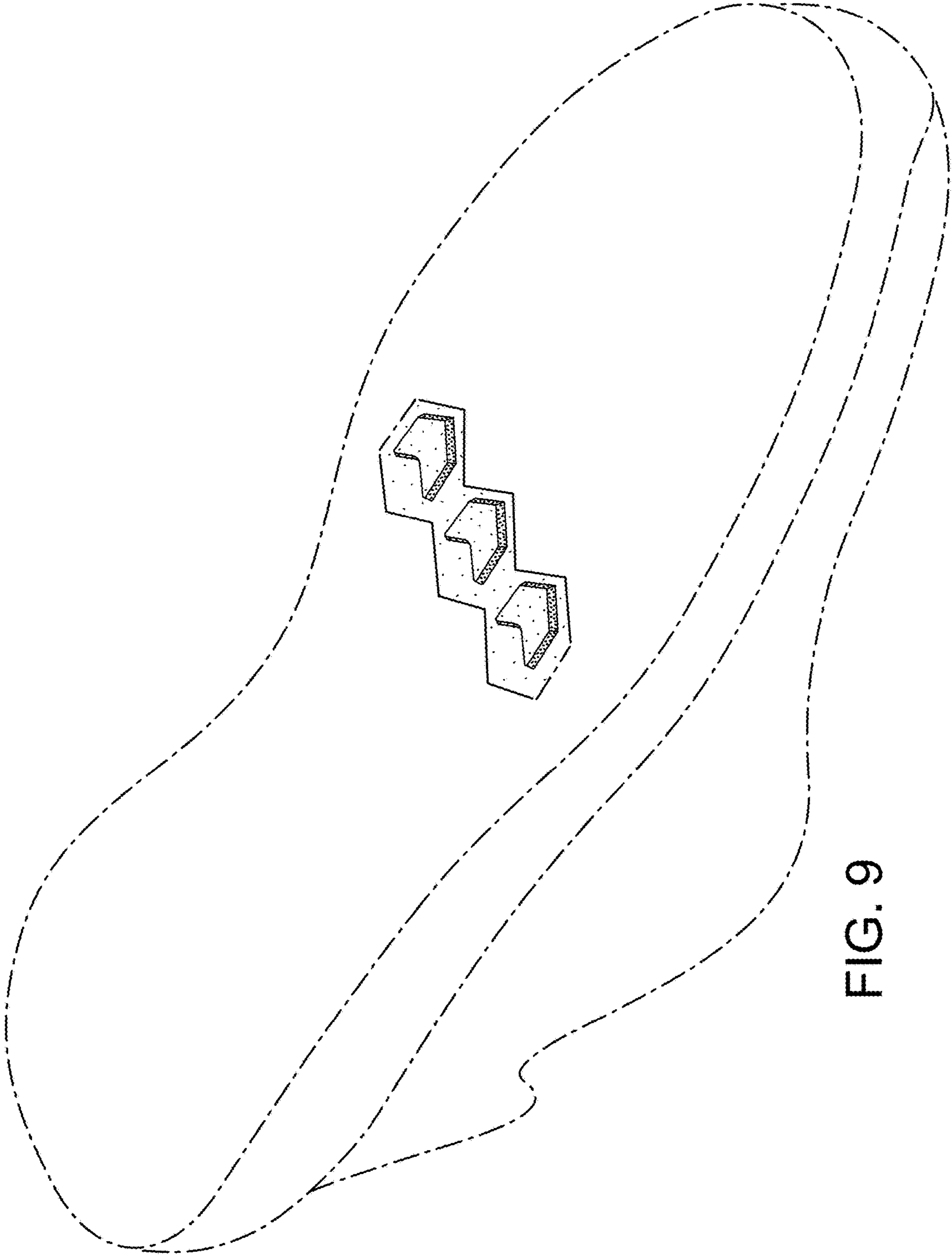


FIG. 9

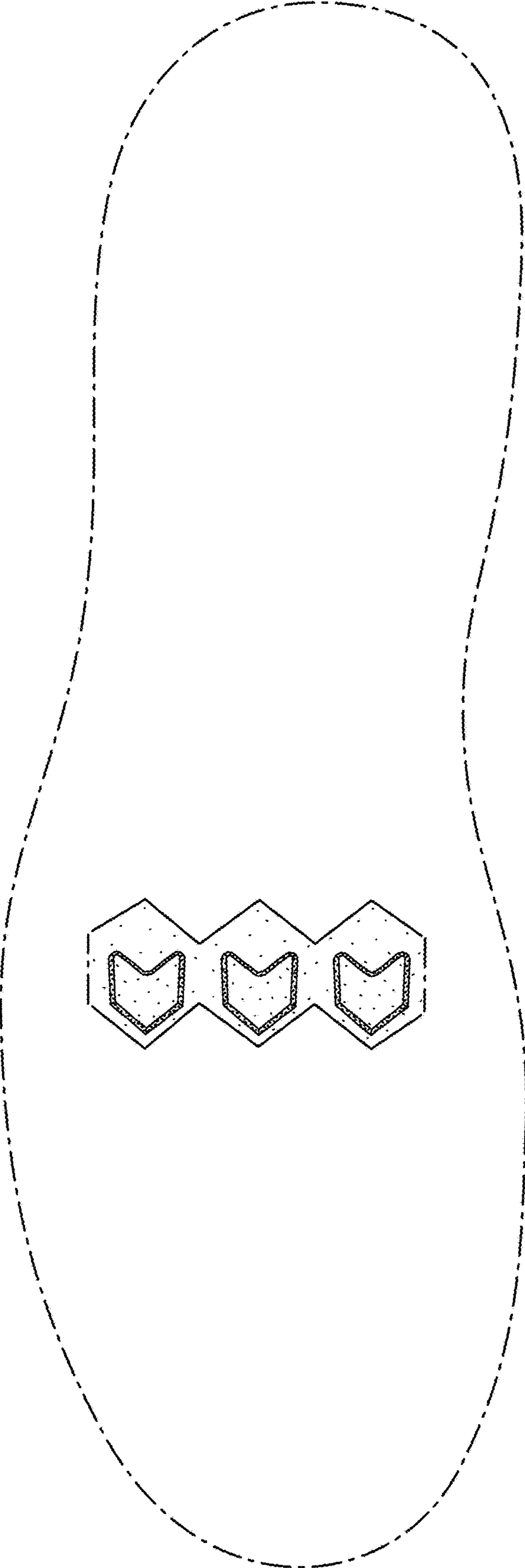


FIG. 10

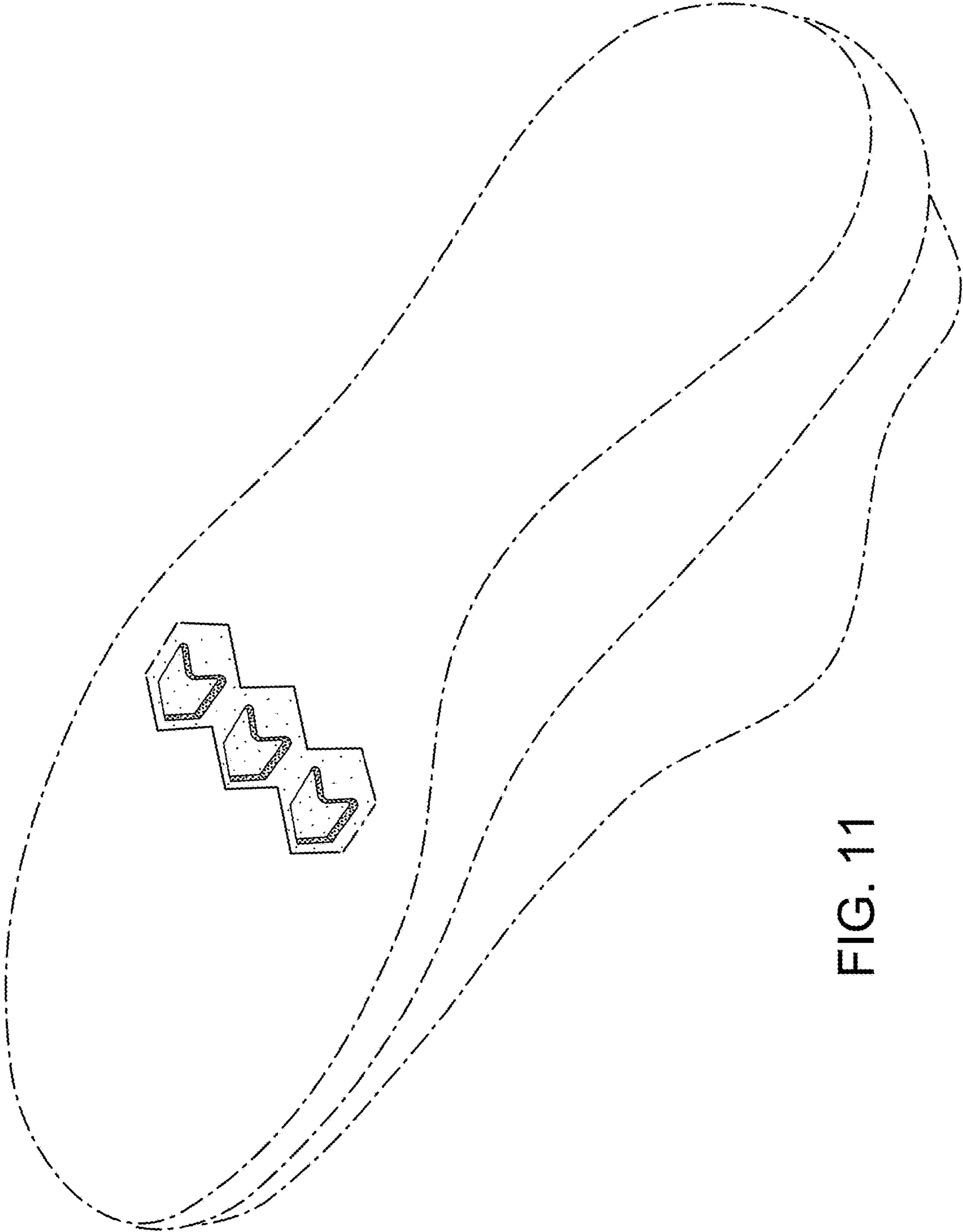


FIG. 11

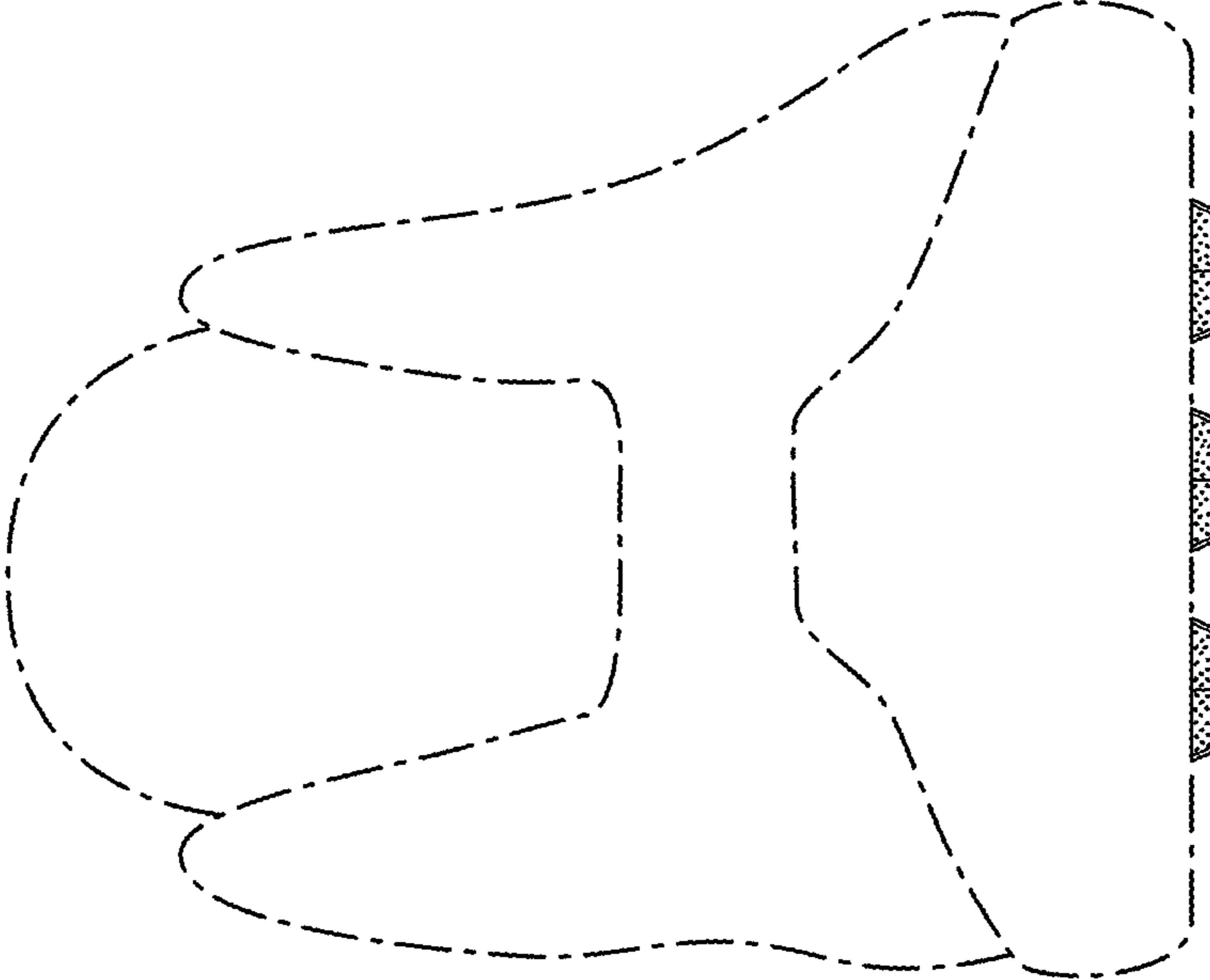


FIG. 12

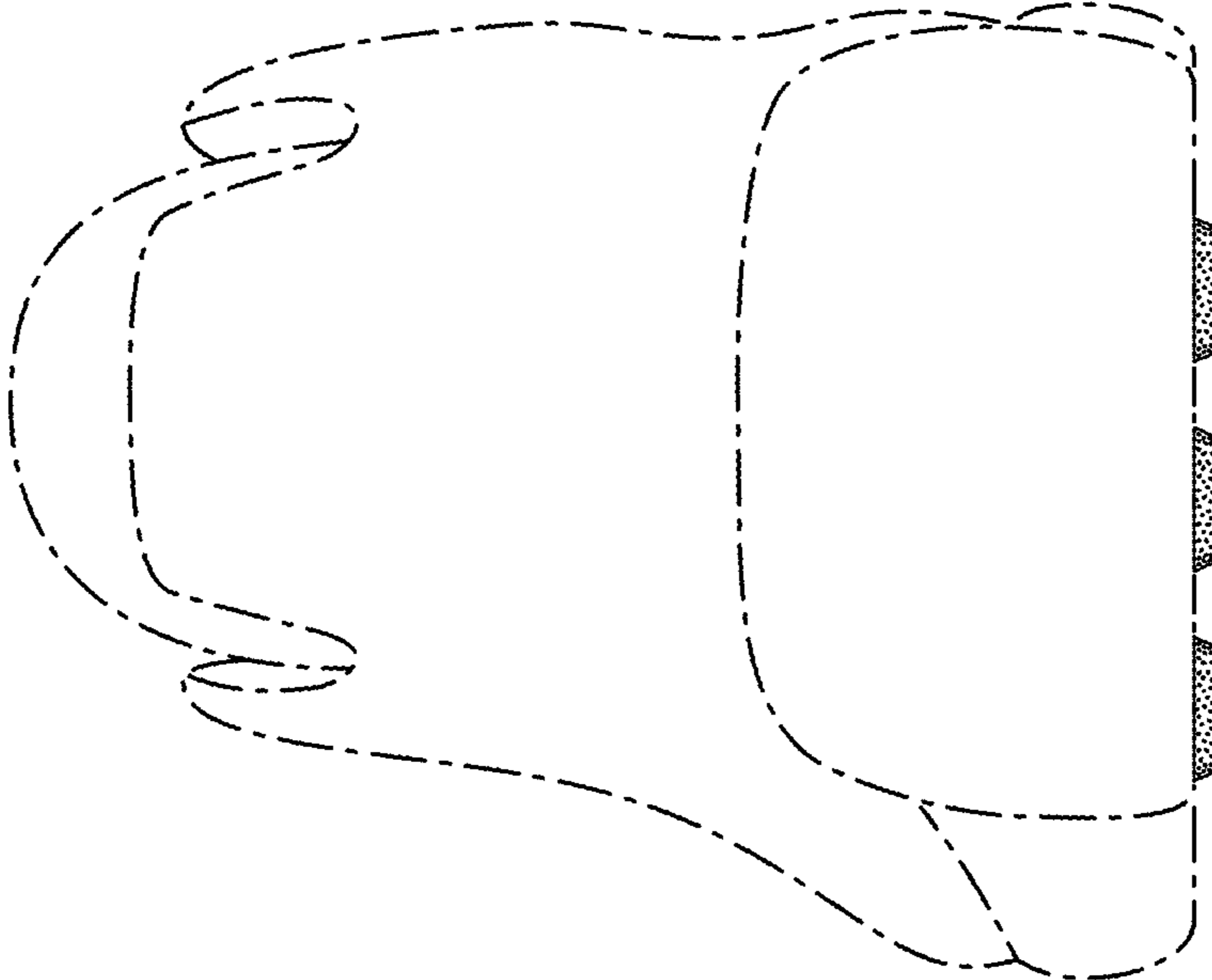


FIG. 13

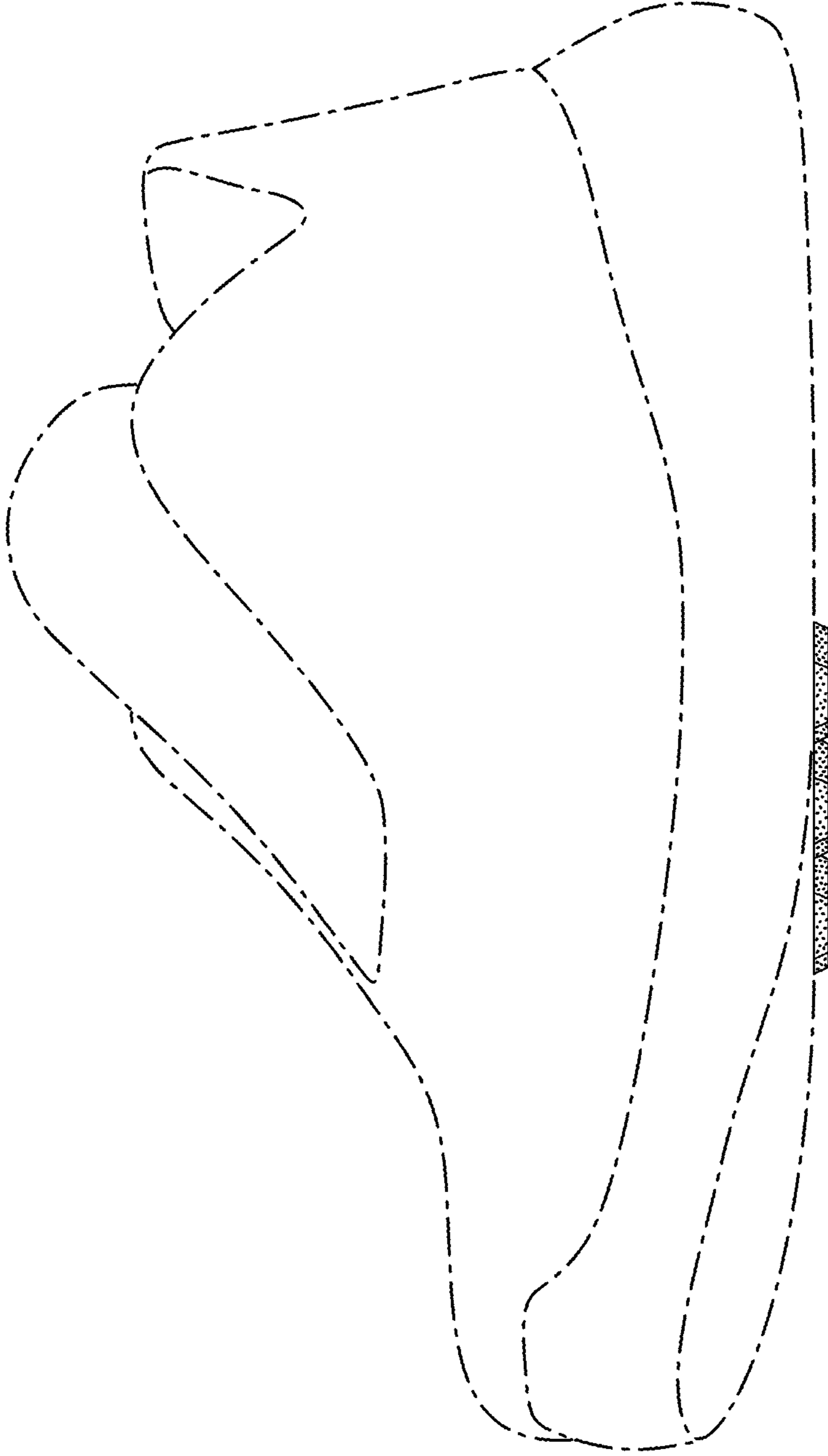


FIG. 14

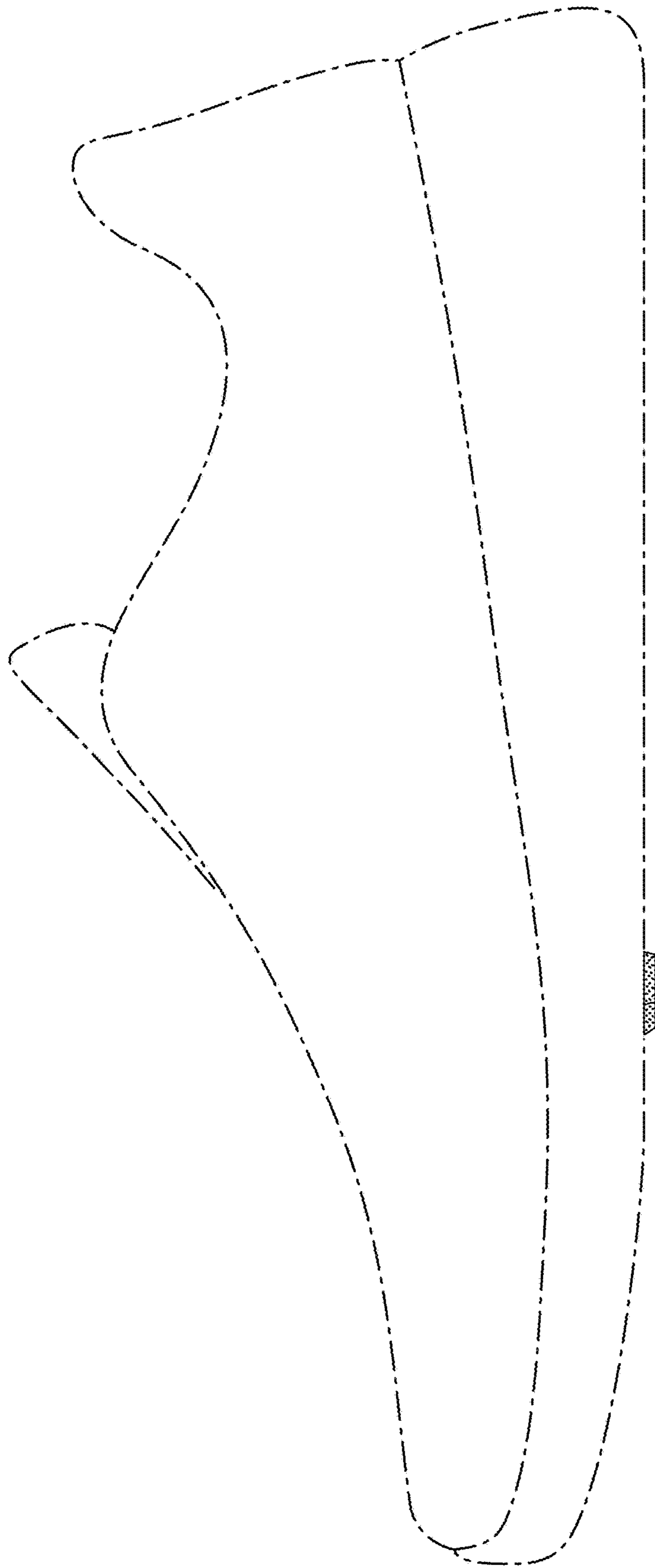


FIG. 15

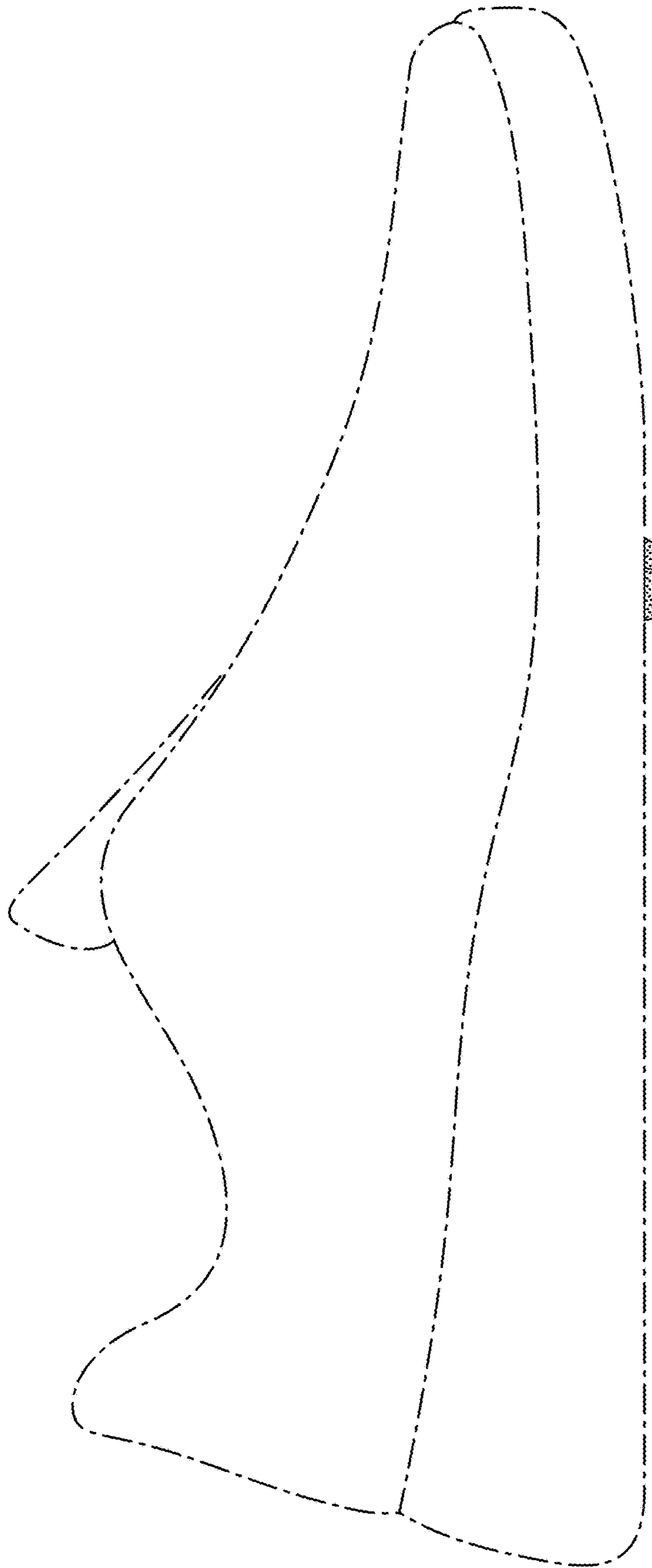


FIG. 16