



US00D796786S

(12) **United States Design Patent** (10) **Patent No.:** **US D796,786 S**
Freedman (45) **Date of Patent:** **** Sep. 12, 2017**

(54) **UNDERWEAR JEANS**
 (71) Applicant: **Steven Bruce Freedman**, Stanton, CA (US)
 (72) Inventor: **Steven Bruce Freedman**, Stanton, CA (US)
 (**) Term: **14 Years**

(21) Appl. No.: **29/514,714**
 (22) Filed: **Jan. 15, 2015**
 (51) **LOC (10) Cl.** **02-02**
 (52) **U.S. Cl.**
 USPC **D2/742; D2/731**
 (58) **Field of Classification Search**
 USPC **D2/742, 731, 738**
 CPC **A41F 9/00; A41B 9/00; A41D 1/06; A47C 31/02**
 See application file for complete search history.

(56) **References Cited**
 U.S. PATENT DOCUMENTS
 191,505 A * 5/1877 Birch A41F 9/02
 2/237
 1,304,613 A 5/1919 Smedley
 D112,402 S * 11/1938 Zoellner D2/742
 D262,325 S * 12/1981 Miller D2/742
 D293,617 S * 1/1988 Barrett D2/742
 D300,383 S 3/1989 Yasuda
 D317,074 S 5/1991 Beasley
 D375,824 S * 11/1996 Volpati D2/742
 D381,789 S 8/1997 Katz
 D391,739 S * 3/1998 Volpati D2/742

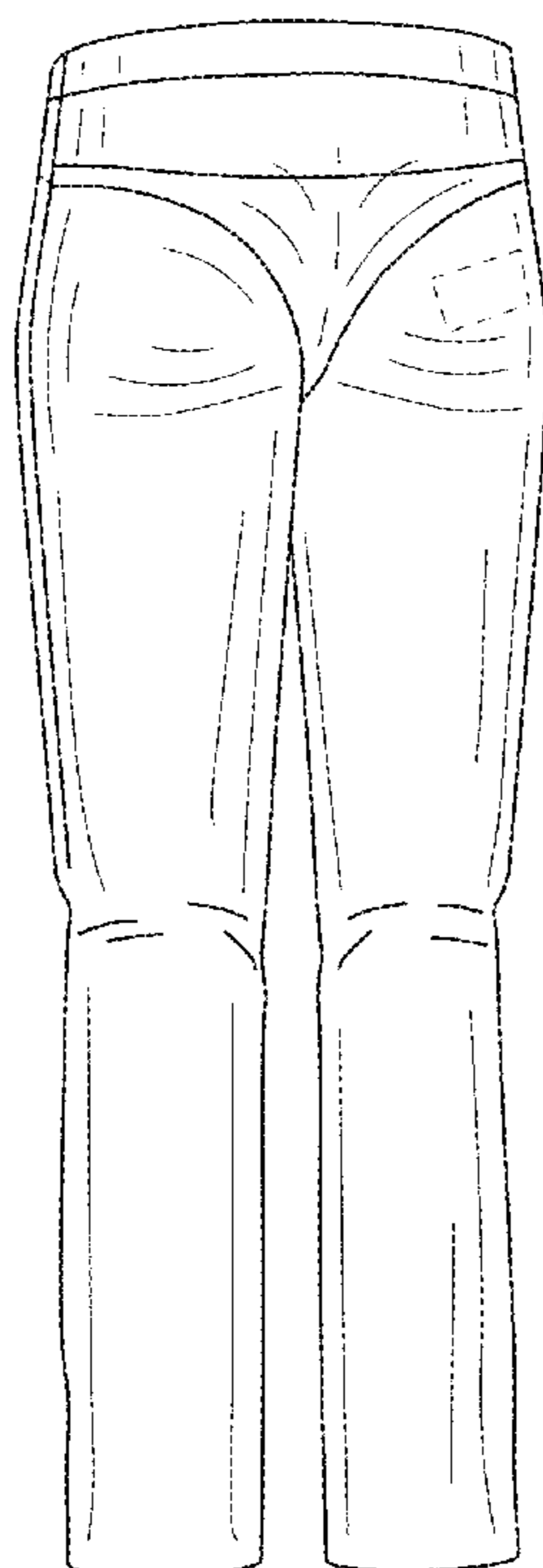
D414,912 S * 10/1999 Mills D2/742
 D577,878 S 10/2008 Perrine et al.
 D592,829 S 5/2009 Kepekchyan
 D598,180 S * 8/2009 Fu D2/742
 7,574,752 B1 8/2009 Walters
 D673,756 S * 1/2013 Agnew D2/742
 D737,545 S * 9/2015 Folgner D2/742
 D742,621 S * 11/2015 Callahan D2/742
 2008/0189834 A1 8/2008 Leung
 * cited by examiner

Primary Examiner — Caron D Veynar
Assistant Examiner — Mehri Bajoul
 (74) *Attorney, Agent, or Firm* — Dunlap Bennett & Ludwig PLLC

(57) **CLAIM**
 The ornamental design for underwear jeans, as shown and described.

DESCRIPTION
 FIG. 1 is a rear perspective view of underwear jeans;
 FIG. 2 is a front elevation view thereof;
 FIG. 3 is a rear elevation view thereof;
 FIG. 4 is a left side elevation view thereof; the right side view being a mirror image thereof;
 FIG. 5 is a top plan view thereof; and,
 FIG. 6 is a bottom plan view thereof.
 The broken line showing of a rectangle on FIGS. 1, 3 and 6 forms no part of the claimed design.
 The broken line showing of a circle on FIGS. 2, 4, and 5 forms no part of the claimed design.
 The broken line showing a curvature of FIGS. 2, 4, and 5 forms no part of the claimed design.

1 Claim, 3 Drawing Sheets



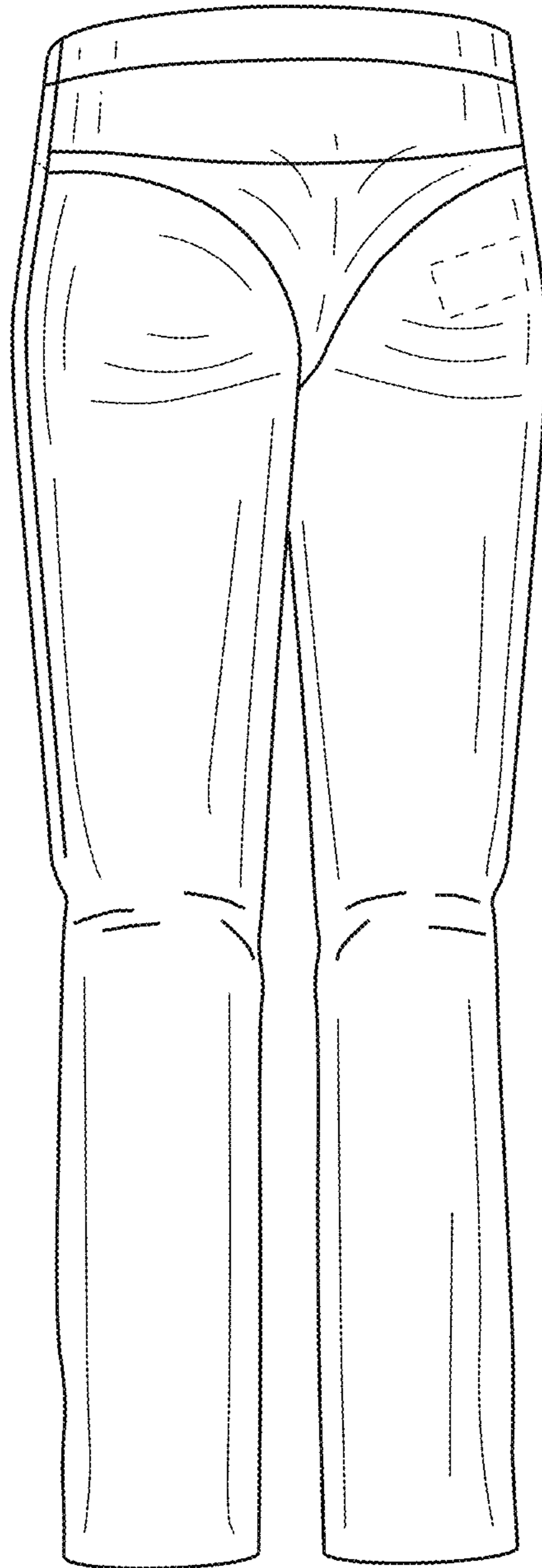


FIG. 1

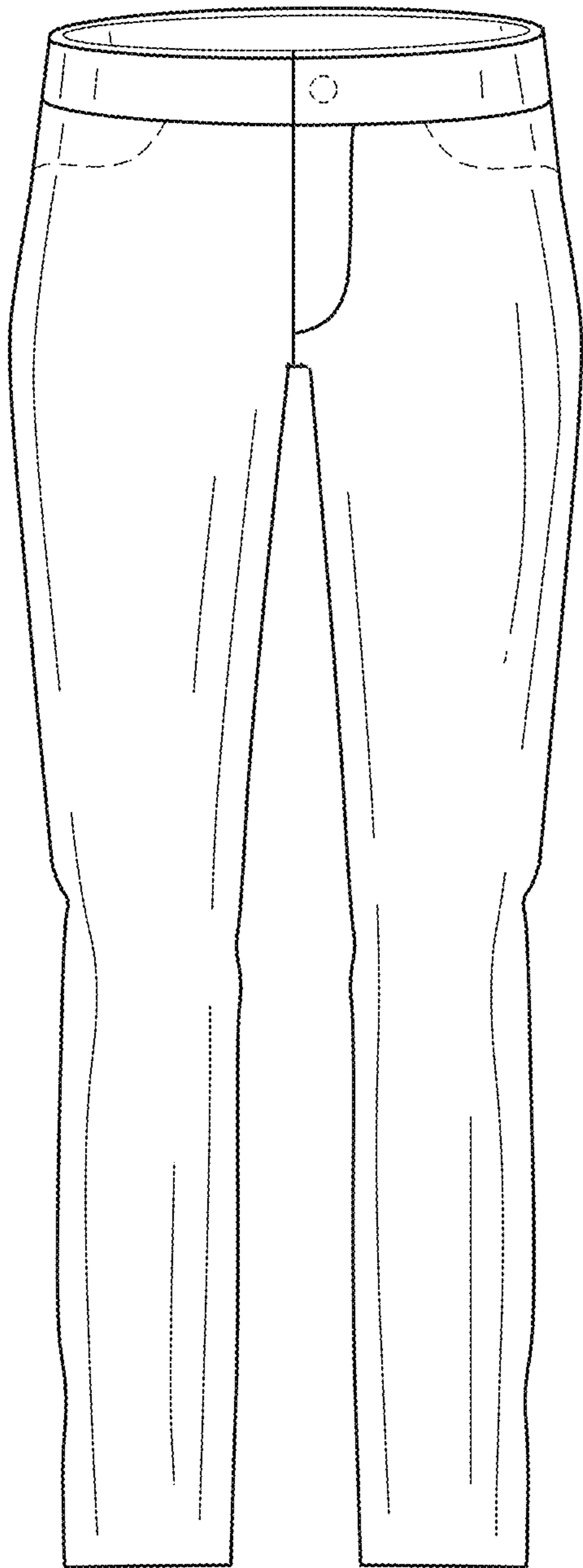


FIG. 2

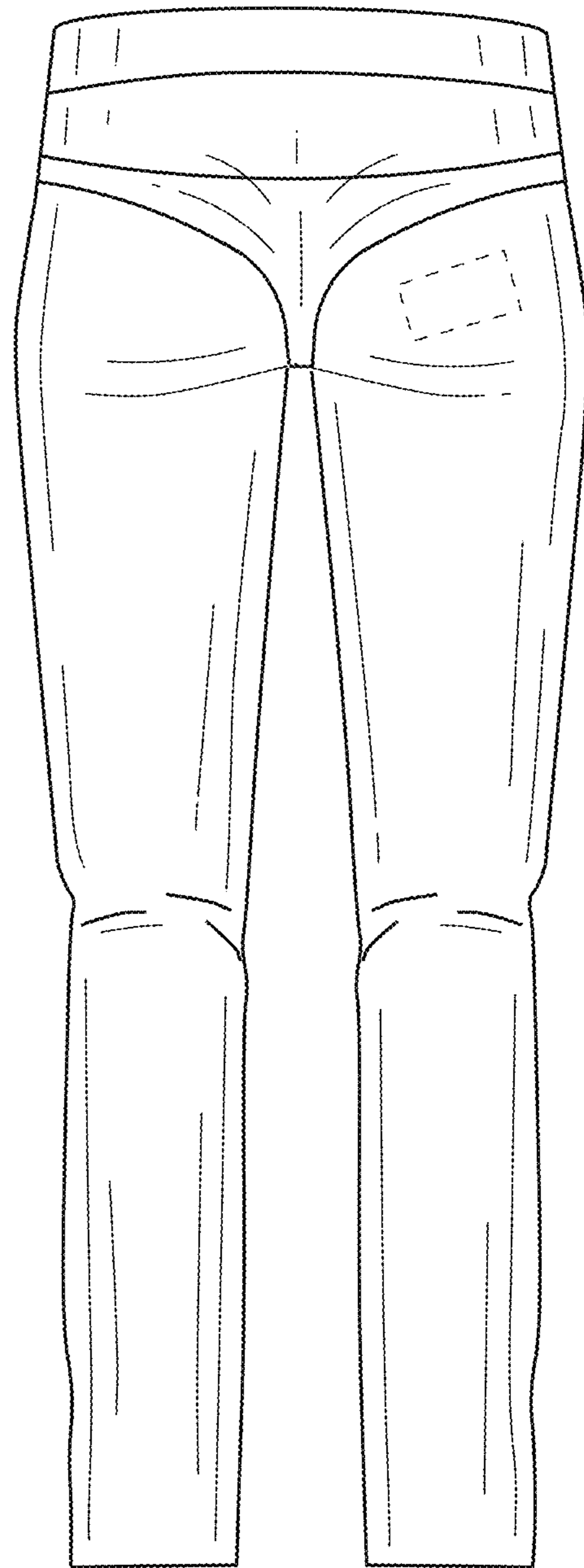


FIG. 3

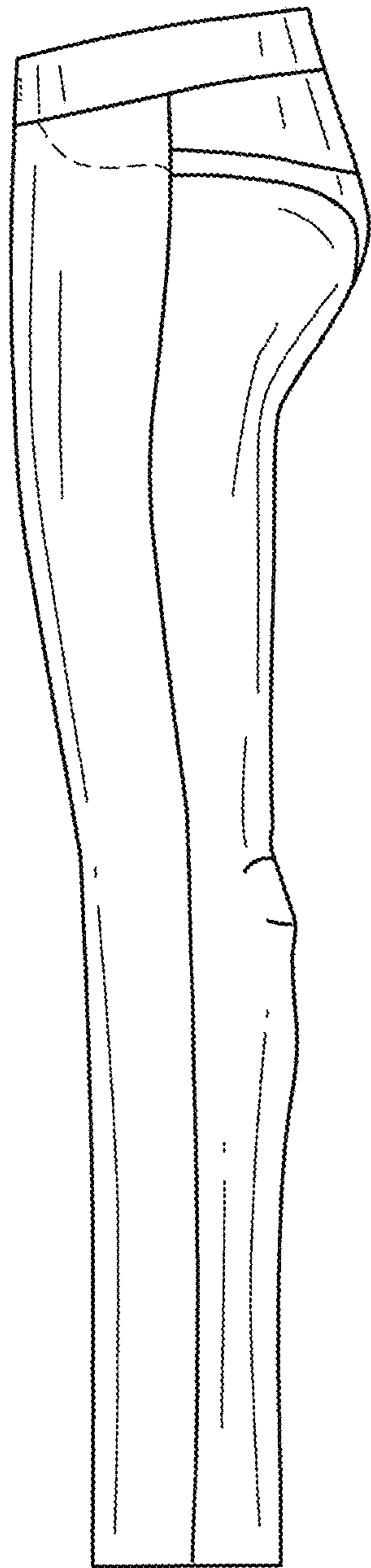


FIG. 4

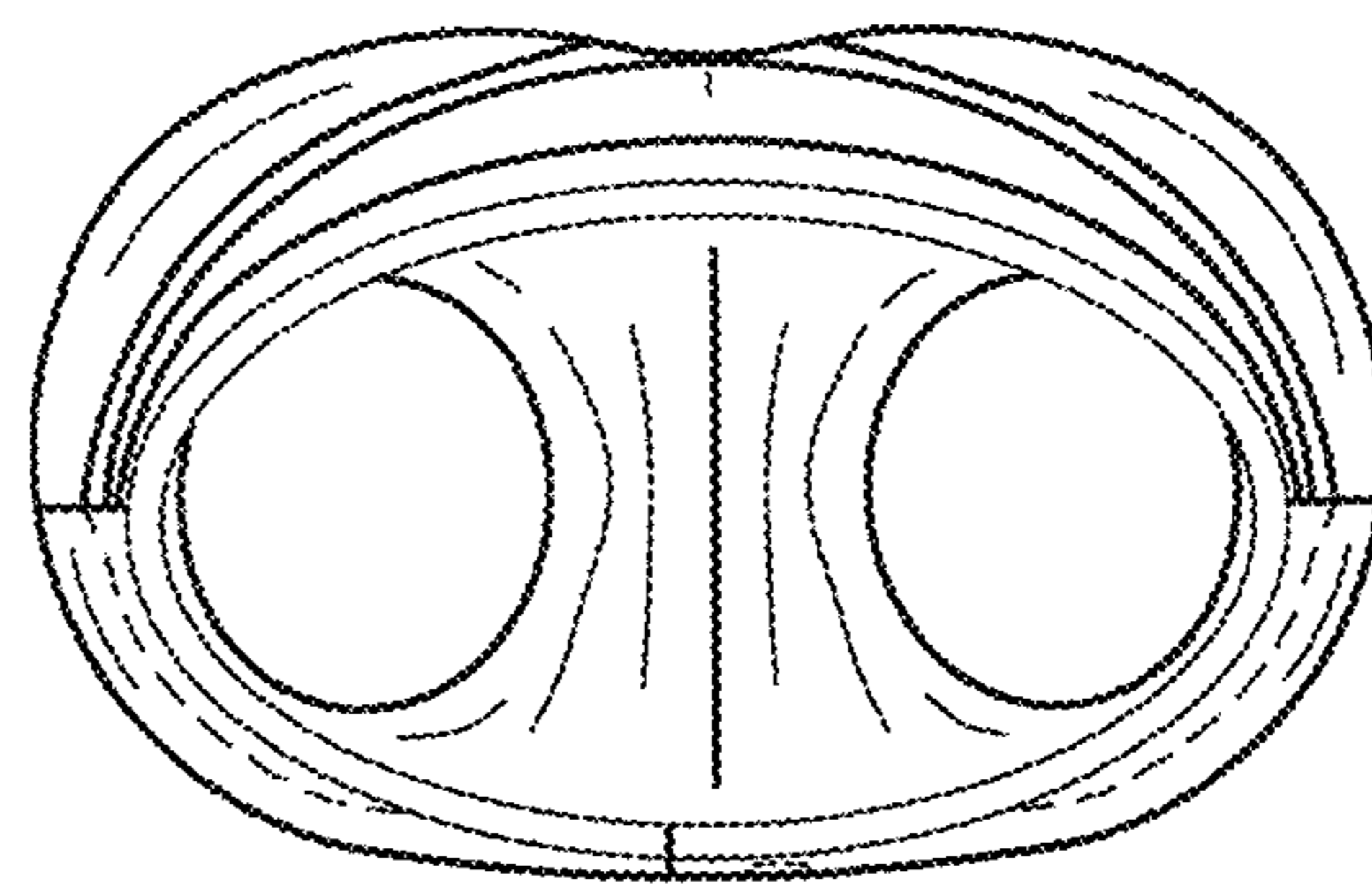


FIG. 5

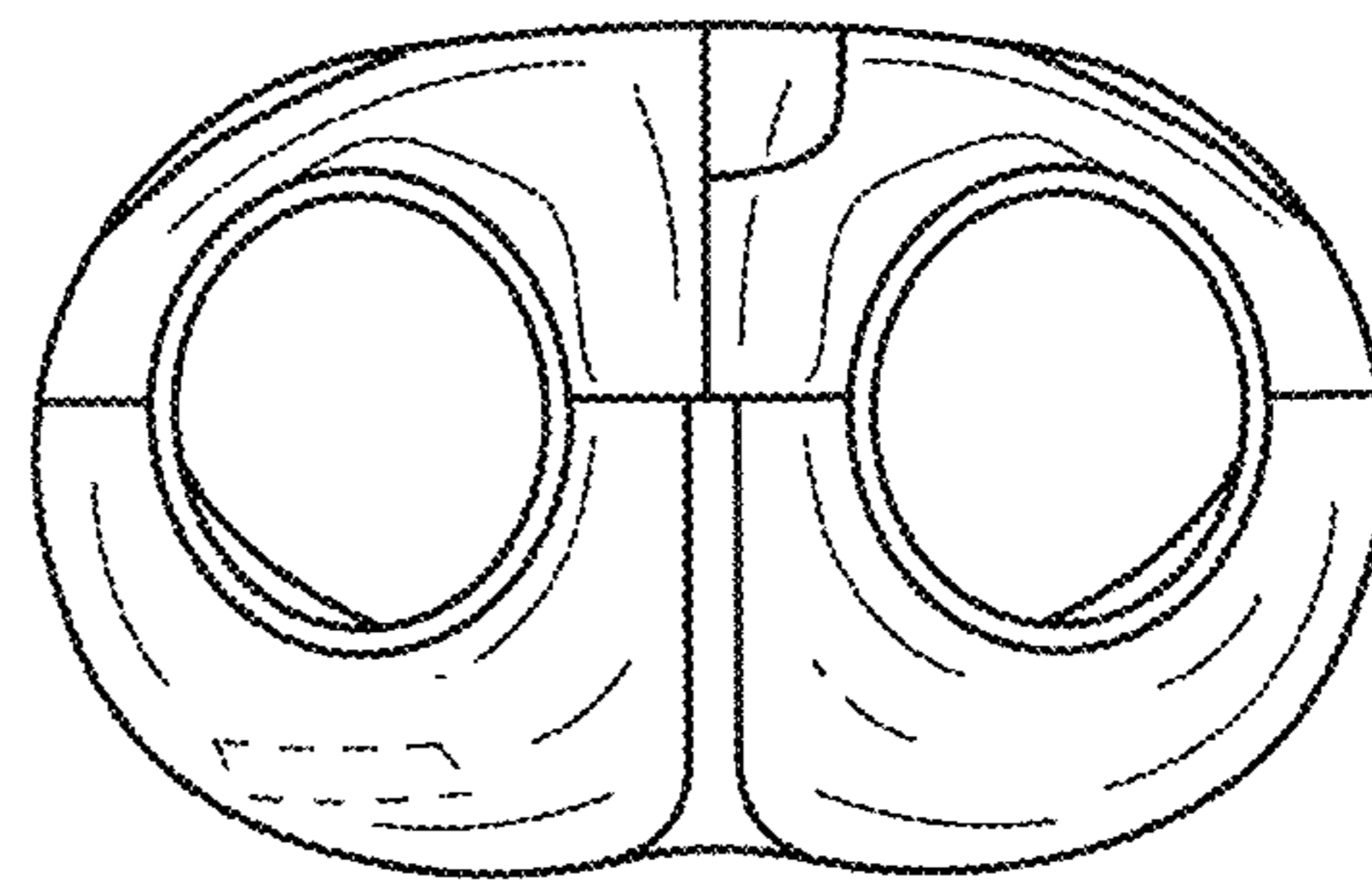


FIG. 6