



US00D796785S

(12) **United States Design Patent** (10) **Patent No.:** **US D796,785 S**
Suarez et al. (45) **Date of Patent:** **** Sep. 12, 2017**

(54) **PANTS**

(71) Applicants: **Essdras M Suarez**, Watertown, MA
(US); **Efrain Rovira**, Cypress, TX (US)

(72) Inventors: **Essdras M Suarez**, Watertown, MA
(US); **Efrain Rovira**, Cypress, TX (US)

(**) Term: **14 Years**

(21) Appl. No.: **29/507,454**

(22) Filed: **Oct. 28, 2014**

(51) **LOC (10) Cl.** **02-02**

(52) **U.S. Cl.**
USPC **D2/742**

(58) **Field of Classification Search**
USPC D2/731, 738, 739, 742, 743, 745, 700,
D2/748, 747
CPC A41D 1/067; A41D 13/065; A41D 27/08;
A41D 1/06; A41D 13/02
See application file for complete search history.

(56) **References Cited**

U.S. PATENT DOCUMENTS

D393,141 S *	4/1998	Glycenfer	D2/728
D469,946 S *	2/2003	Hansen	D2/742
D522,718 S *	6/2006	Rieder	D2/742
D527,512 S *	9/2006	Chionna	D2/742
D580,126 S *	11/2008	Rieder	D2/742
D610,329 S *	2/2010	Prechel	D2/742
D613,927 S *	4/2010	Chionna	D2/742
D641,134 S *	7/2011	Zarabi	D2/712
D645,644 S	9/2011	Iamartino	

D654,661 S	2/2012	Savage	
D663,923 S *	7/2012	Karik	D2/742
D664,737 S *	8/2012	Slank	D2/742
D690,084 S *	9/2013	Grosbol	D2/742
D705,519 S *	5/2014	Meyer	D2/742
D711,626 S	8/2014	Savage	
D730,625 S *	6/2015	Boyle	D2/742
D731,150 S *	6/2015	Styles	D2/742
2009/0293167 A1 *	12/2009	Kottler	A41D 1/08 2/23
2013/0125287 A1 *	5/2013	Boyle	A41D 15/002 2/70

* cited by examiner

Primary Examiner — Holly Baynham

Assistant Examiner — Rashida C Walshon

(74) *Attorney, Agent, or Firm* — Andrew W. Chu; Craft
Chu PLLC

(57) **CLAIM**

The ornamental design for pants, as shown and described.

DESCRIPTION

FIG. 1 is a front elevation view of pants, showing my new design;

FIG. 2 is a rear elevation view thereof;

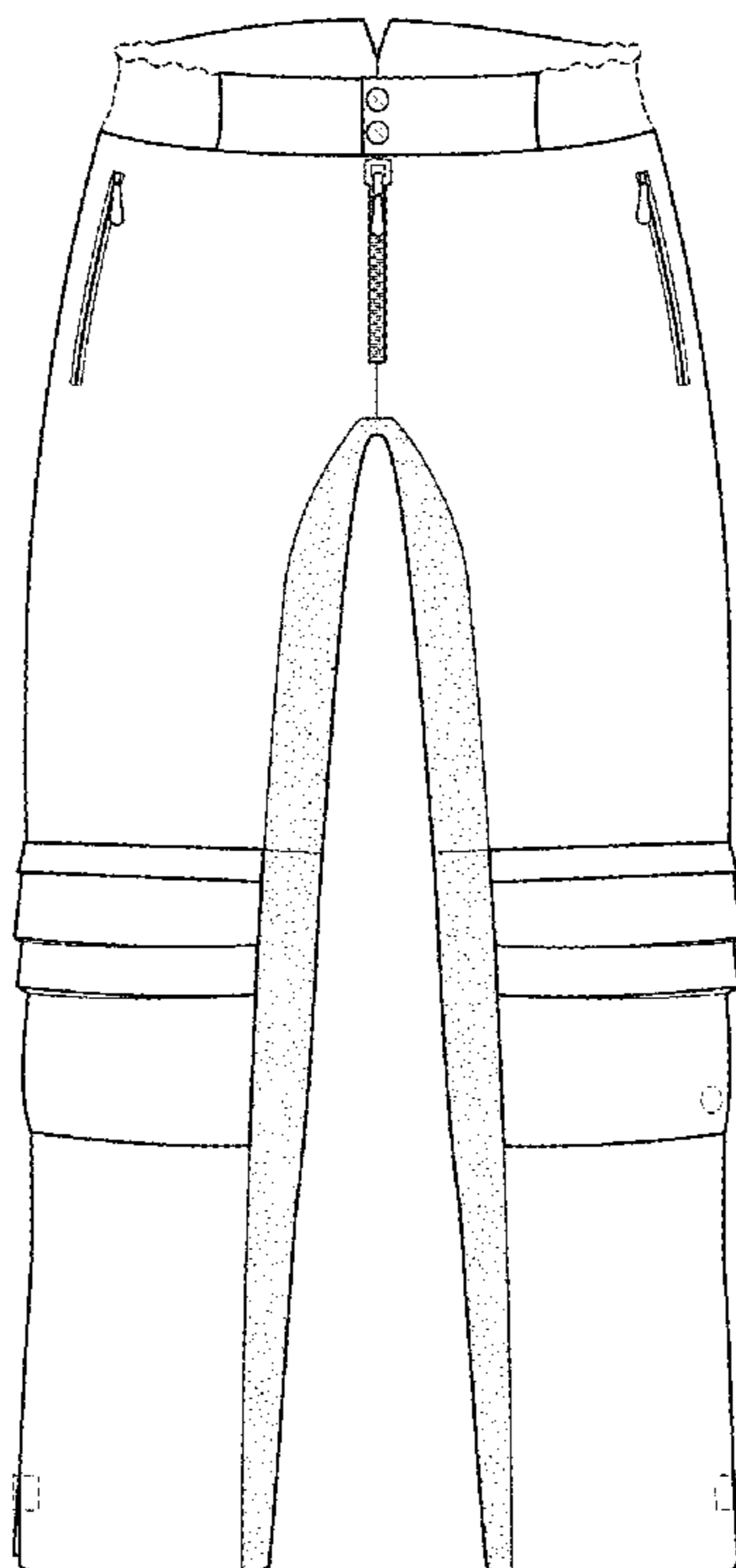
FIG. 3 is a side elevation view thereof;

FIG. 4 is an opposite side view thereof; and,

FIG. 5 is a perspective view thereof.

The speckled pattern on the inner leg portion of the pants represents a tacky surface. The broken lines in the drawing views are for the purpose of illustrating environment and form no part of the claimed design.

1 Claim, 3 Drawing Sheets



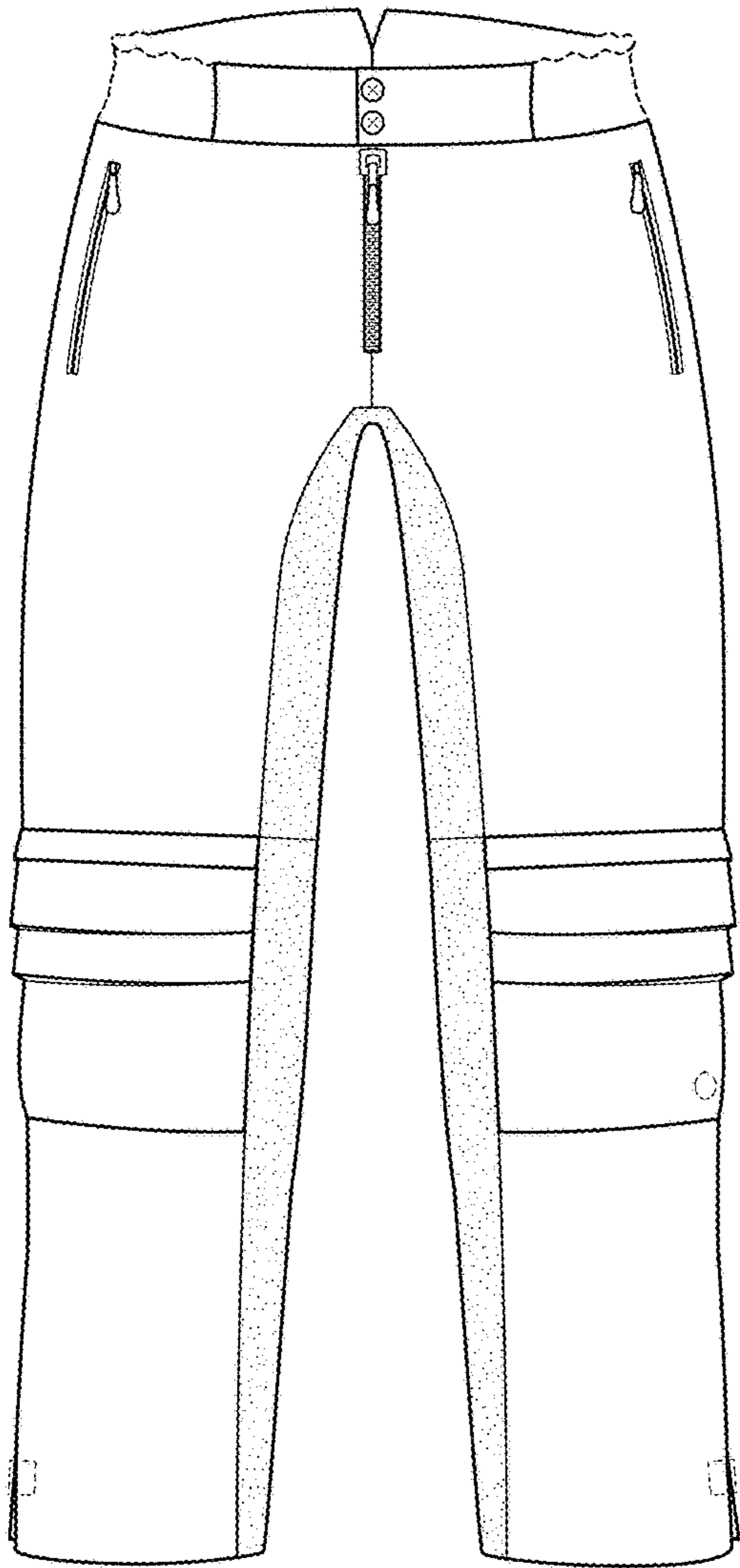


FIG. 1

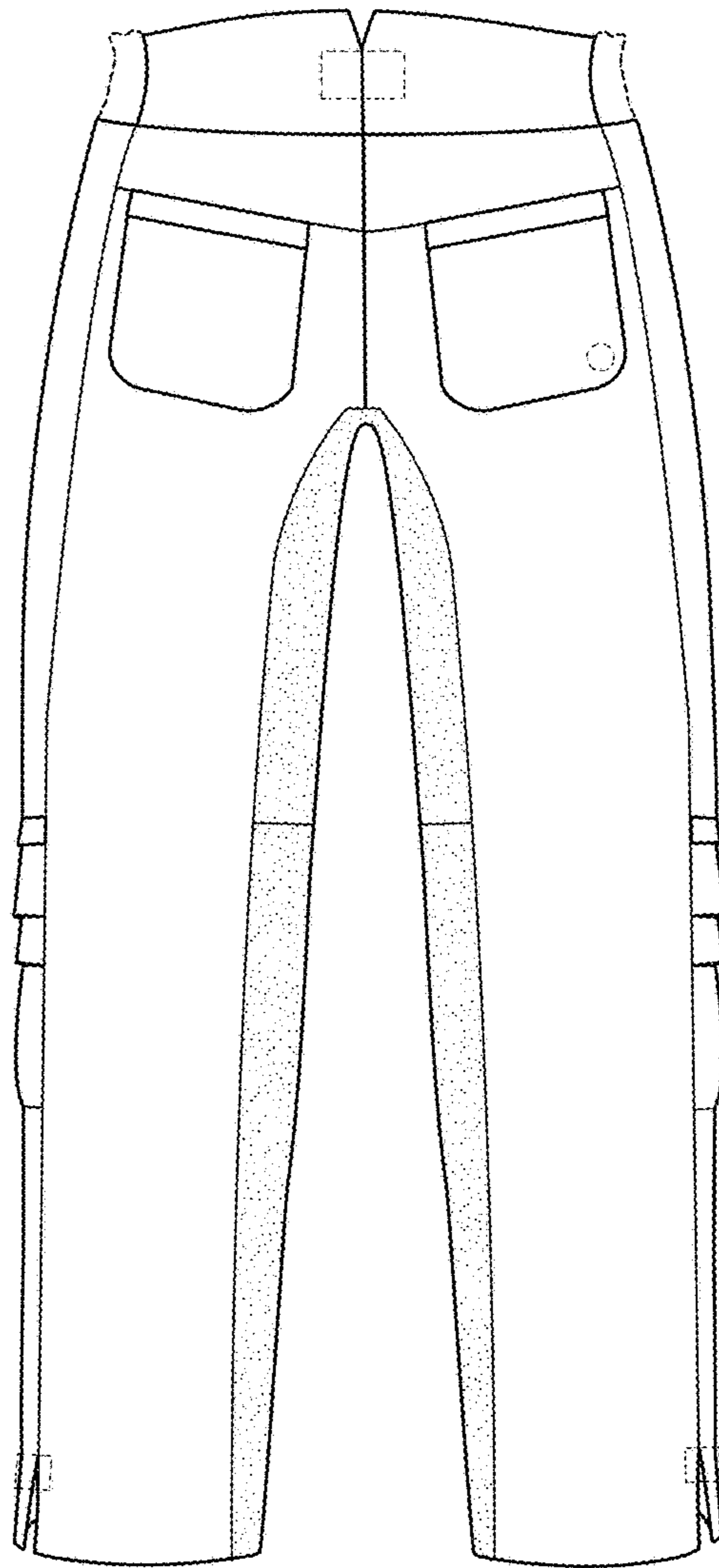


FIG. 2

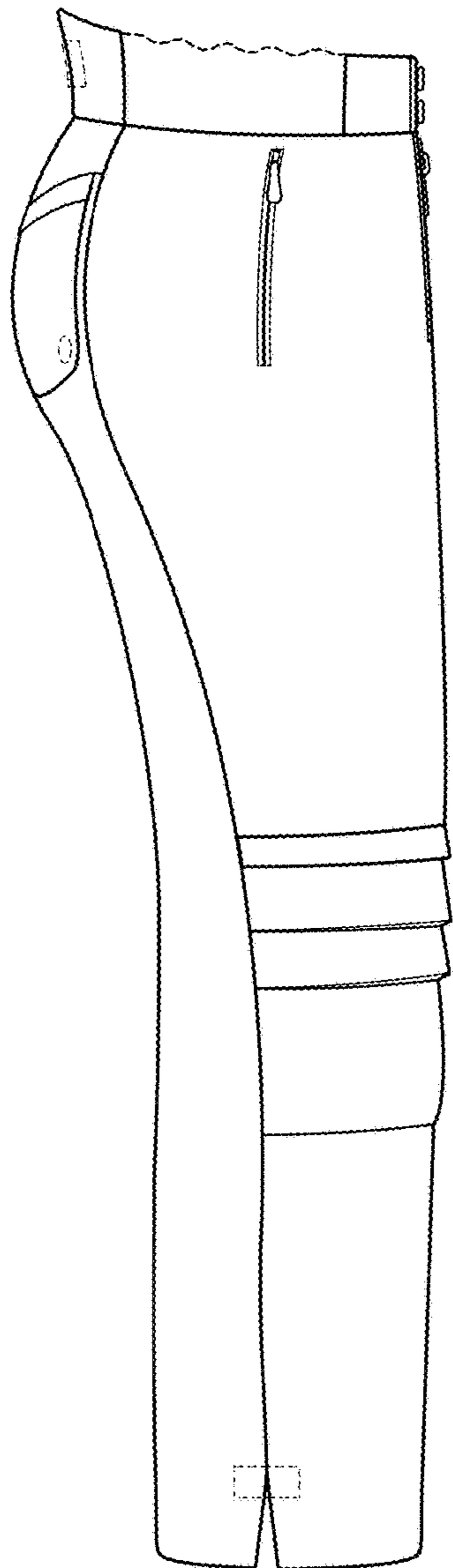


FIG. 3

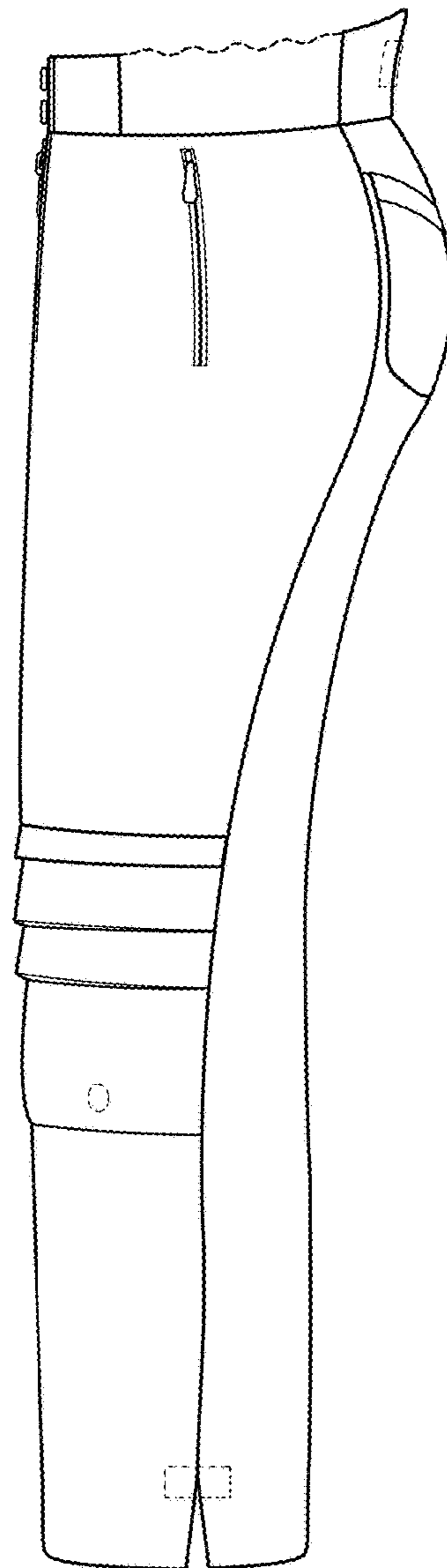


FIG. 4

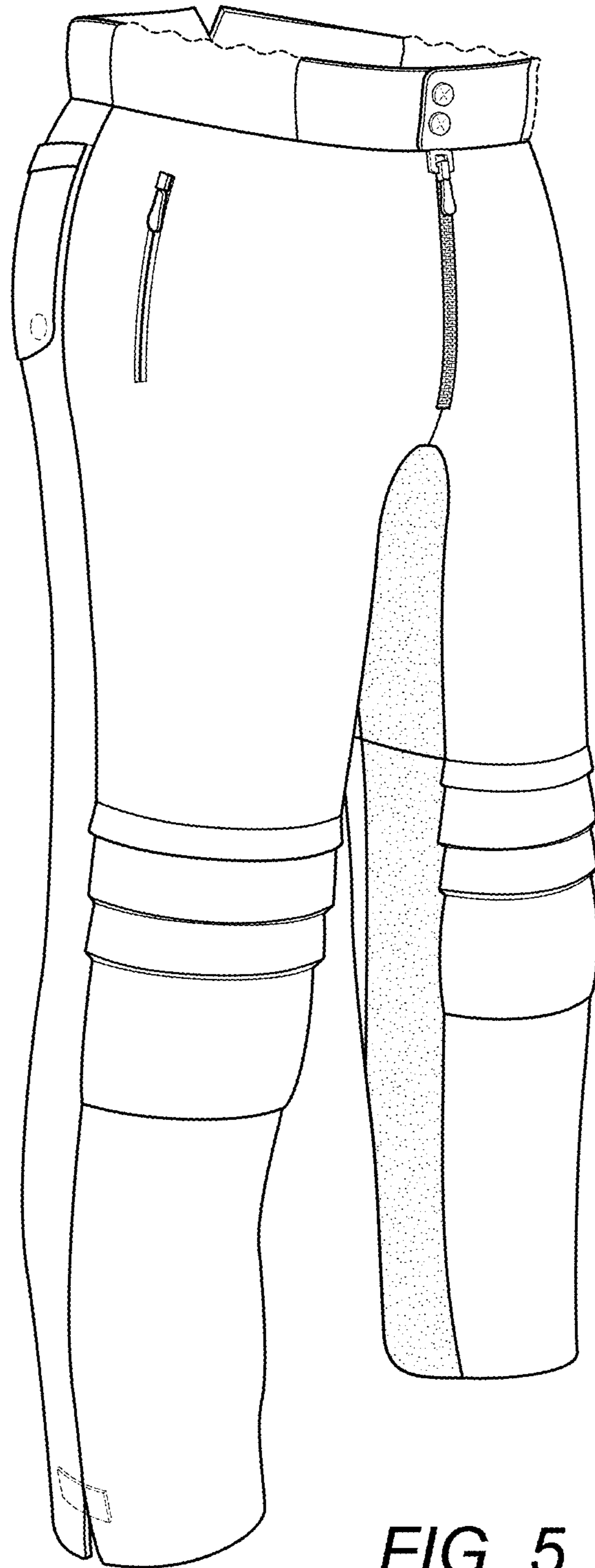


FIG. 5