

US00D796758S

(12) **United States Design Patent**
van der Meijden et al.

(10) **Patent No.:** **US D796,758 S**
(45) **Date of Patent:** **** Sep. 5, 2017**

(54) **BRUSH FOR POOL CLEANER**

FOREIGN PATENT DOCUMENTS

(71) Applicant: **ZODIAC POOL SYSTEMS, INC.**,
Vista, CA (US)

DE 3535213 4/1986
EP 2706170 3/2014

(Continued)

(72) Inventors: **Hendrikus Johannes van der Meijden**, Glen Austin (ZA); **Bruce Harbottle**, Gauteng (ZA); **John Dennis Crooks**, San Diego, CA (US)

OTHER PUBLICATIONS

Design U.S. Appl. No. 29/550,843, Notice of Allowance, Mailed Aug. 22, 2016, 10 pages.

(Continued)

(73) Assignee: **ZODIAC POOL SYSTEMS, INC.**,
Vista, CA (US)

(**) Term: **15 Years**

Primary Examiner — Ruth McInroy

(21) Appl. No.: **29/550,982**

(74) *Attorney, Agent, or Firm* — Kilpatrick Townsend & Stockton LLP; Dean W. Russell; Renae Bailey Wainwright

(22) Filed: **Jan. 8, 2016**

(51) **LOC (10) Cl.** **15-05**

(57) **CLAIM**

(52) **U.S. Cl.**
USPC **D32/31**

The ornamental design for a brush for pool cleaner, as shown and described.

(58) **Field of Classification Search**
USPC D8/396; D32/31-33, 35, 40, 50, 51
CPC F16M 13/02; A24F 19/092; F16L 27/12;
A47L 9/242; A47L 9/02; A47L 9/06;
A47L 9/0673; A47L 5/362; A47L 5/28;
A47L 5/34; A47L 5/30; A47G 25/66;
E04H 4/1654

DESCRIPTION

See application file for complete search history.

FIG. 1 is a perspective front view of a brush for pool cleaner. FIG. 2 is a perspective rear view of the brush for pool cleaner of FIG. 1. FIG. 3 is a left side view of the brush for pool cleaner of FIG. 1. FIG. 4 is a right view of the brush for pool cleaner of FIG. 1. FIG. 5 is a front view of the brush for pool cleaner of FIG. 1. FIG. 6 is a rear view of the brush for pool cleaner of FIG. 1. FIG. 7 is a top view of the brush for pool cleaner of FIG. 1; and, FIG. 8 is a bottom view of the brush for pool cleaner of FIG. 1. The broken lines form no part of the claimed design.

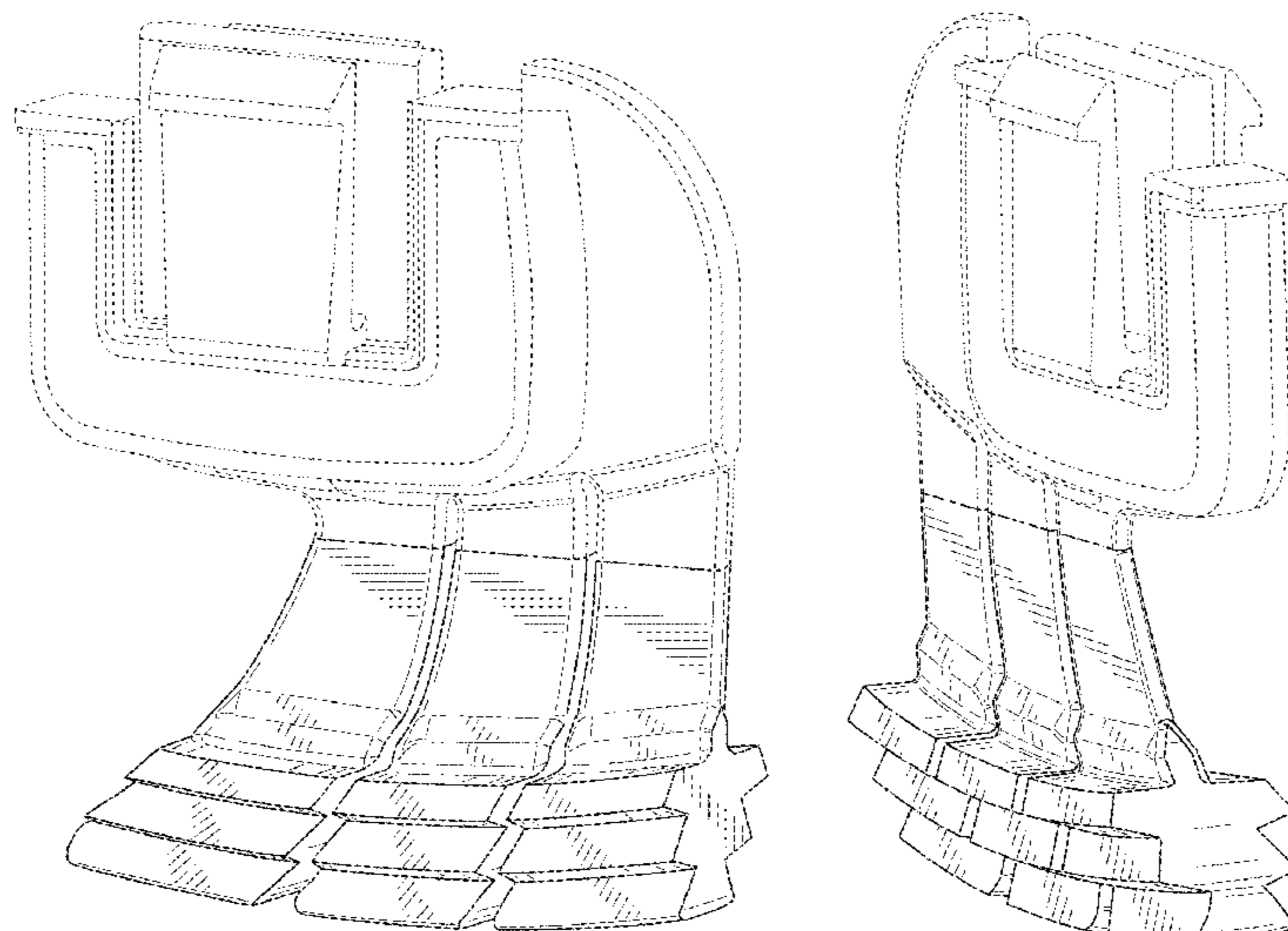
(56) **References Cited**

U.S. PATENT DOCUMENTS

3,324,492 A	6/1967	Myers et al.	
D271,816 S	* 12/1983	Price	D32/32
D358,235 S	5/1995	Brooks et al.	
D373,230 S	8/1996	Sebor et al.	
D408,104 S	4/1999	Adam	
5,947,051 A	9/1999	Geiger	
D430,960 S	9/2000	van der Meyden et al.	
D529,669 S	10/2006	Blanc-tailleur	
D580,260 S	11/2008	Collins et al.	
D585,166 S	1/2009	Strutt et al.	

(Continued)

1 Claim, 6 Drawing Sheets



(56)

References Cited

U.S. PATENT DOCUMENTS

D605,370 S 12/2009 Kellogg
 D625,588 S 10/2010 Norris et al.
 D630,810 S * 1/2011 Bruneel D32/21
 D637,779 S * 5/2011 Bruneel D32/33
 D644,799 S 9/2011 Bruneel
 D653,938 S 2/2012 Bergkvist
 D659,309 S 5/2012 Benacquisto et al.
 D691,336 S 10/2013 Griffin et al.
 8,997,293 B2 4/2015 Pichon et al.
 D728,737 S 5/2015 Mueller et al.
 D738,713 S 9/2015 Volin
 D746,522 S 12/2015 Erlich et al.
 D756,208 S 5/2016 Downs
 D756,211 S 5/2016 Downs
 D757,533 S 5/2016 Ormsbee et al.
 D758,833 S 6/2016 Vail et al.
 D759,476 S 6/2016 Yamashita et al.
 D760,977 S * 7/2016 van der Meijden D32/33
 D760,978 S * 7/2016 van der Meijden D32/33
 D762,031 S 7/2016 Niedzwecki
 D773,765 S * 12/2016 van der Meijden D32/33
 2011/0000036 A1 1/2011 Pichon et al.
 2011/0314617 A1 12/2011 Van Der Meijden et al.

2014/0165307 A1* 6/2014 Hui E04H 4/1654
 15/1.7
 2014/0310894 A1 10/2014 van der Meijden et al.
 2016/0025101 A1 1/2016 Tadokoro et al.
 2016/0025107 A1 1/2016 Pettitt
 2016/0032729 A1 2/2016 Turner
 2016/0053617 A1 2/2016 Grelotti et al.
 2016/0060887 A1* 3/2016 Tryber E04H 4/1654
 15/1.7
 2016/0333600 A1* 11/2016 van der Meijden .. E04H 4/1654

FOREIGN PATENT DOCUMENTS

GB 2184647 7/1987
 WO 2008096325 8/2008

OTHER PUBLICATIONS

International Patent Application No. PCT/US2016/032302, International Search Report and Written Opinion, mailed Jul. 27, 2016, 15 pages.
 Design U.S. Appl. No. 29/526,824 , Notice of Allowance, mailed Mar. 21, 2016, 6 pages.
 Design U.S. Appl. No. 29/526,867 , Notice of Allowance, mailed Mar. 21, 2016, 9 pages.

* cited by examiner

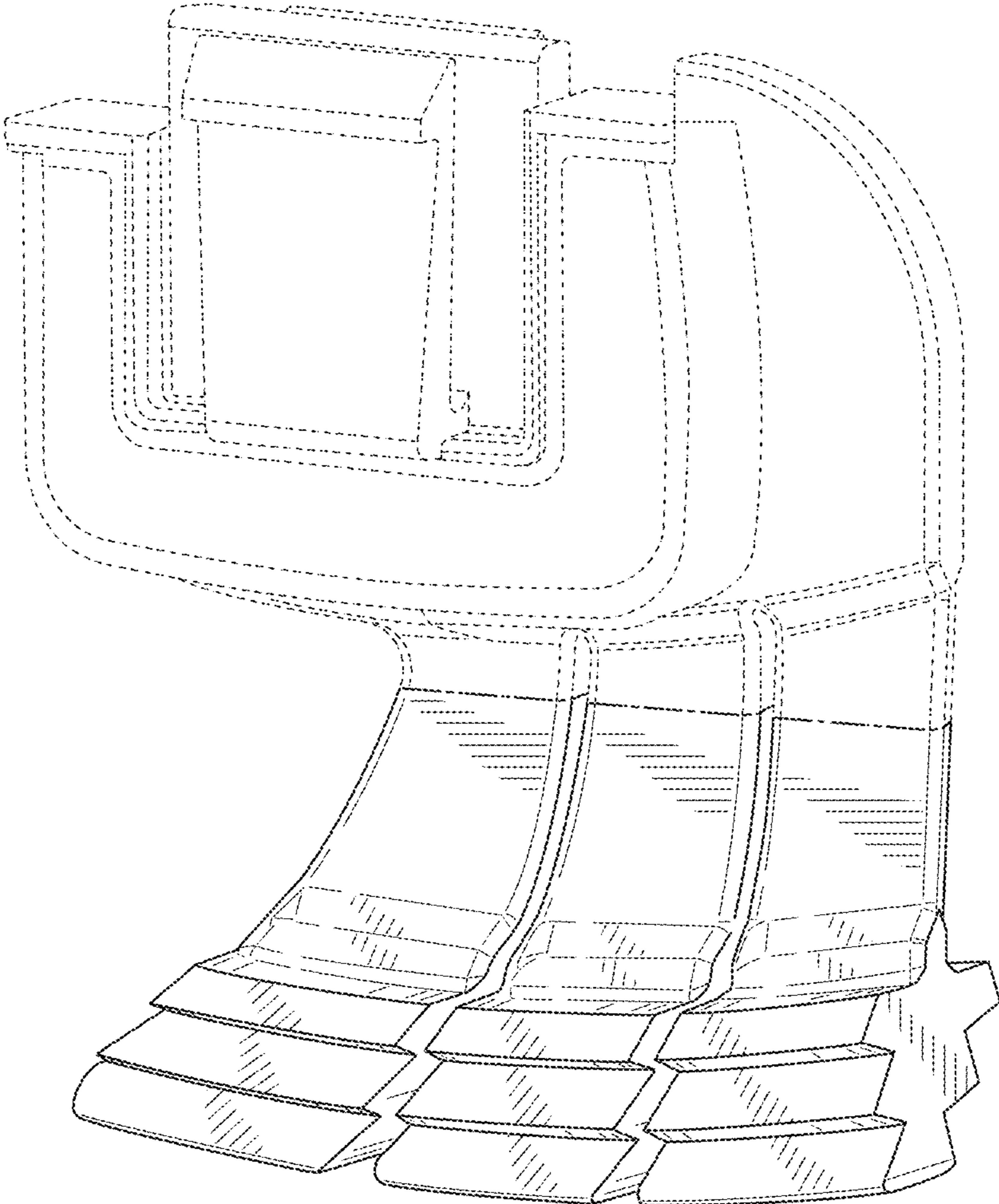


FIG. 1

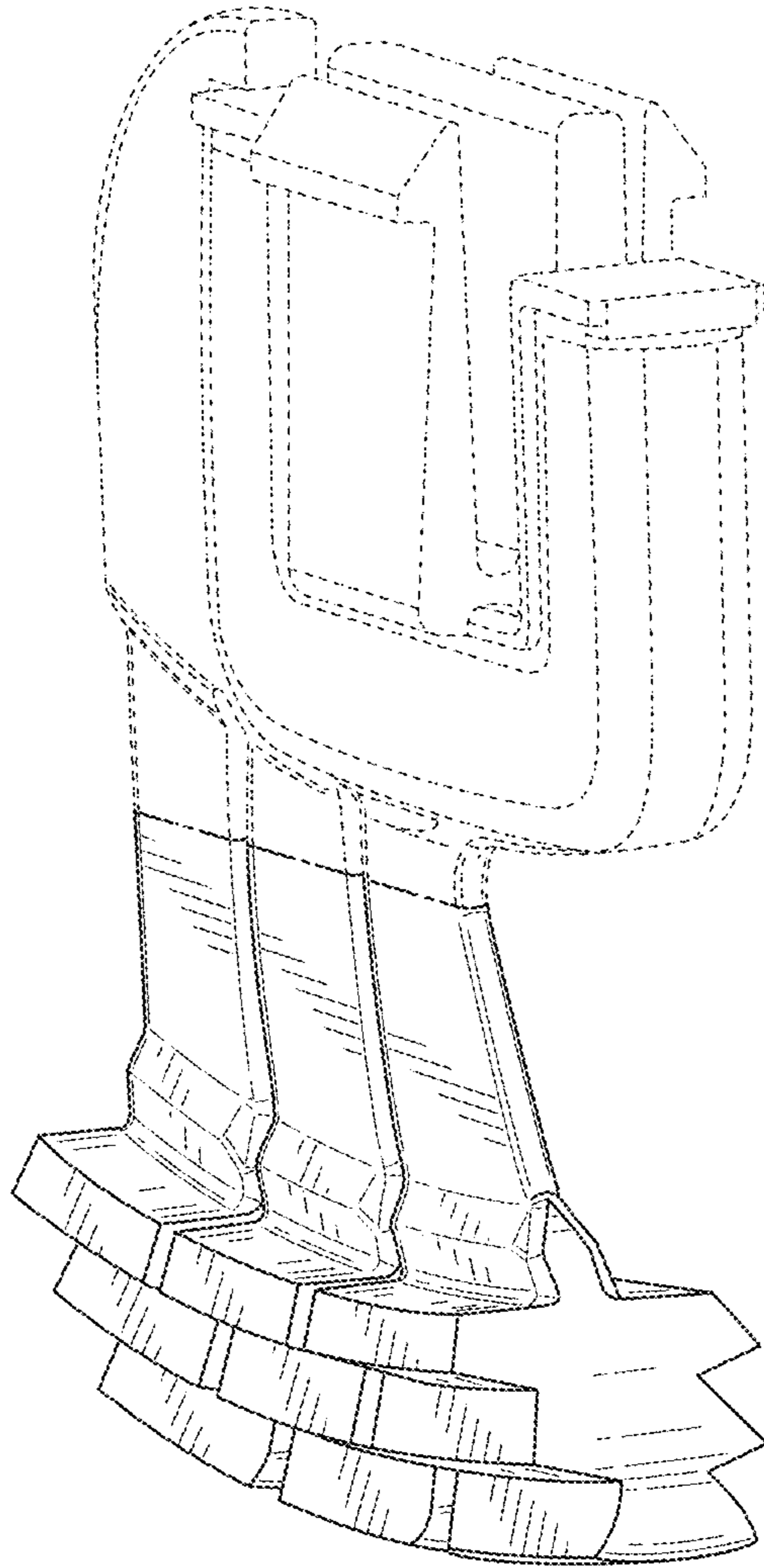


FIG. 2

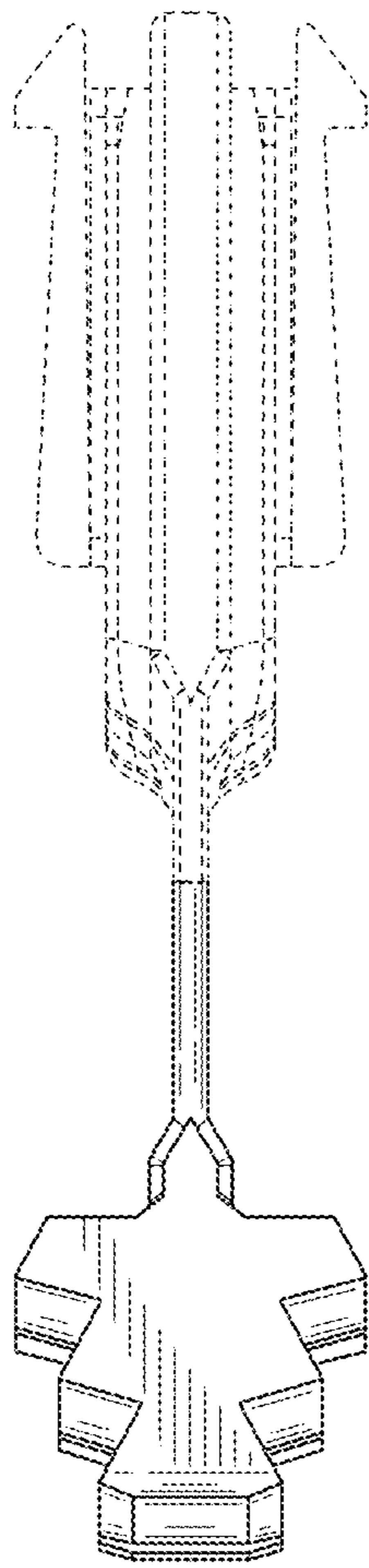


FIG. 3

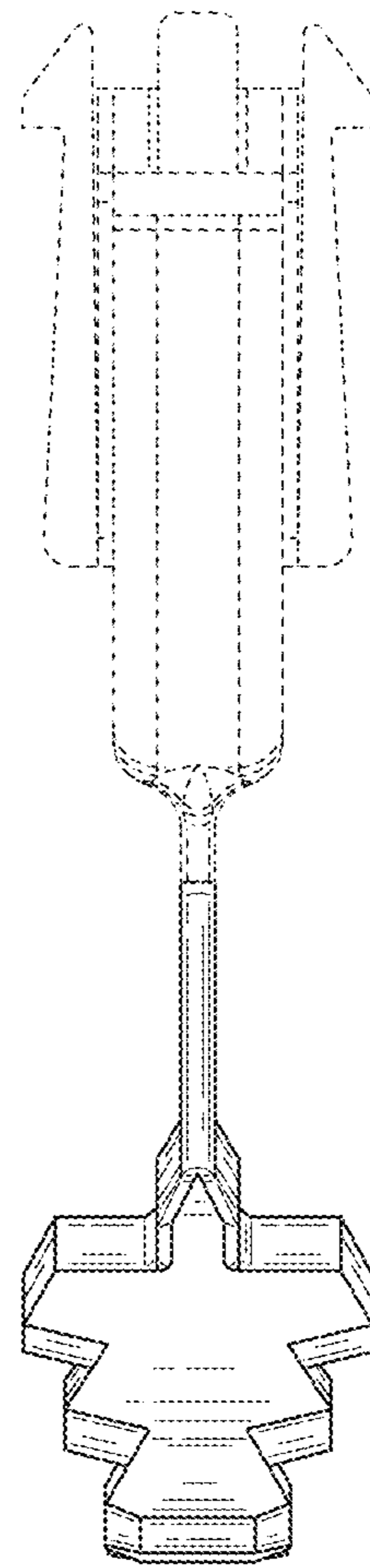


FIG. 4

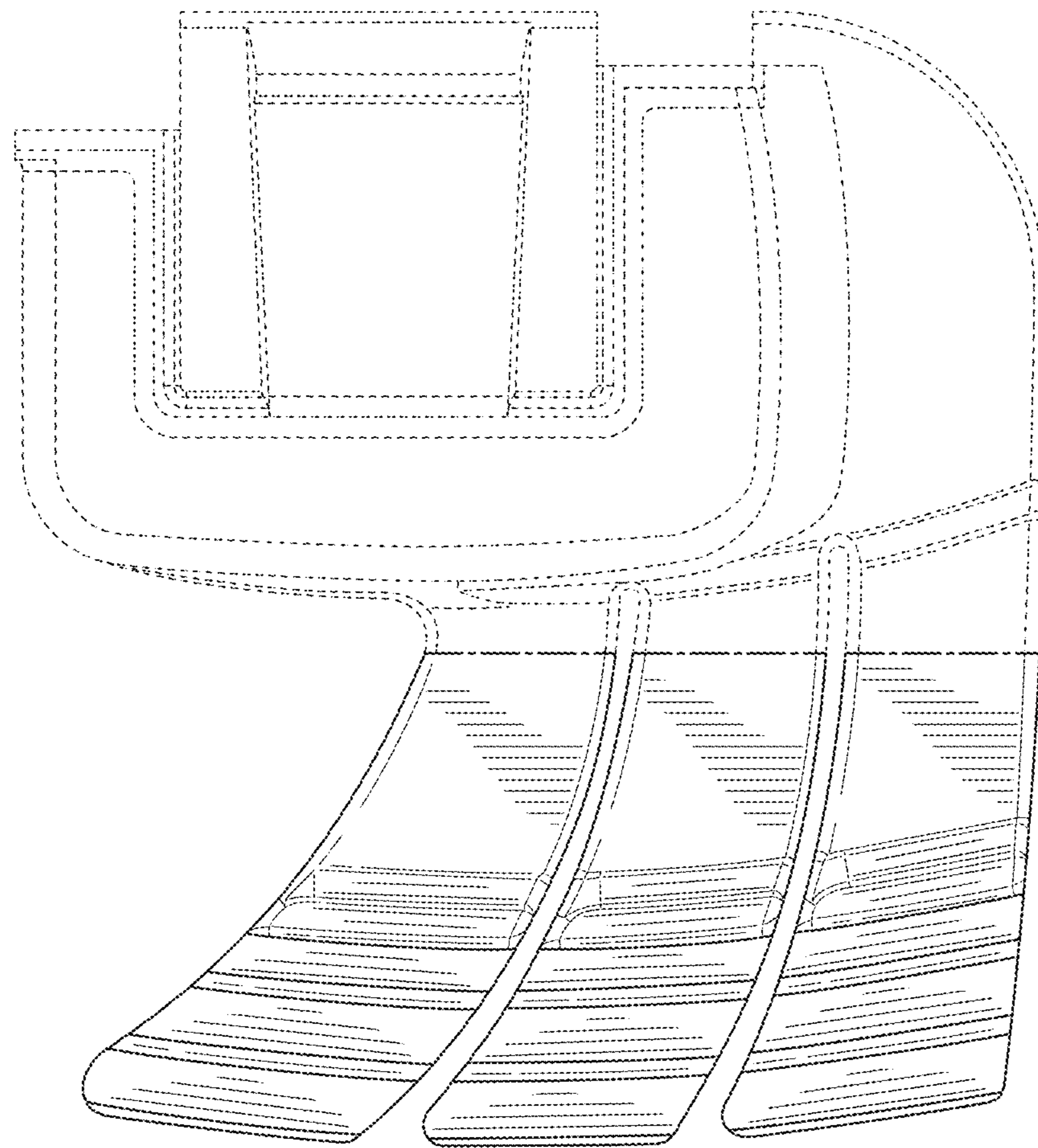


FIG. 5

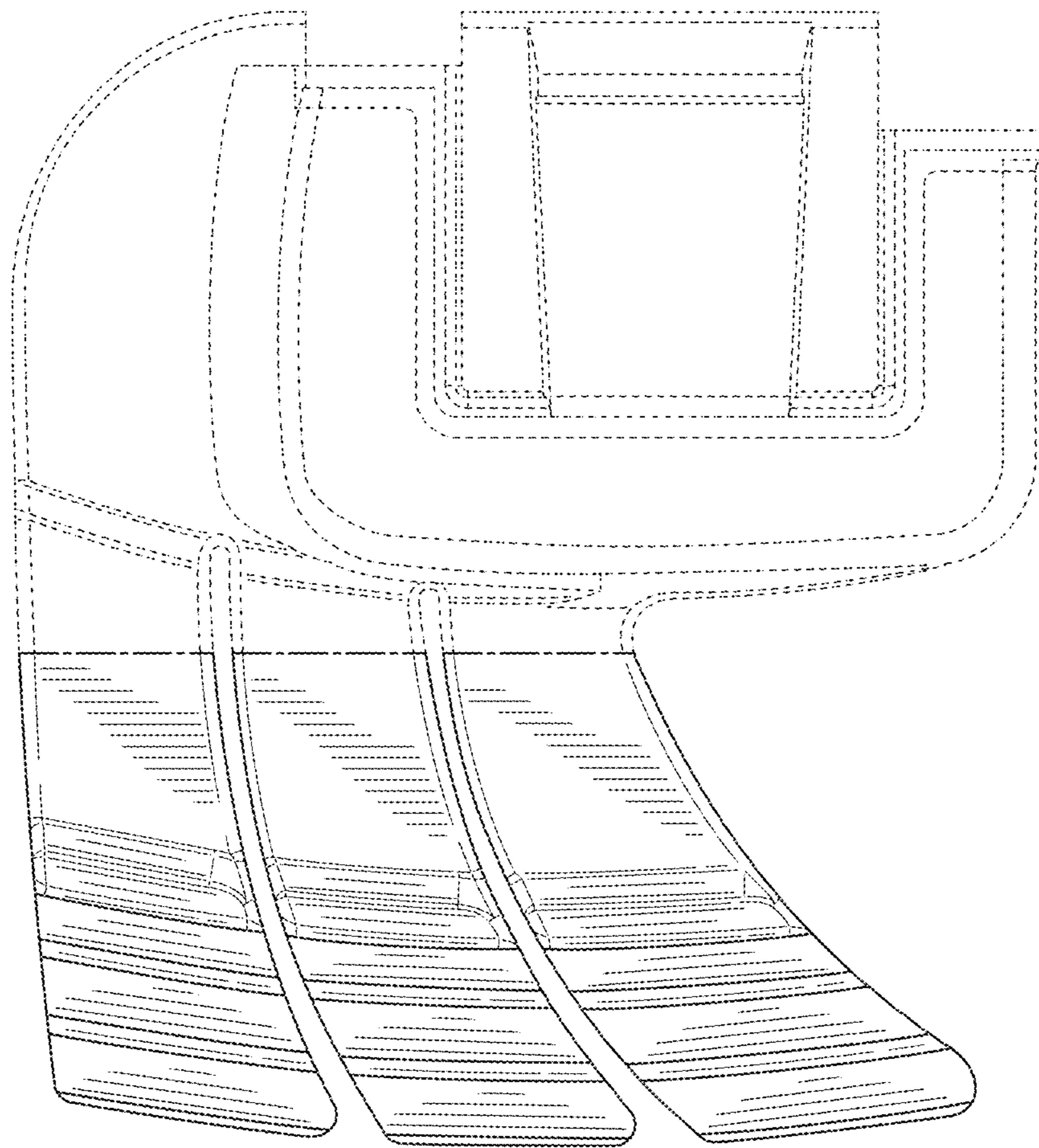


FIG. 6

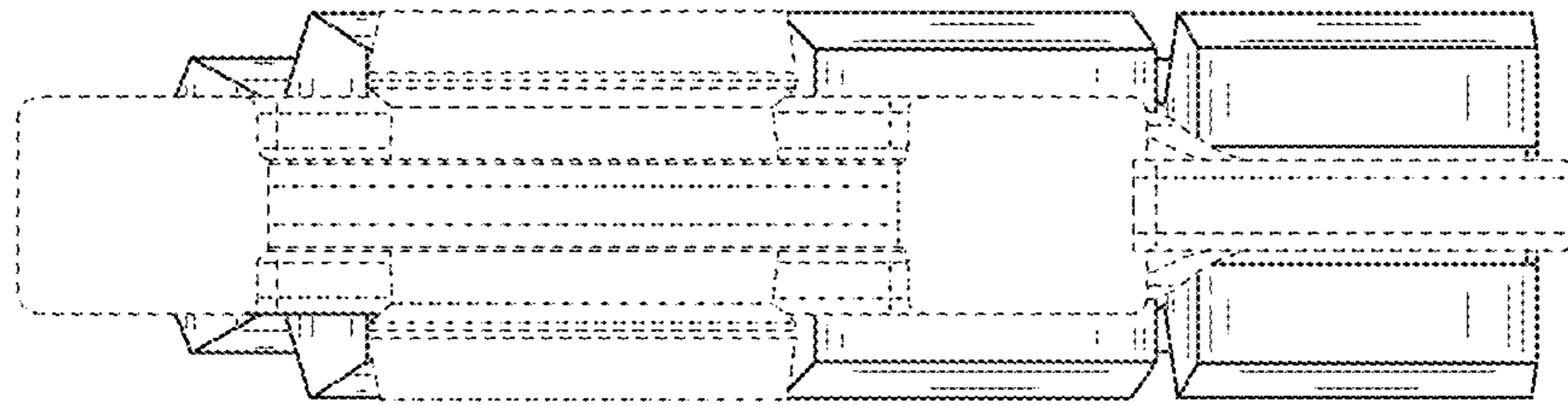


FIG. 7

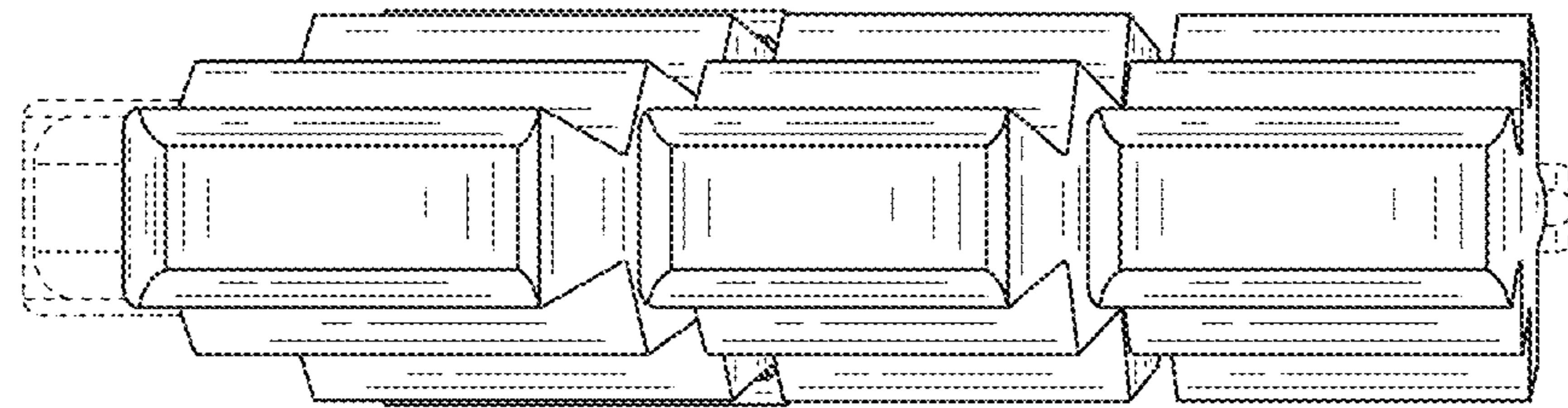


FIG. 8