



US00D796752S

(12) **United States Design Patent** (10) **Patent No.:** **US D796,752 S**
Bixby et al. (45) **Date of Patent:** **** Sep. 5, 2017**

(54) **FRONTLOAD WASHING/DRYING APPLIANCE**

(71) Applicant: **Whirlpool Corporation**, Benton Harbor, MI (US)

(72) Inventors: **Seth E. Bixby**, Saint Joseph, MI (US); **Andrew C. Kubasiak**, Saint Joseph, MI (US)

(73) Assignee: **Whirlpool Corporation**, Benton Harbor, MI (US)

(**) Term: **14 Years**

(21) Appl. No.: **29/498,829**

(22) Filed: **Aug. 8, 2014**

(51) **LOC (10) Cl.** **15-05**

(52) **U.S. Cl.**
USPC **D32/6**

(58) **Field of Classification Search**
USPC D32/1, 5-6, 8, 25, 28, 29
CPC D06F 58/00; D06F 58/02; D06F 58/04;
D06F 58/20; D06F 23/04; D06F 33/02;
D06F 2204/065; D06F 25/00; D06F
35/006; D06F 37/28; D06F 39/14; G05B
19/042

See application file for complete search history.

(56) **References Cited**

U.S. PATENT DOCUMENTS

D631,624 S *	1/2011	Chung	D32/6
D739,097 S *	9/2015	Qin	D32/6
D746,521 S *	12/2015	Ha	D32/6
D759,909 S *	6/2016	Kim	D32/6
D762,021 S *	7/2016	Qin	D32/6
D762,025 S *	7/2016	Joo	D32/6
D764,722 S *	8/2016	Jo	D32/6
D769,553 S *	10/2016	Lee	D32/6

D770,103 S *	10/2016	Ha	D32/6
D770,698 S *	11/2016	Lee	D32/6
D770,707 S *	11/2016	Ha	D32/6
D771,330 S *	11/2016	Ha	D32/6
D773,755 S *	12/2016	Hwang	D32/6
D773,757 S *	12/2016	Hwang	D32/6
D774,715 S *	12/2016	Kim	D32/6
D774,716 S *	12/2016	Kim	D32/6

* cited by examiner

Primary Examiner — Michael A. Pratt

Assistant Examiner — Michelle E Wilson

(74) *Attorney, Agent, or Firm* — Price Heneveld LLP

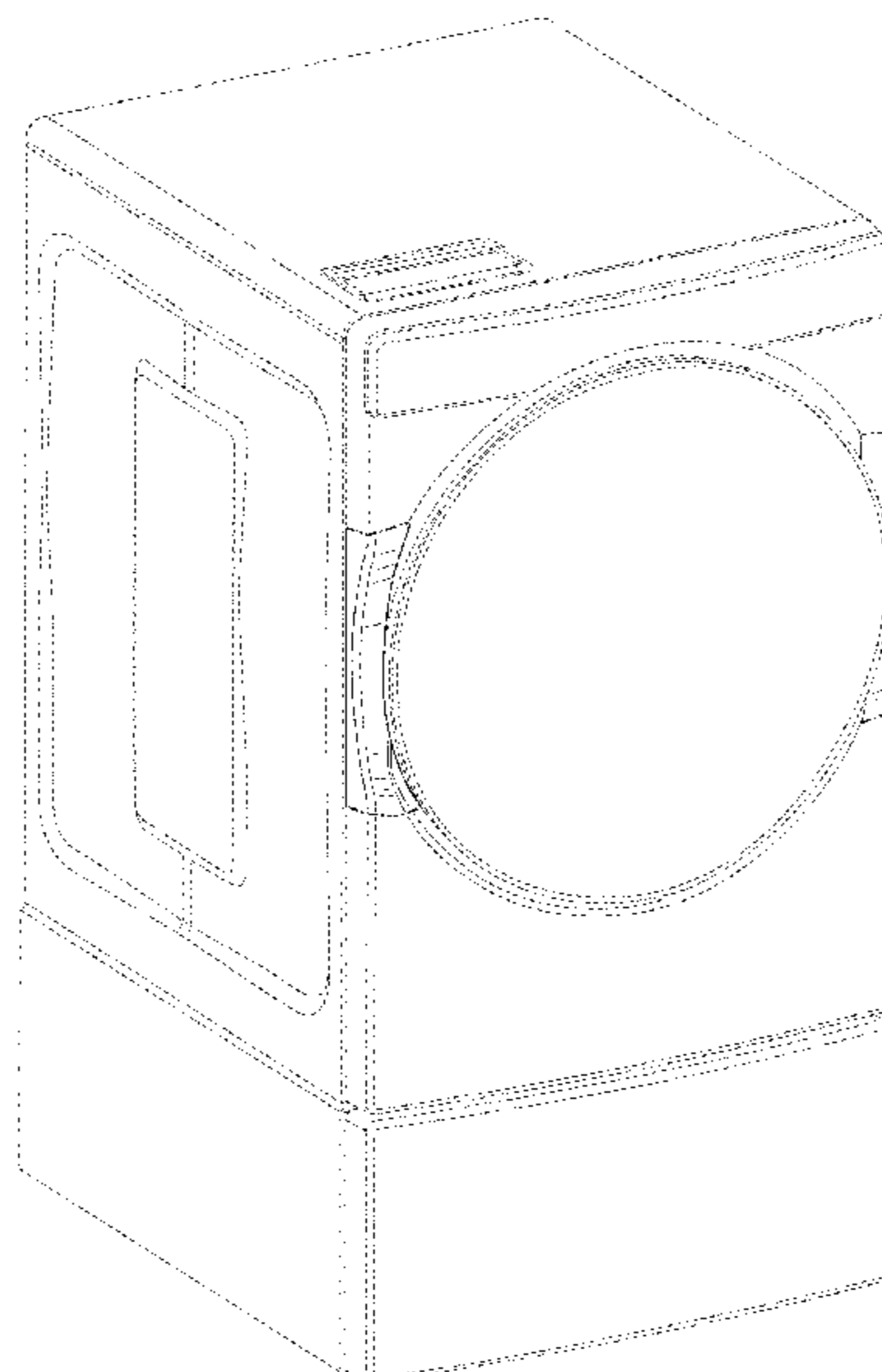
(57) **CLAIM**

We claim the ornamental design for a frontload washing/drying appliance, as shown and described.

DESCRIPTION

FIG. 1 is a top perspective view of the frontload washing/drying appliance of the present invention;
 FIG. 2 is a first side elevation view of the frontload washing/drying appliance thereof;
 FIG. 3 is a second side elevation view of the frontload washing/drying appliance thereof;
 FIG. 4 is a third side elevation view of the frontload washing/drying appliance thereof;
 FIG. 5 is a fourth side elevation view of the frontload washing/drying appliance thereof;
 FIG. 6 is a top plan view of the frontload washing/drying appliance thereof;
 FIG. 7 is a bottom plan view of the frontload washing/drying appliance thereof; and,
 FIG. 8 is second top perspective view of the frontload washing/drying appliance thereof.
 The broken lines in the figures are for contextual purposes or show the environment and form no part of the claimed design.

1 Claim, 8 Drawing Sheets



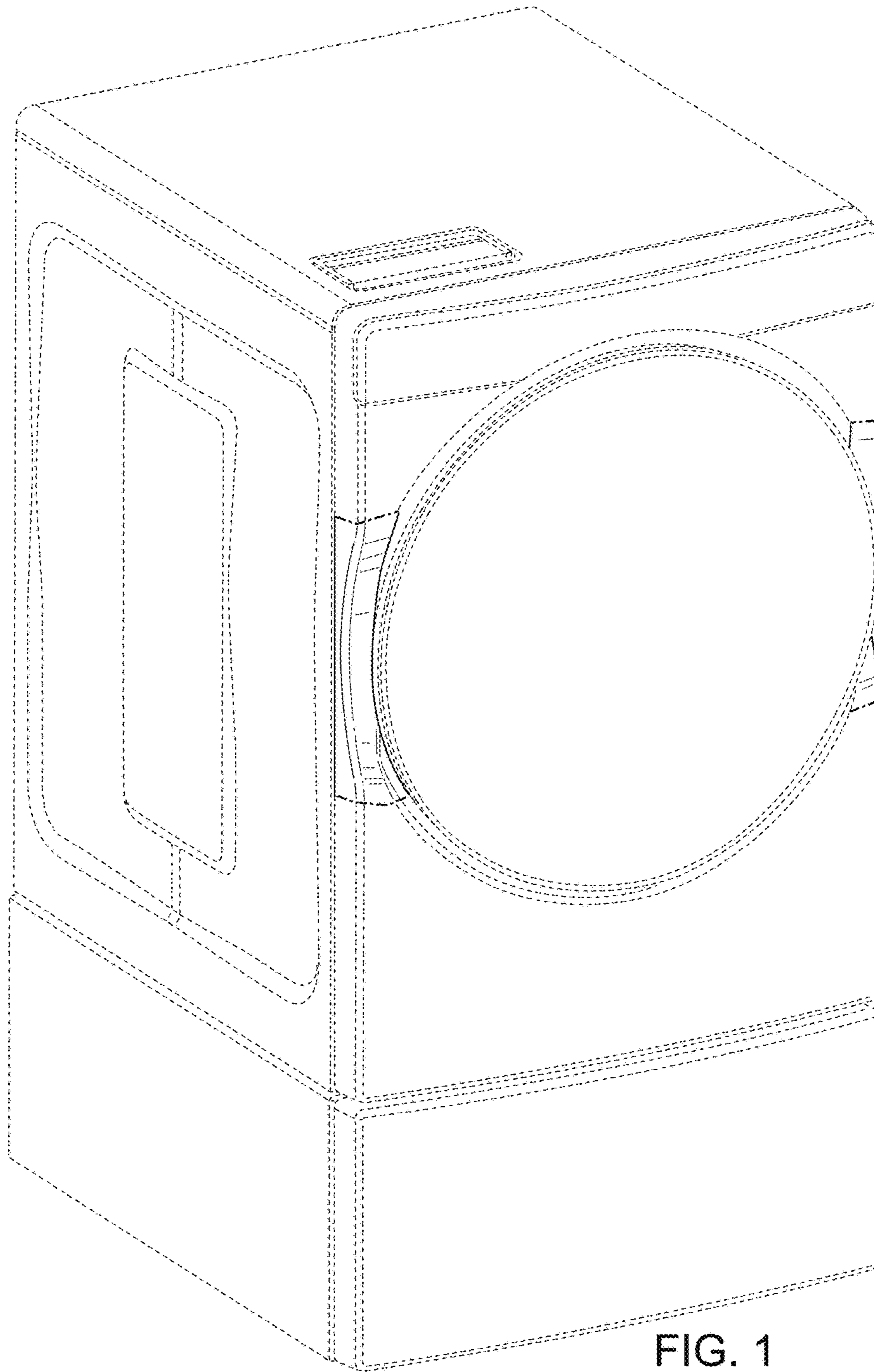


FIG. 1

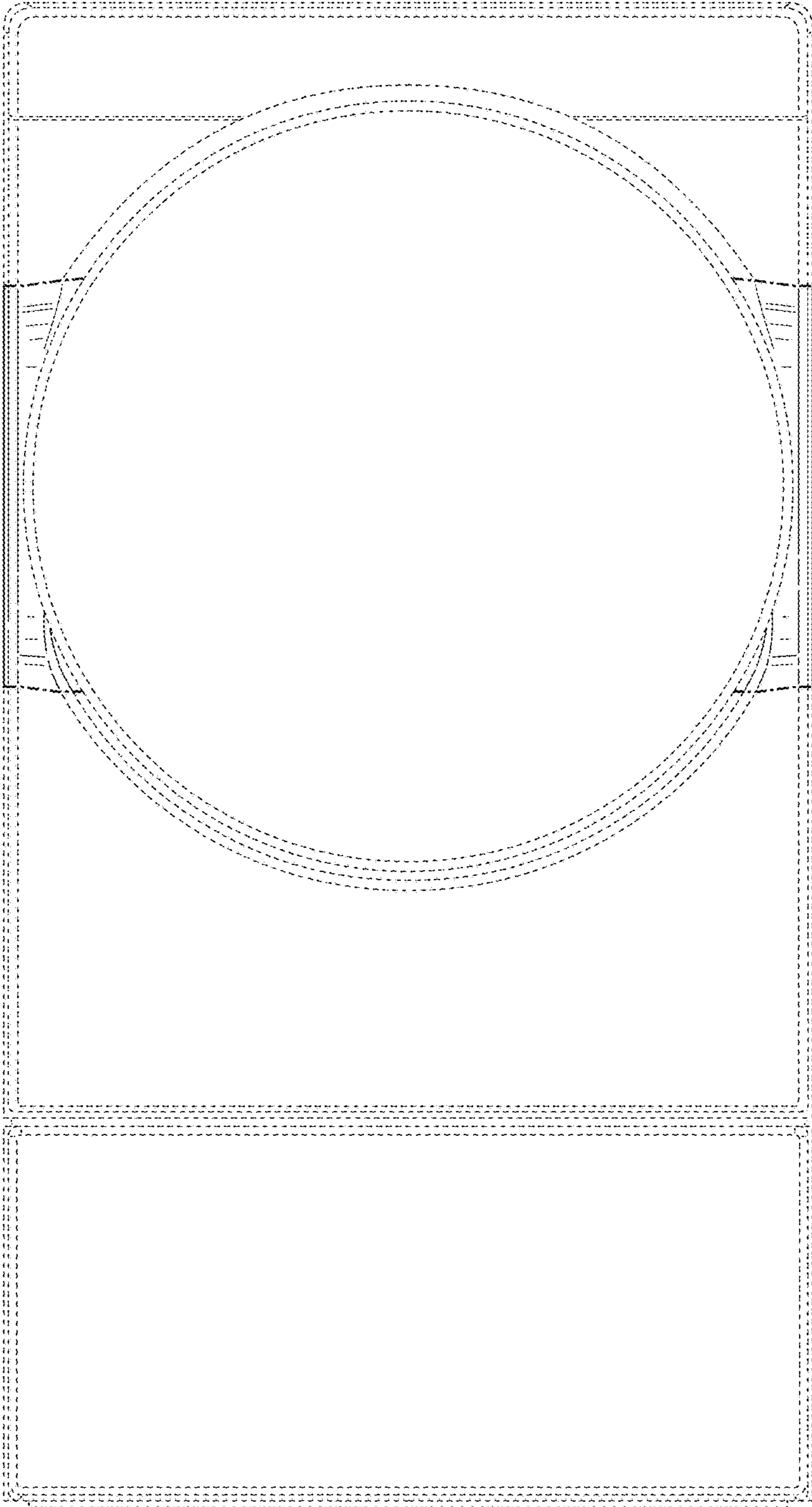


FIG. 2




FIG. 3

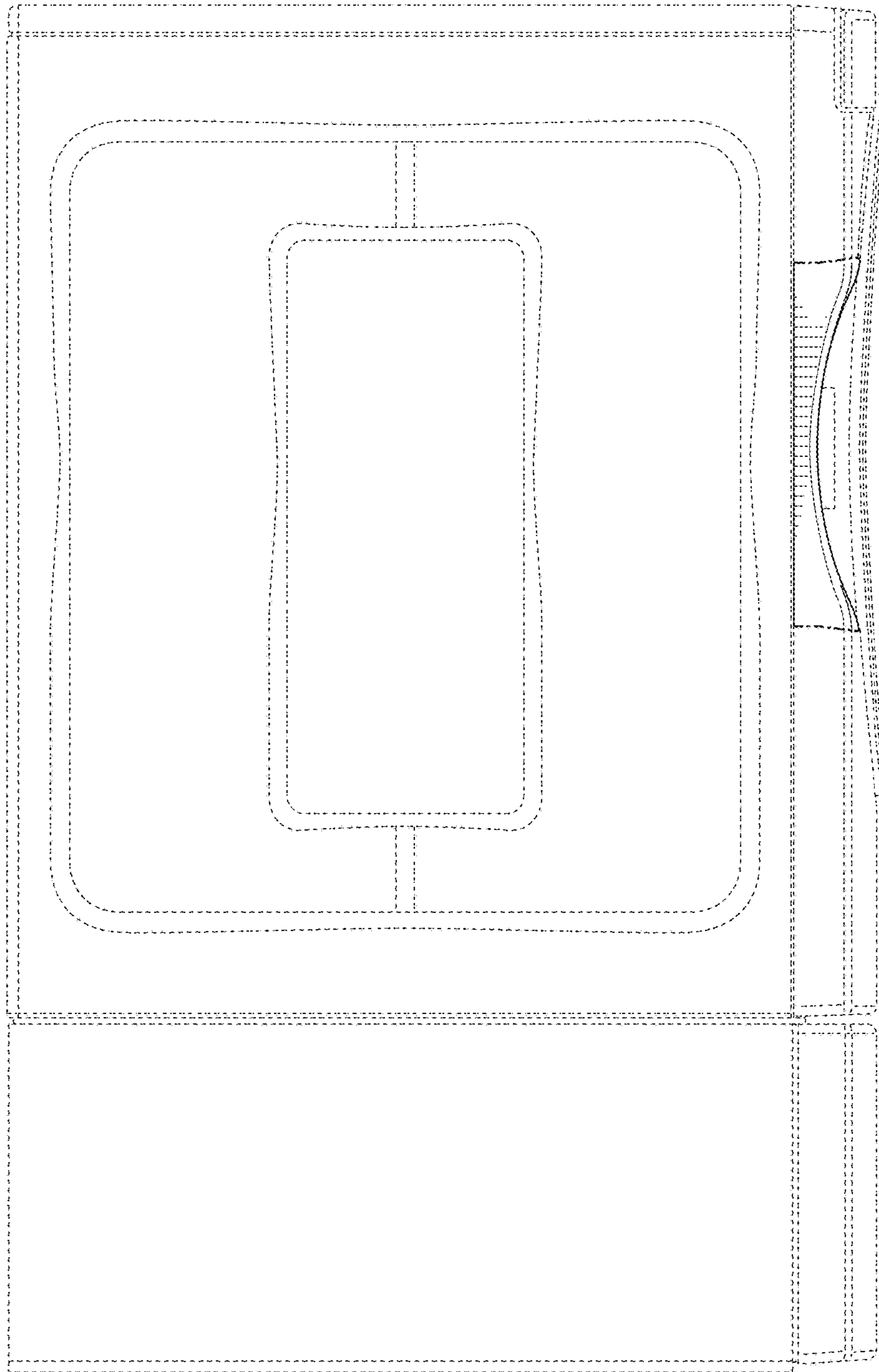


FIG. 4

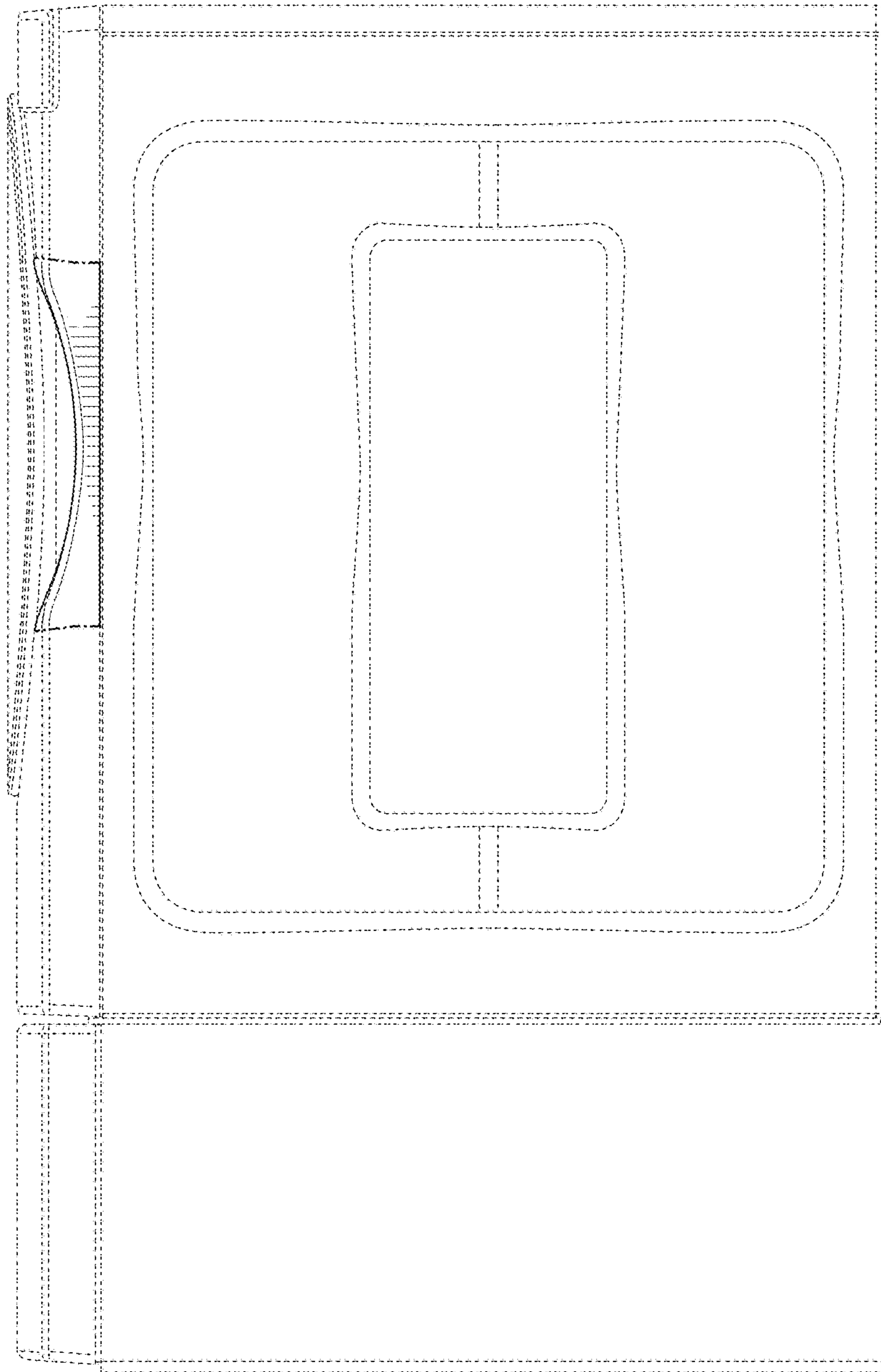


FIG. 5




FIG. 6




FIG. 7

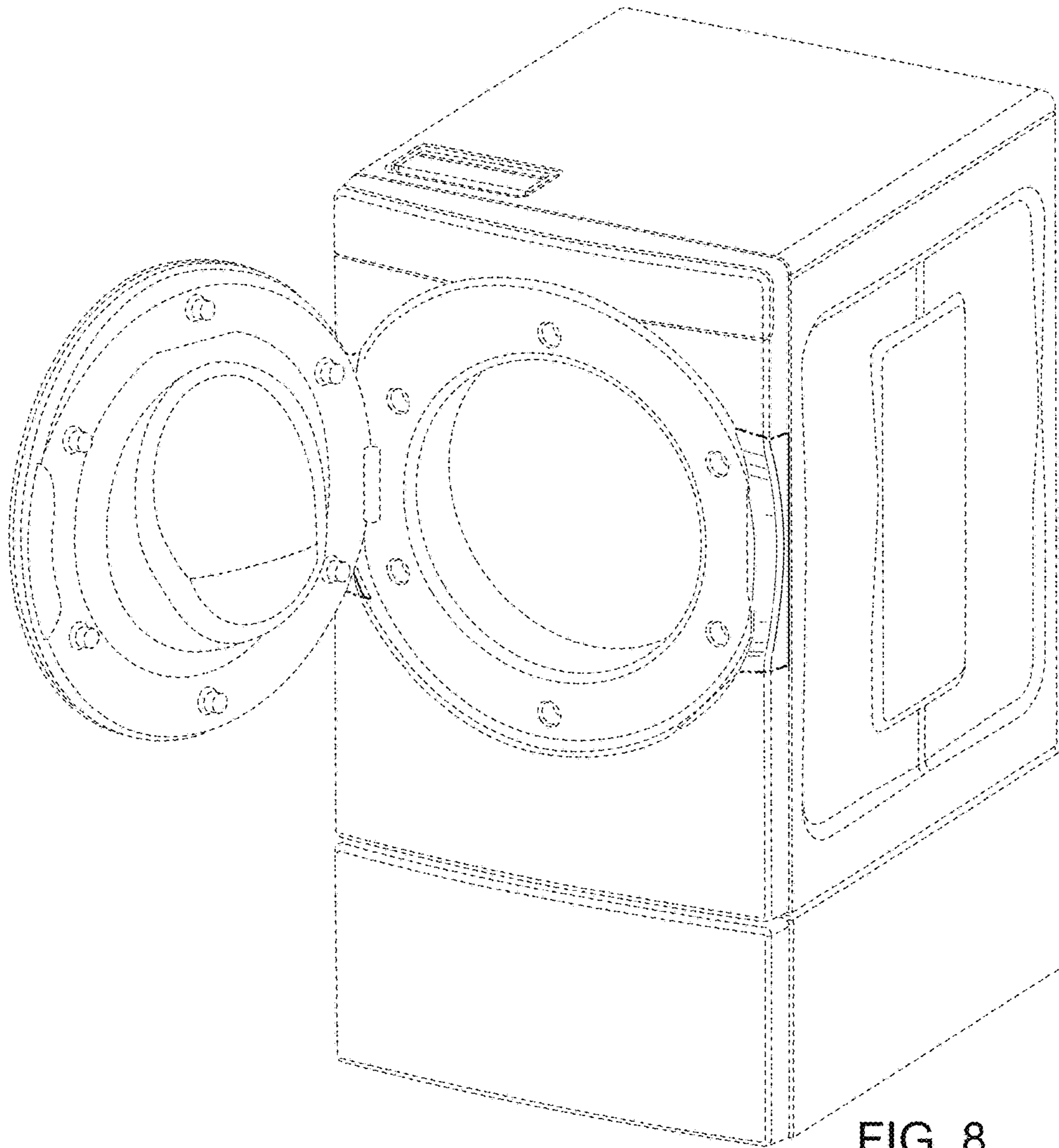


FIG. 8