



US00D796746S

(12) **United States Design Patent**
Barlow

(10) **Patent No.:** **US D796,746 S**

(45) **Date of Patent:** **** Sep. 5, 2017**

- (54) **MAKEUP REMOVER CLOTH**
- (71) Applicant: **Cajole**, Palm Desert, CA (US)
- (72) Inventor: **Anthony Jason Barlow**, La Quinta, CA (US)
- (73) Assignee: **CAJOLE**, Palm Desert, CA (US)
- (**) Term: **15 Years**
- (21) Appl. No.: **29/554,217**
- (22) Filed: **Feb. 9, 2016**
- (51) **LOC (10) Cl.** **28-03**
- (52) **U.S. Cl.**
USPC **D28/63**
- (58) **Field of Classification Search**
USPC D2/622, 860; D28/63, 7; D29/113, 118,
D29/119; D32/40; D6/608
CPC A46B 5/04; A47L 13/16
See application file for complete search history.

D303,725	S *	9/1989	Rojko	D2/622
D463,629	S *	9/2002	Black	D29/118
D576,379	S *	9/2008	Najarian	D2/864
7,765,617	B2 *	8/2010	Alden	A41D 19/01529
					16/435
D651,786	S *	1/2012	Hessler	D2/860
D712,145	S *	9/2014	Olsson	D3/303
D759,313	S *	6/2016	McCarthy	D28/63
9,521,938	B2 *	12/2016	Eisenhut	A47L 13/16
2006/0218736	A1 *	10/2006	Oberstadt	A47L 25/08
					15/104.94
2014/0215742	A1 *	8/2014	Eisenhut	A47L 13/16
					15/228

* cited by examiner

Primary Examiner — Karen E. Eldridge Powers
(74) *Attorney, Agent, or Firm* — Tarter Krinsky & Drogin LLP

(57) **CLAIM**

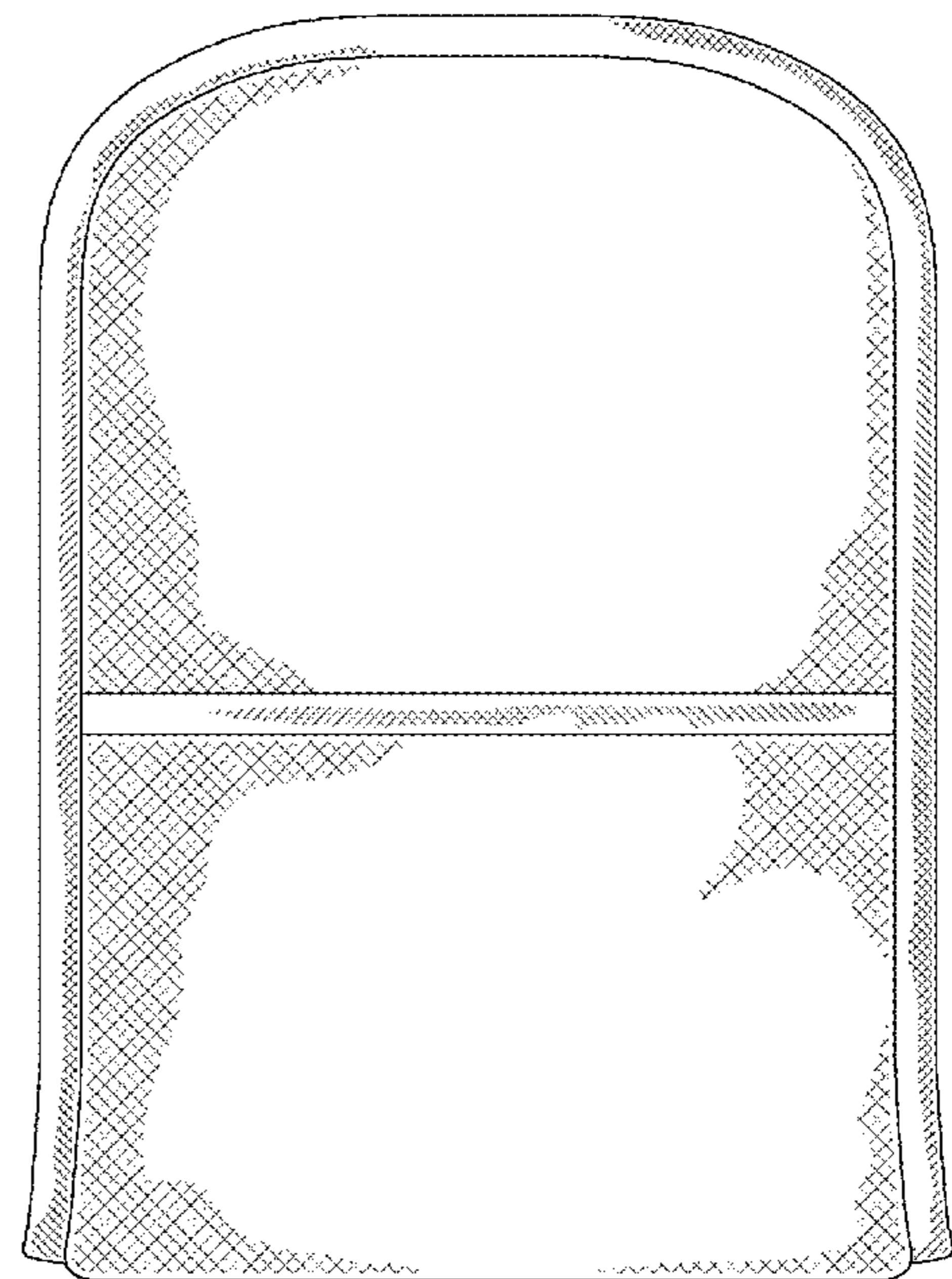
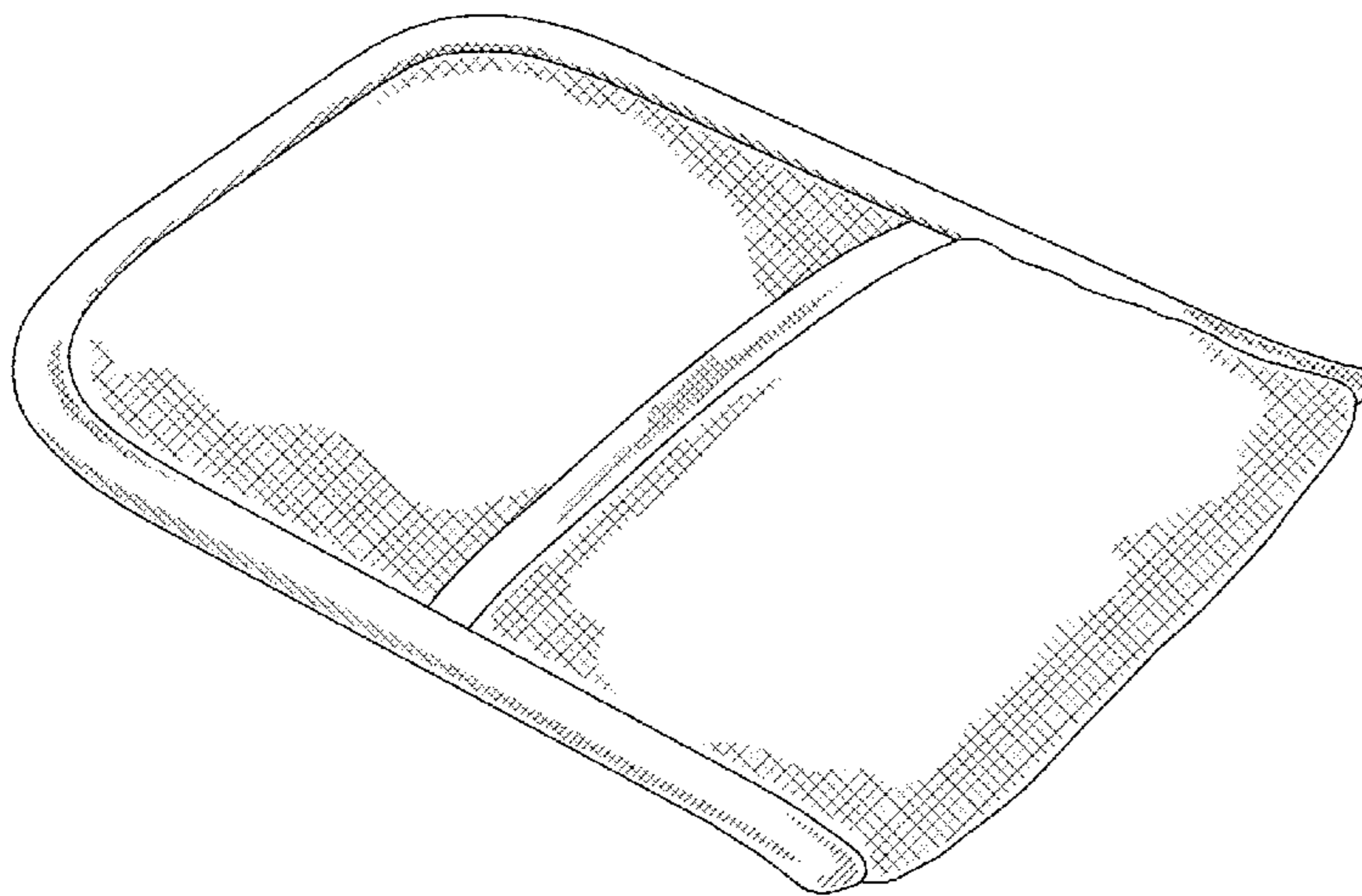
The ornamental design for a makeup remover cloth, as shown and described.

DESCRIPTION

FIG. 1 is a perspective view of a makeup remover cloth;
FIG. 2 is a front elevation view thereof;
FIG. 3 is a rear elevation view thereof;
FIG. 4 is a first side elevation view thereof;
FIG. 5 is a second elevation view thereof;
FIG. 6 is a top plan view thereof; and,
FIG. 7 is a bottom plan view thereof.

1 Claim, 5 Drawing Sheets

- (56) **References Cited**
U.S. PATENT DOCUMENTS
- 1,091,880 A * 3/1914 Diamond A47L 13/18
15/227
- 1,495,389 A * 5/1924 Heimerl A47L 13/18
15/227
- 2,391,263 A * 12/1945 Morton A41D 19/01
2/158



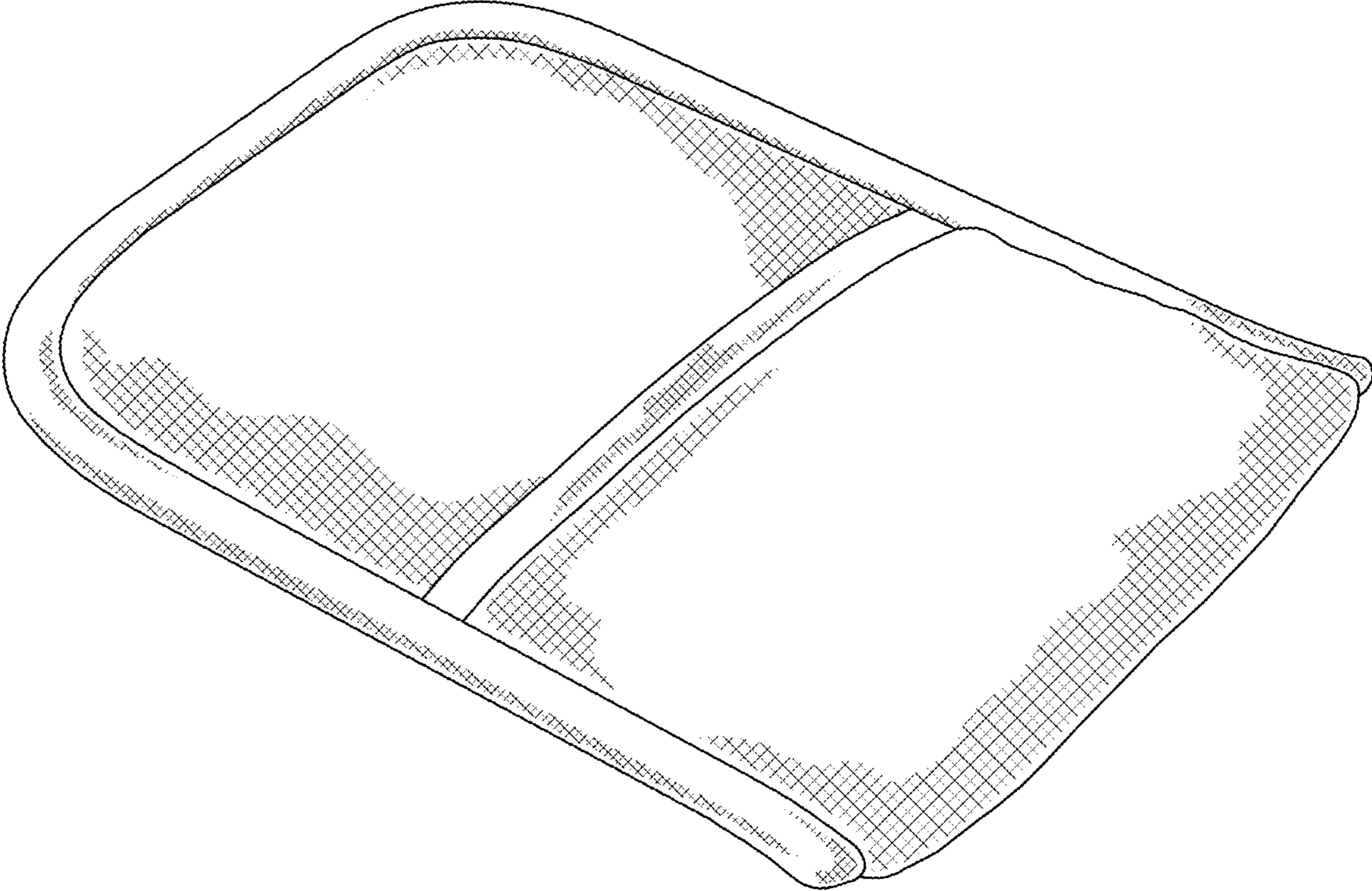


FIG. 1

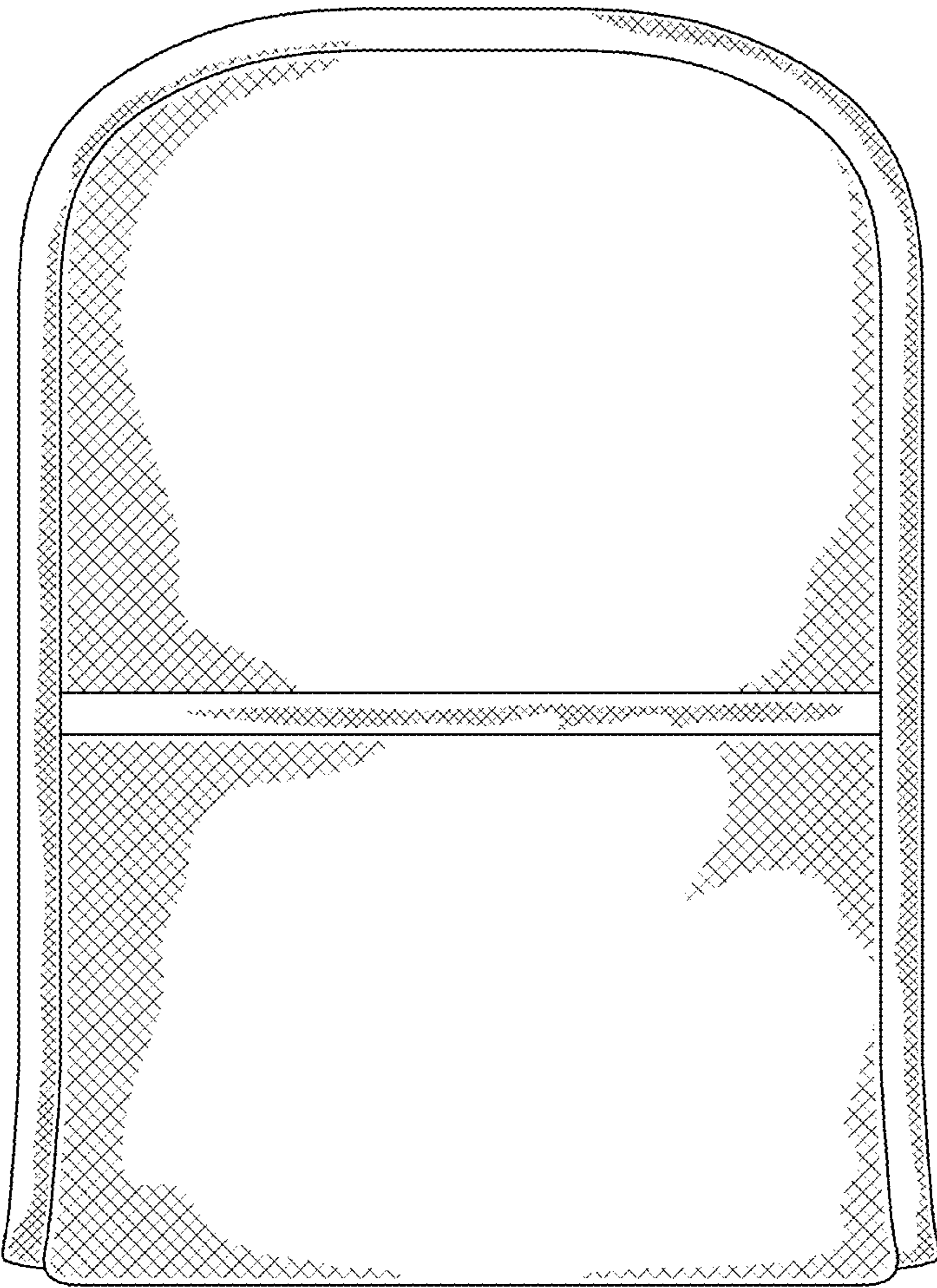


FIG.2

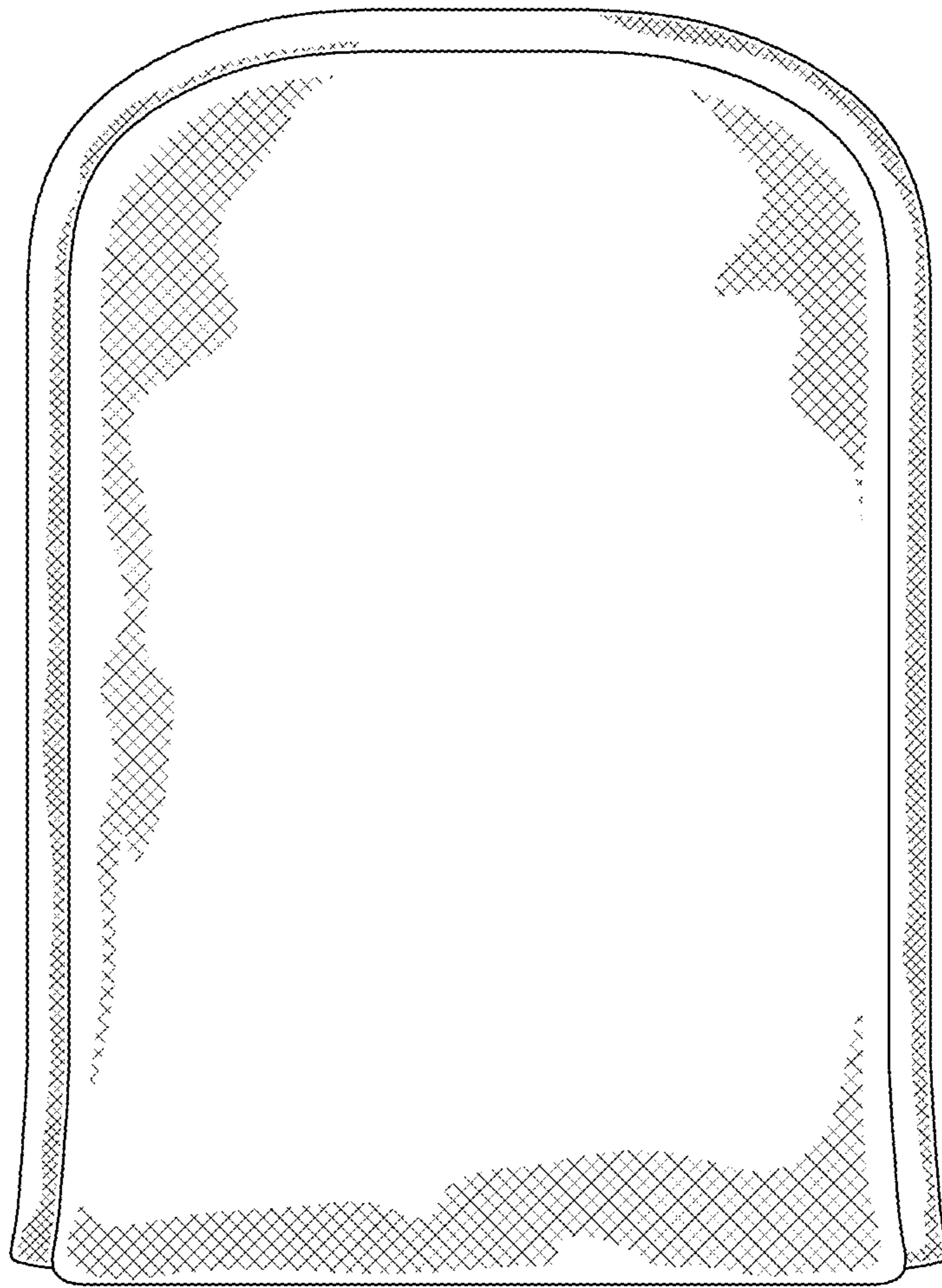


FIG. 3

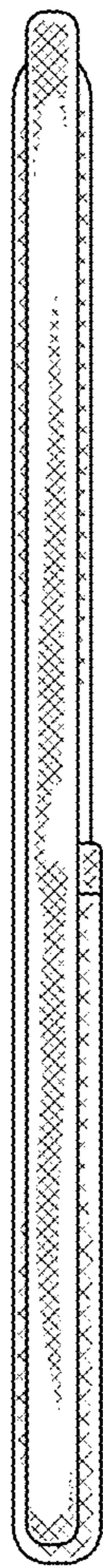


FIG. 4

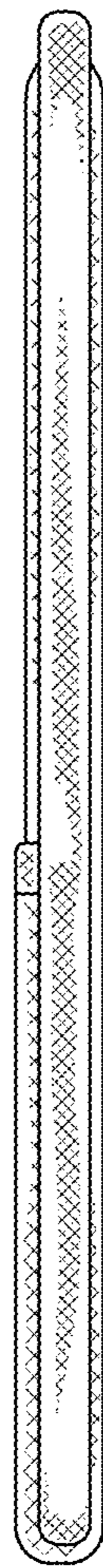


FIG. 5



FIG. 6



FIG. 7