



US00D796708S

(12) **United States Design Patent** (10) **Patent No.:** **US D796,708 S**
Lai (45) **Date of Patent:** **** *Sep. 5, 2017**

(54) **VEHICLE BACK LIGHT**

(71) Applicant: **Ching-Tsung Lai**, Tainan (TW)

(72) Inventor: **Ching-Tsung Lai**, Tainan (TW)

(*) Notice: This patent is subject to a terminal disclaimer.

(**) Term: **14 Years**

(21) Appl. No.: **29/501,030**

(22) Filed: **Aug. 29, 2014**

(51) **LOC (10) Cl.** **26-06**

(52) **U.S. Cl.**
USPC **D26/28**

(58) **Field of Classification Search**
USPC D26/28-36; 362/459-476, 485-487,
362/543-549; D12/163, 170, 171
CPC F21S 48/00; F21S 8/10; F21S 48/10; F21S
48/1195
See application file for complete search history.

(56) **References Cited**

U.S. PATENT DOCUMENTS

D476,100 S * 6/2003 Lin D26/28
D478,182 S * 8/2003 Lin D26/28

D483,889 S * 12/2003 Chen D26/28
D511,584 S * 11/2005 Lin D26/28
D552,771 S * 10/2007 Davidson D26/28
D704,366 S * 5/2014 Saracoglu D26/28
D710,525 S * 8/2014 Lai D26/28
D711,568 S * 8/2014 Muntada Roura D26/28

* cited by examiner

Primary Examiner — Ian Simmons

Assistant Examiner — Harold Blackwell, II

(74) *Attorney, Agent, or Firm* — Alexander Chen, Esq.

(57) **CLAIM**

The ornamental design for a vehicle back light, as shown and described.

DESCRIPTION

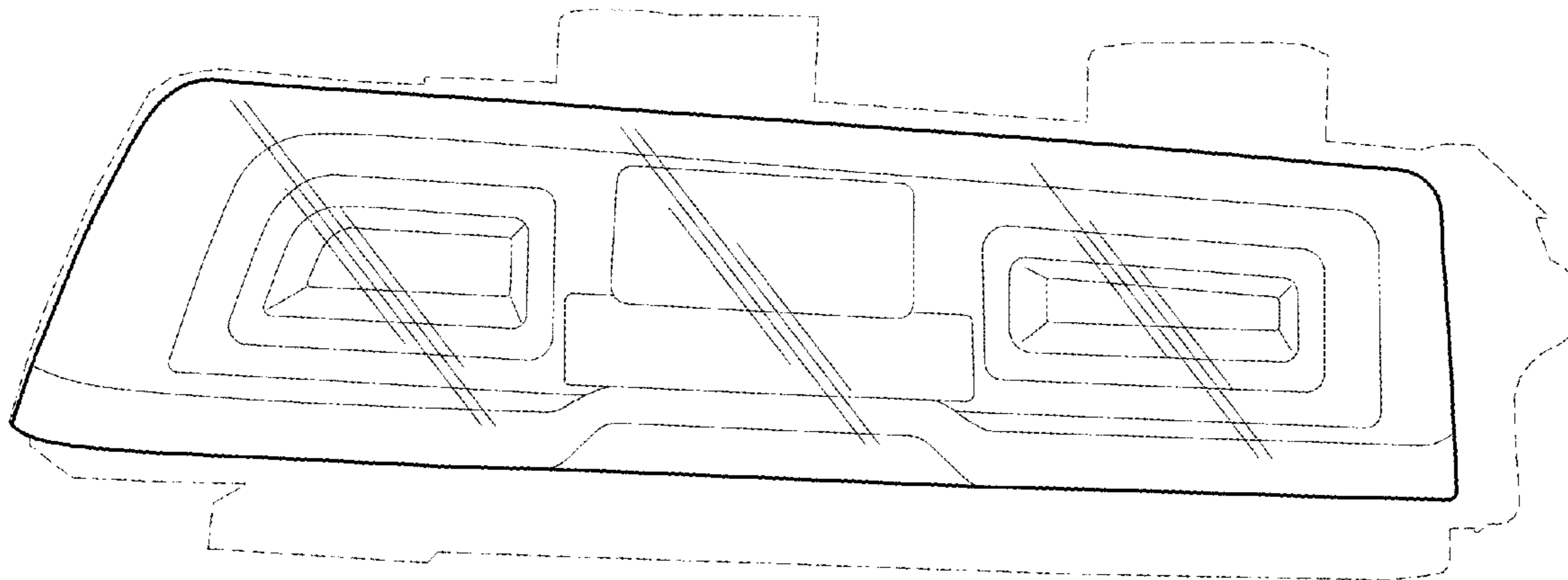
FIG. 1 is a perspective view of an automotive back light unit. The drawings and descriptions represent the left side embodiment. The broken line portions shown in FIGS. 1-4 illustrate environmental subject matter only and form no part of the claimed design.

FIG. 2 is a front view thereof;

FIG. 3 is a side view thereof; and,

FIG. 4 is a top view thereof.

1 Claim, 4 Drawing Sheets



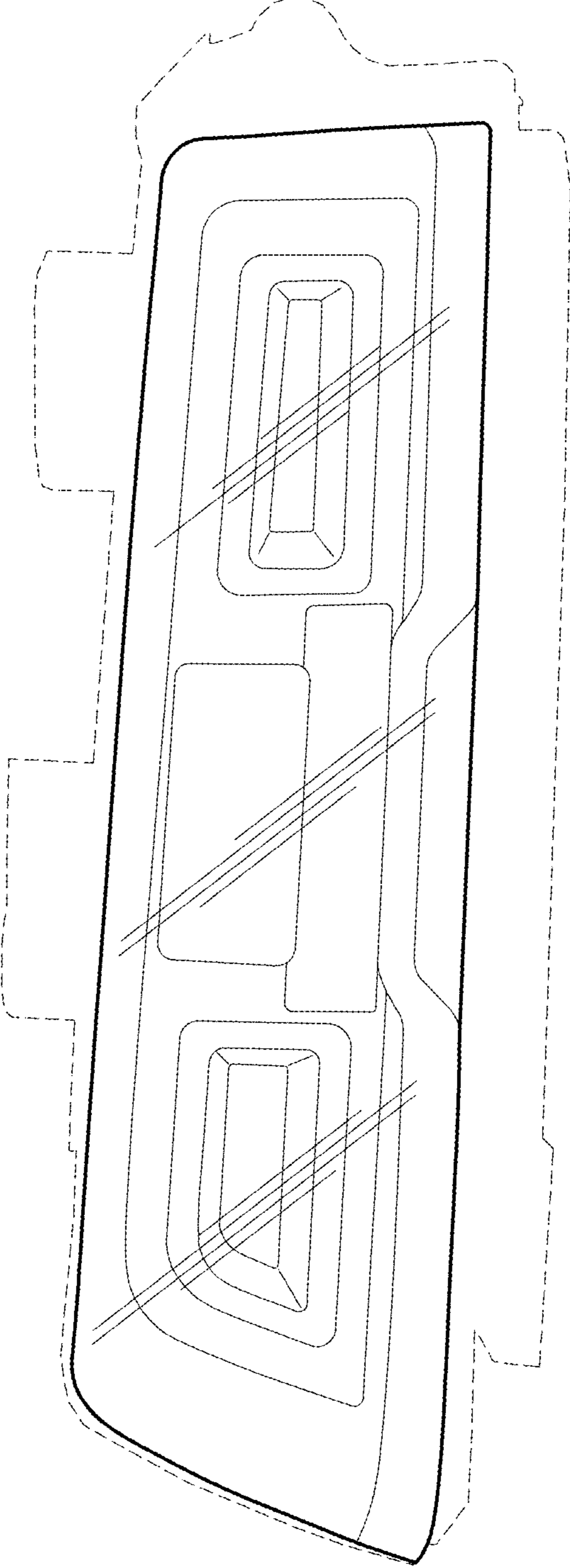


FIG. 1

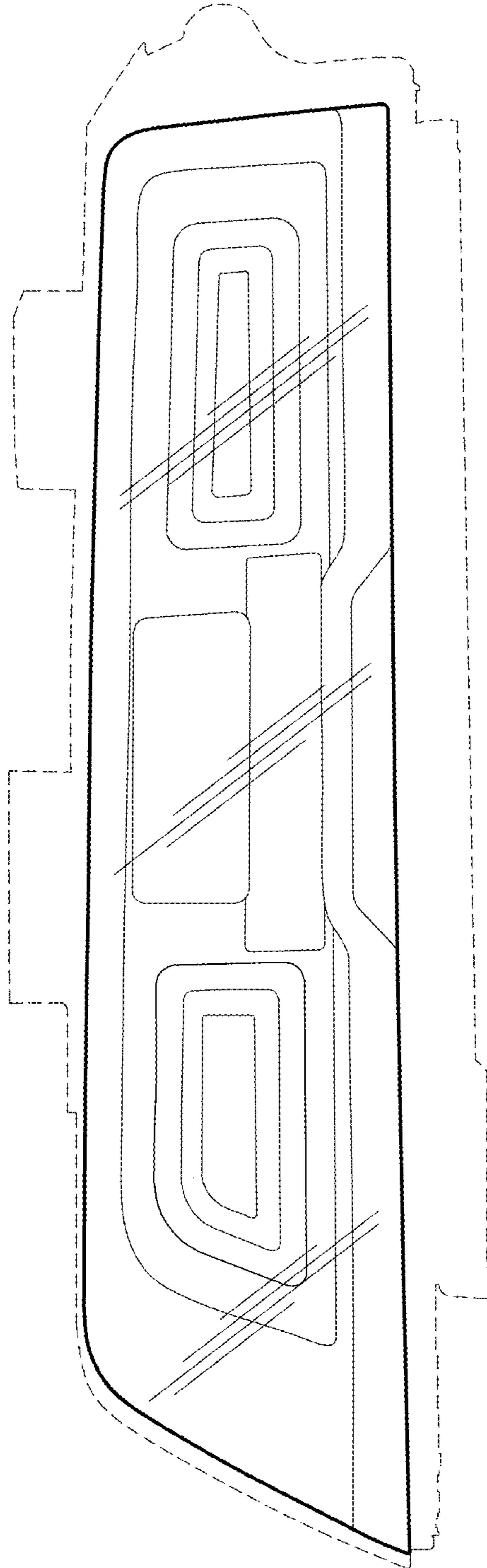


FIG. 2

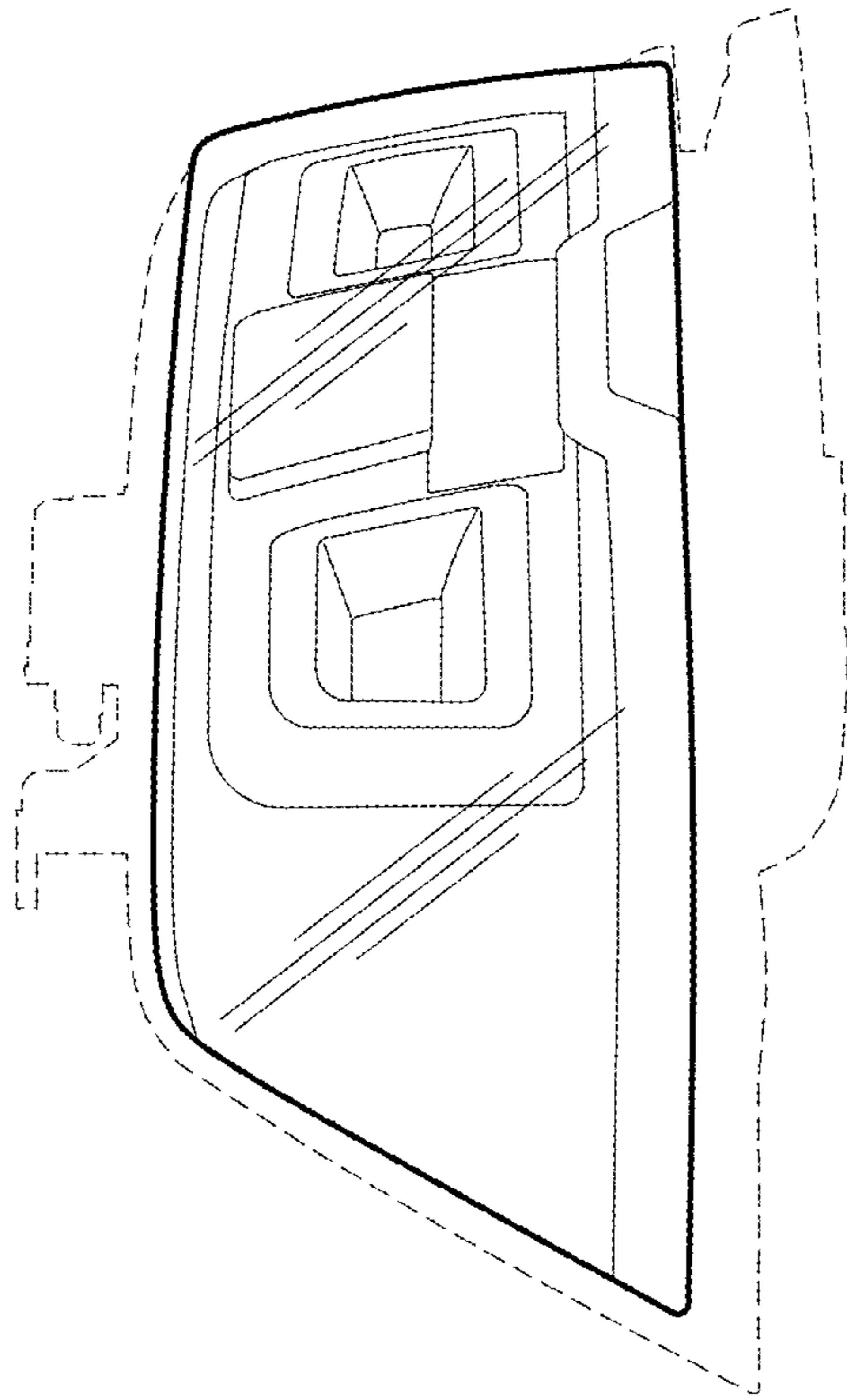


FIG. 3

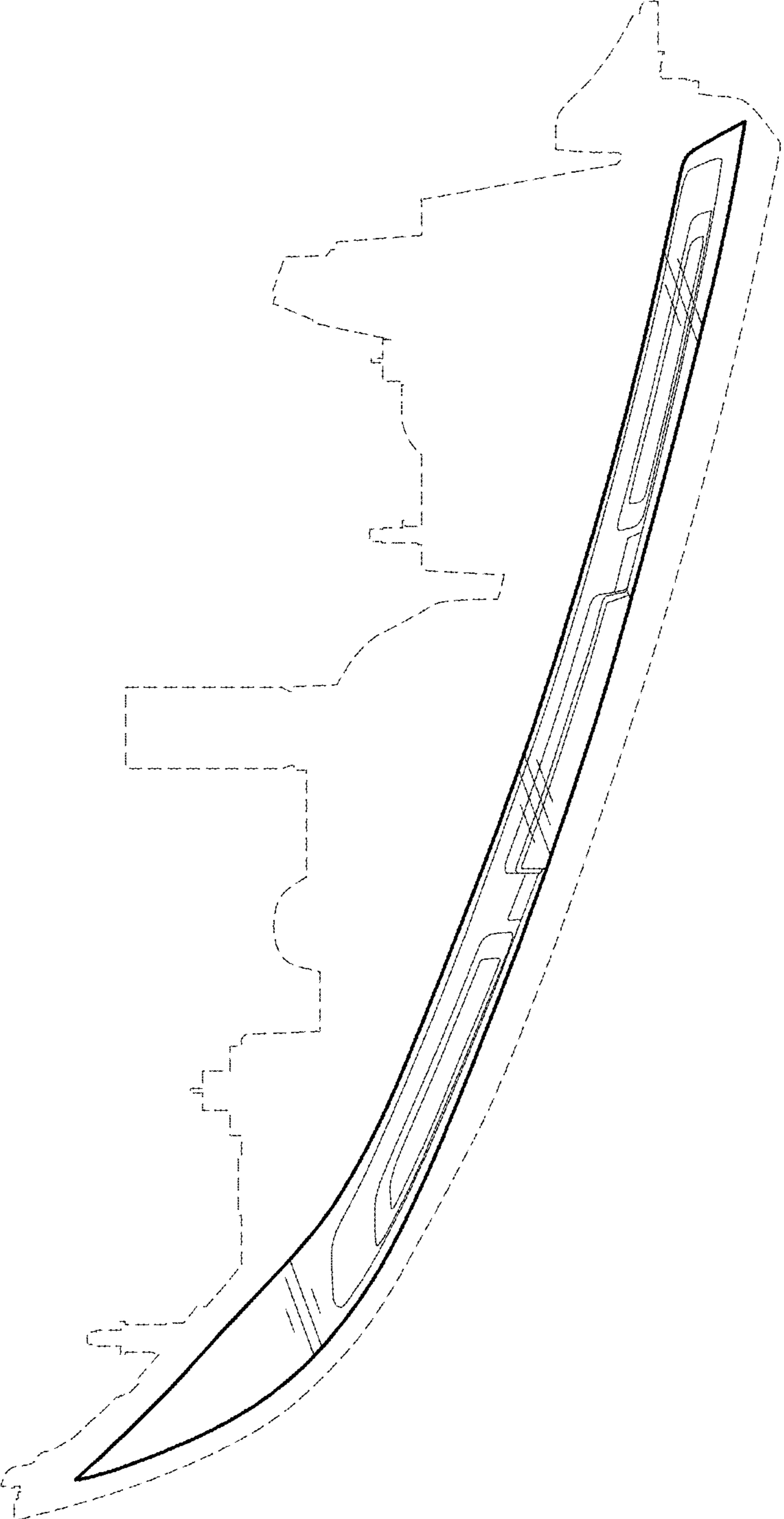


FIG. 4