



US00D796685S

(12) **United States Design Patent** (10) **Patent No.:** **US D796,685 S**
Ohizep (45) **Date of Patent:** **** Sep. 5, 2017**

(54) **SURGICAL DRAPE**
(71) Applicant: **Zoiea Ohizep**, New Rochelle, NY (US)
(72) Inventor: **Zoiea Ohizep**, New Rochelle, NY (US)
(**) Term: **15 Years**
(21) Appl. No.: **29/554,136**
(22) Filed: **Feb. 8, 2016**
(51) **LOC (10) Cl.** **24-04**
(52) **U.S. Cl.**
USPC **D24/189**
(58) **Field of Classification Search**
USPC D24/188-190; D6/602; D5/47, 53, 60
CPC ... A61B 46/00; A61B 2046/205; A61B 46/30;
A61B 2046/236; A61B 46/23; A61B
2046/201; A61B 2046/234
See application file for complete search history.

2003/0121522 A1* 7/2003 Gingles A61B 46/00
128/853
2004/0003817 A1* 1/2004 Annett A61B 46/00
128/849
2004/0118410 A1* 6/2004 Griesbach, III A61B 46/23
128/852
2006/0137693 A1* 6/2006 Lewis A61B 46/00
128/849
2006/0169290 A1* 8/2006 Harris A61B 46/23
128/852

(Continued)

Primary Examiner — George D Kirschbaum
Assistant Examiner — Jennifer Watkins
(74) *Attorney, Agent, or Firm* — Thomas A. Dougherty;
Lewis Brisbois Bisgaard & Smith LLP

(57) **CLAIM**

The ornamental design for a surgical drape, as shown and described.

DESCRIPTION

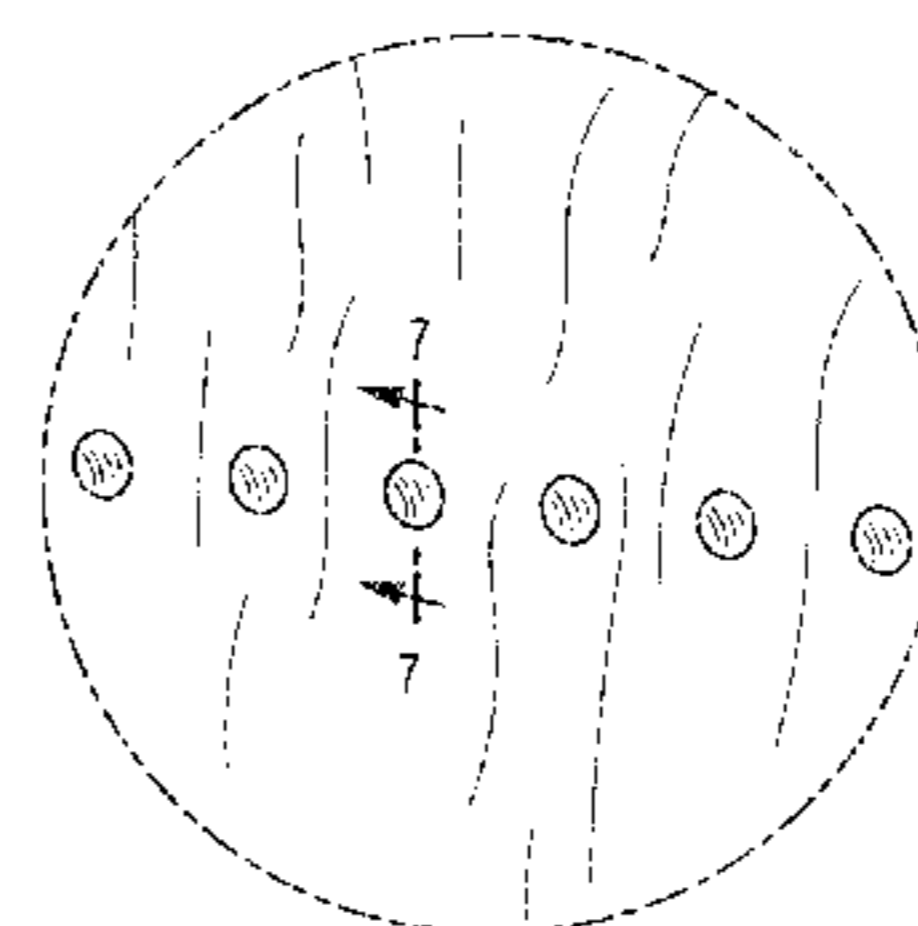
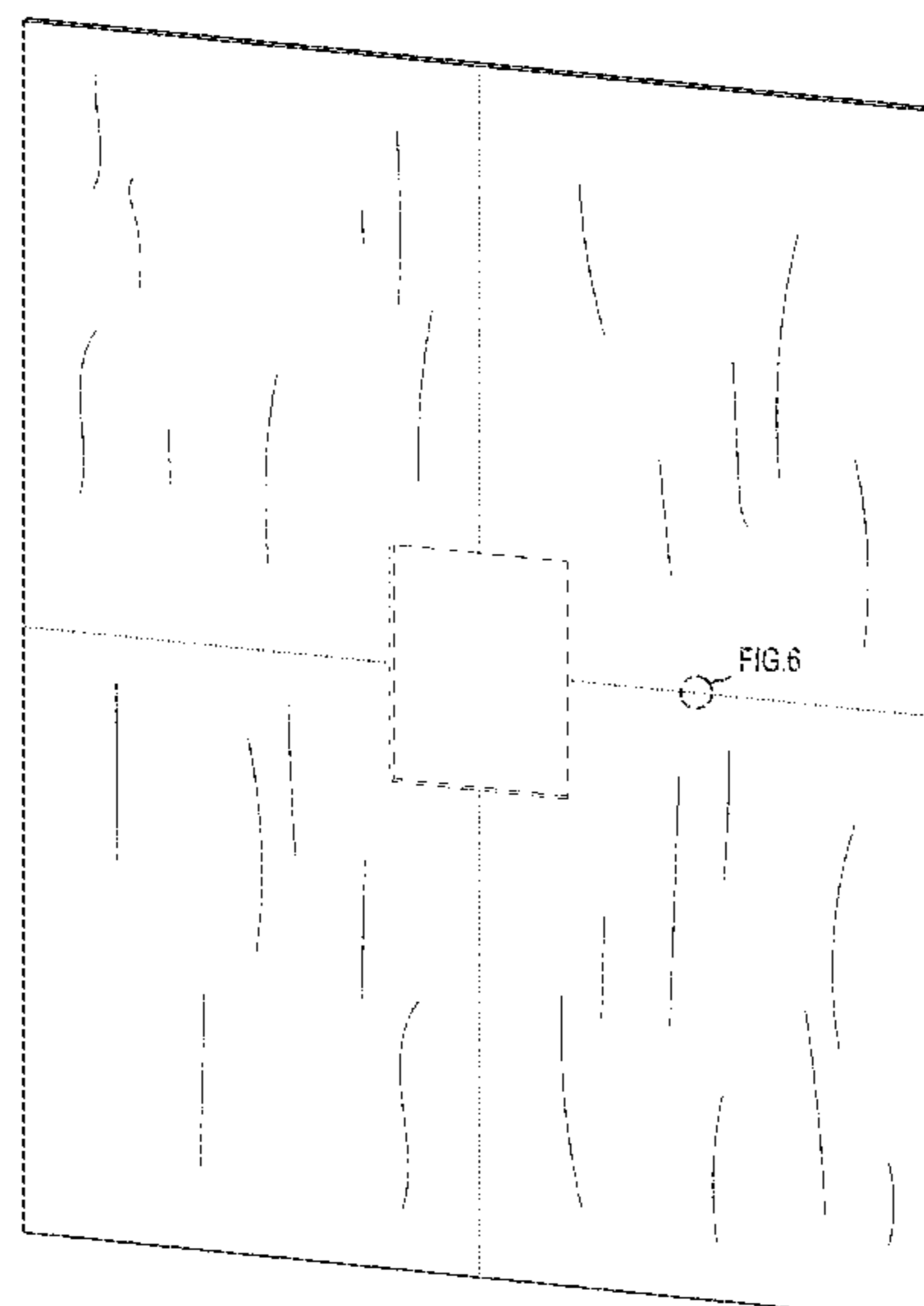
FIG. 1 is a perspective view of the surgical drape design.
FIG. 2 is a front view of the surgical drape design.
FIG. 3 is a back view of the surgical drape design.
FIG. 4 is a top and bottom view of the surgical drape design.
FIG. 5 is a right and left side of the surgical drape design.
FIG. 6 is a detail view of the surgical drape design from FIG. 1; and,
FIG. 7 is a cross-section detail of the surgical drape design from FIG. 6.
The evenly dashed broken lines illustrating a rectangular opening in the surgical drape are for the purpose of illustrating portions of the surgical drape and form no part of the claim. The unevenly dashed broken lines are for the purpose of illustrating the cut lines of the sectional views and form no part of the claim. The dotted lines shown in FIGS. 1 and 2, extending from the edges to the center of the surgical drape, illustrate claimed subject matter.

1 Claim, 5 Drawing Sheets

(56) **References Cited**

U.S. PATENT DOCUMENTS

D413,353 S * 8/1999 Robertson D19/1
6,105,579 A * 8/2000 Levitt A61B 46/00
128/849
D444,631 S * 7/2001 Woodbridge D5/53
6,286,511 B1 * 9/2001 Levitt A61B 46/00
128/849
D452,778 S * 1/2002 Graff D5/37
6,345,621 B1 * 2/2002 Chandler A61B 46/00
128/849
D465,338 S * 11/2002 Jahner D5/25
D467,345 S * 12/2002 Gingles D24/189
7,030,046 B2 * 4/2006 Wong B08B 1/00
15/1
D680,584 S * 4/2013 Waugh D19/1
D681,960 S * 5/2013 Enderby D5/53
8,967,150 B2 * 3/2015 Carrez A61B 19/08
128/853
D734,950 S * 7/2015 Ju D5/47



(56)

References Cited

U.S. PATENT DOCUMENTS

2017/0095307 A1* 4/2017 Kang A61B 46/20

* cited by examiner

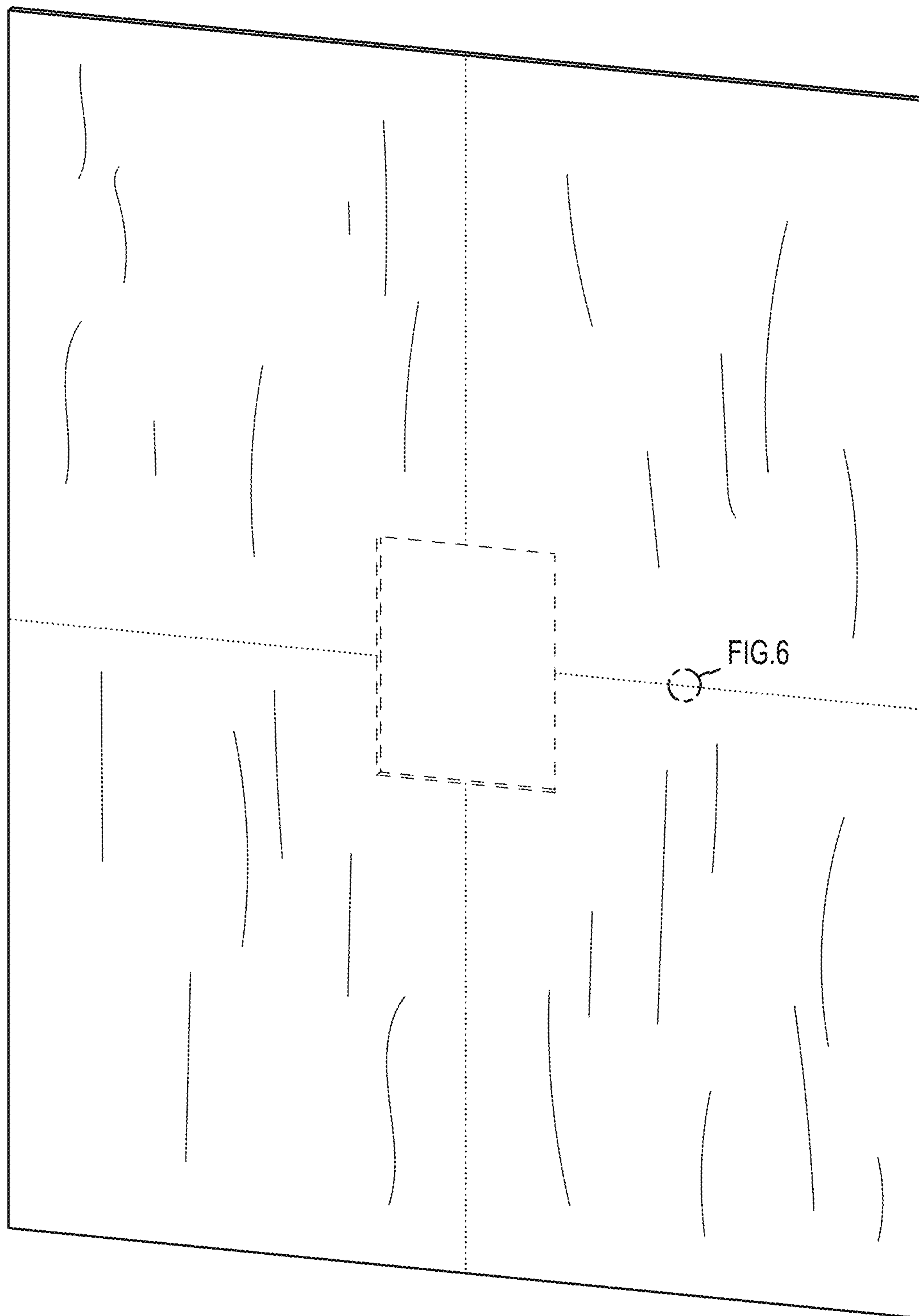


FIG. 1

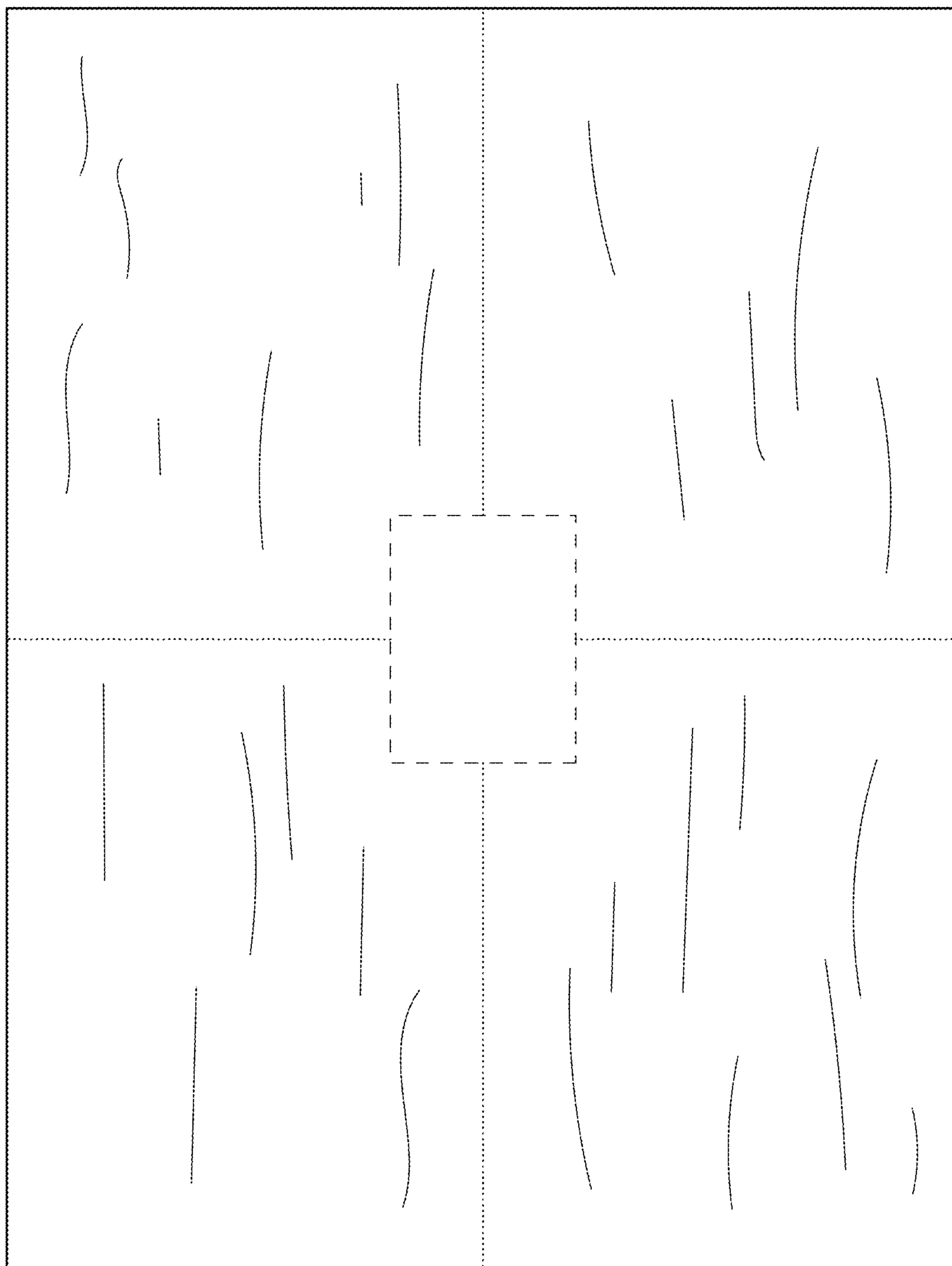


FIG.2

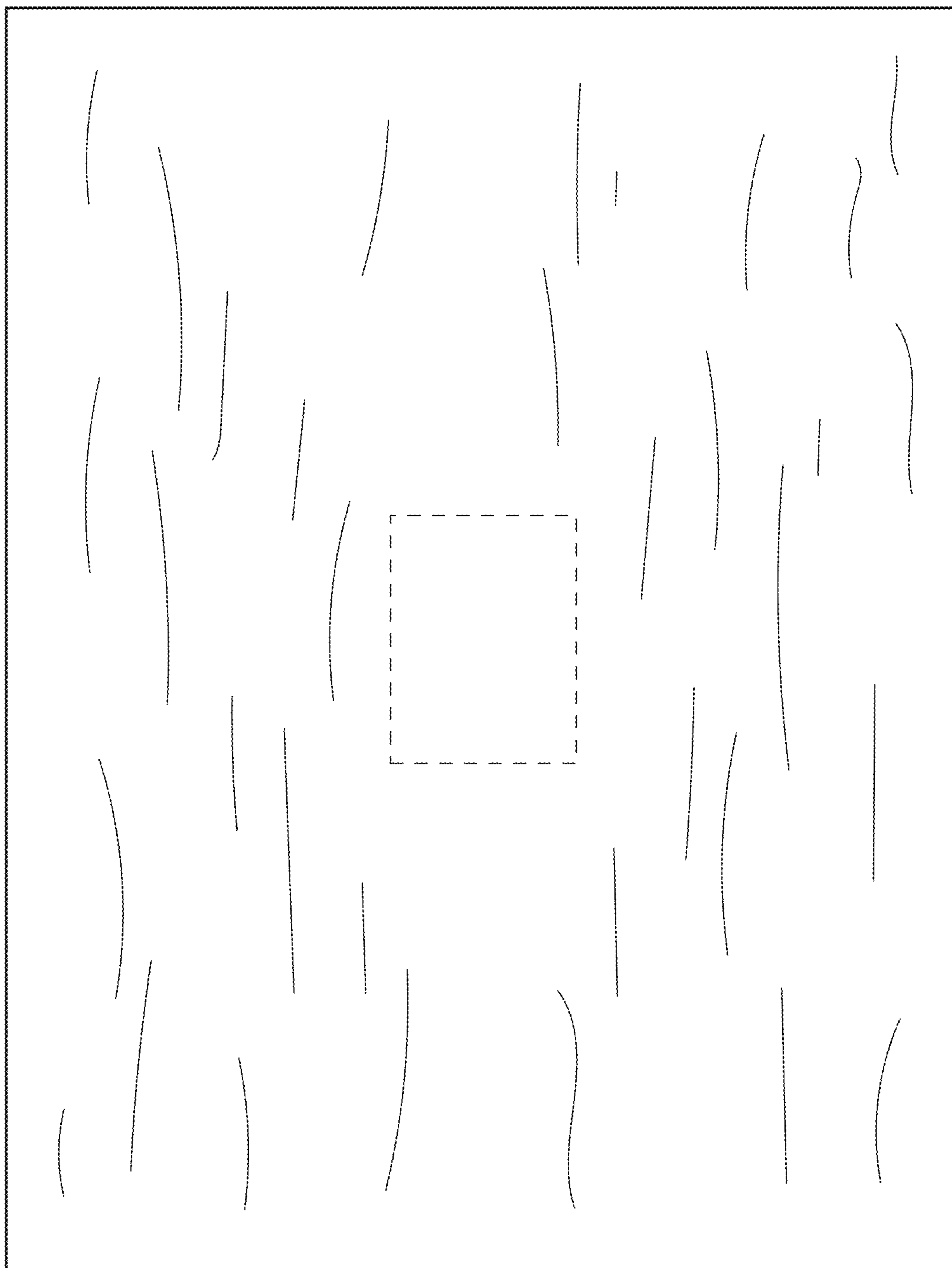


FIG.3

FIG.4

FIG.5



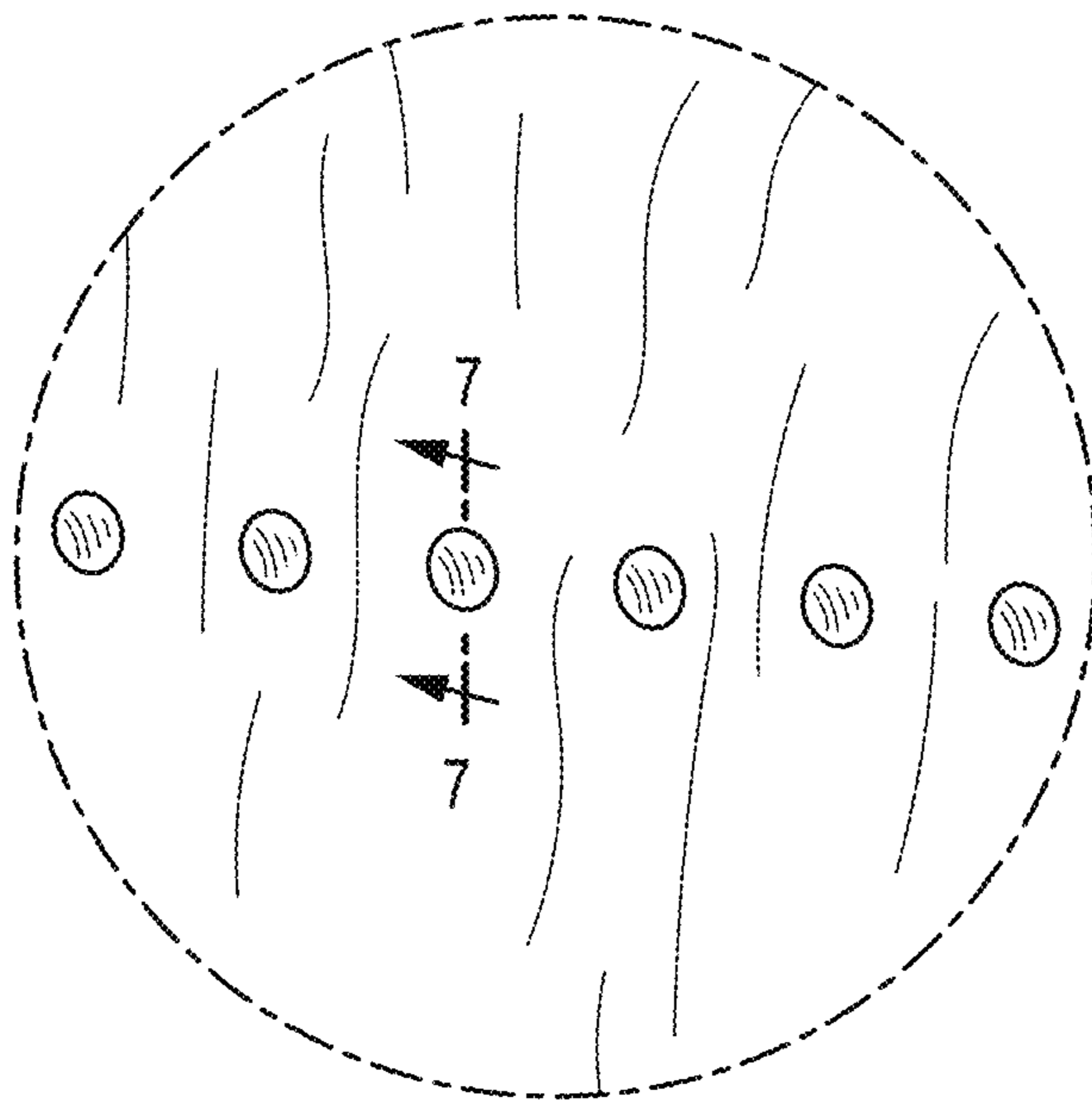


FIG. 6



FIG. 7