



US00D796682S

(12) **United States Design Patent**
Falk et al.

(10) **Patent No.:** **US D796,682 S**

(45) **Date of Patent:** **** Sep. 5, 2017**

(54) **SENSOR** 8,548,558 B2 * 10/2013 Dunagan A61B 5/6804
600/382

(71) Applicant: **EARLYSENSE LTD.**, Ramat Gan (IL) 8,585,607 B2 11/2013 Klap
8,603,010 B2 12/2013 Lange

(72) Inventors: **Avner Falk**, Yahud (IL); **Smadar Hoffert**, Givat Shmuel (IL) 8,679,030 B2 3/2014 Shinar
8,679,034 B2 3/2014 Halperin
8,731,646 B2 5/2014 Halperin
8,734,360 B2 5/2014 Klap
8,821,418 B2 9/2014 Meger
8,840,564 B2 9/2014 Pinhas
8,882,684 B2 11/2014 Halperin

(73) Assignee: **EARLYSENSE LTD.**, Ramat Gan (IL) D718,867 S * 12/2014 Schroderus D24/167

(**) Term: **15 Years** (Continued)

(21) Appl. No.: **29/536,188**

(22) Filed: **Aug. 14, 2015**

(51) **LOC (10) Cl.** **24-01**

(52) **U.S. Cl.**
USPC **D24/186**

(58) **Field of Classification Search**
USPC D24/165-168, 186, 187, 200, 231;
D10/70
CPC . A61B 5/6814; A61B 5/0205; A61B 5/02055;
A61B 5/02405; A61B 5/02444; A61B
5/4809; A61B 5/1102; A61G 2203/36
See application file for complete search history.

(56) **References Cited**

U.S. PATENT DOCUMENTS

4,122,838 A * 10/1978 Leonard A61B 5/107
600/587

D274,262 S * 6/1984 Heilman D24/168

6,134,970 A * 10/2000 Kumakawa G01L 7/061
600/595

D458,376 S * 6/2002 Rouns D24/168

7,077,810 B2 7/2006 Lange

7,314,451 B2 1/2008 Halperin

D605,305 S * 12/2009 Carter D24/231

8,376,954 B2 2/2013 Lange

8,403,865 B2 3/2013 Halperin

8,491,492 B2 7/2013 Shinar

8,517,953 B2 8/2013 Lange

FOREIGN PATENT DOCUMENTS

WO 2005/074361 A2 8/2005
WO 2006/137067 A2 12/2006

(Continued)

Primary Examiner — Anhdao Doan

(74) *Attorney, Agent, or Firm* — Roach Brown McCarthy & Gruber, P.C.; Kevin D. McCarthy

(57) **CLAIM**

The ornamental design for a sensor, as shown and described.

DESCRIPTION

FIG. 1 is a perspective view of the top, front, right side view of a sensor of the applicant's design;

FIG. 2 is a perspective view of the bottom, front, left side view thereof;

FIG. 3 is a front view thereof;

FIG. 4 is a rear view thereof;

FIG. 5 is a left side view thereof;

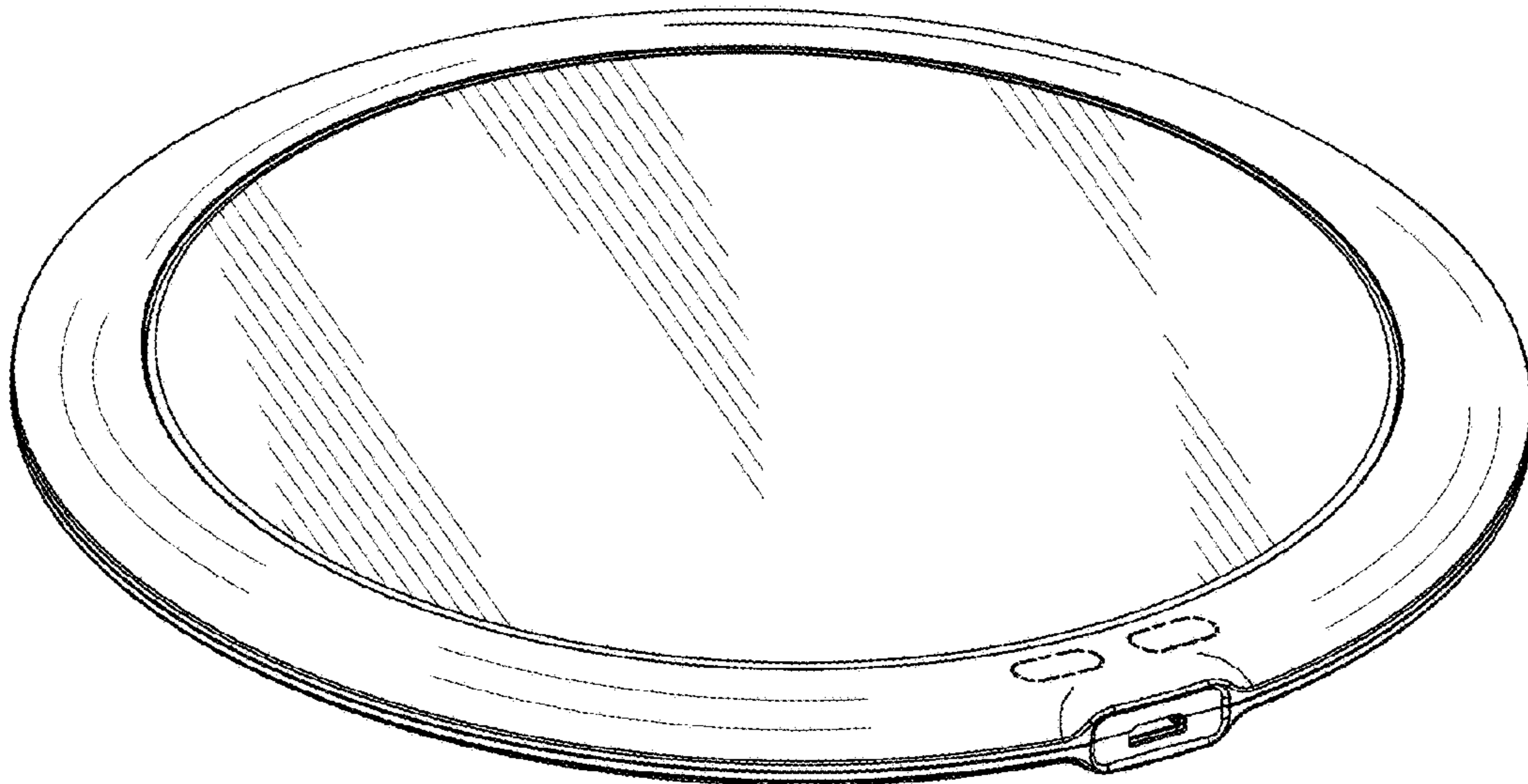
FIG. 6 is a right side view thereof;

FIG. 7 is a top view thereof; and,

FIG. 8 is a bottom view thereof.

In the drawings, the dashed lines represent unclaimed subject matter and form no part of the claim.

1 Claim, 6 Drawing Sheets



(56)

References Cited

U.S. PATENT DOCUMENTS

8,942,779	B2	1/2015	Halperin	
8,992,434	B2	3/2015	Halperin	
8,998,830	B2	4/2015	Halperin	
9,026,199	B2	5/2015	Halperin	
9,131,891	B2	9/2015	Shinar	
9,131,902	B2	9/2015	Halperin	
D770,625	S *	11/2016	Aytekin D24/167
2007/0118054	A1	5/2007	Pinhas	
2008/0114260	A1	5/2008	Lange	
2008/0275349	A1	11/2008	Halperin	
2008/0275352	A1 *	11/2008	Shapira A61B 5/6814 600/506
2012/0132211	A1	5/2012	Halperin	
2012/0253142	A1	10/2012	Meger	
2013/0245502	A1	9/2013	Lange	
2014/0005502	A1	1/2014	Klap	
2014/0371635	A1	12/2014	Shinar	
2015/0164438	A1	6/2015	Halperin	
2015/0327792	A1	11/2015	Shinar	
2016/0058428	A1	3/2016	Shinar	
2016/0058429	A1	3/2016	Shinar	

FOREIGN PATENT DOCUMENTS

WO	2007/052108	A2	5/2007
WO	2008/135985	A1	11/2008
WO	2015/008285	A1	1/2015

* cited by examiner

FIG. 1

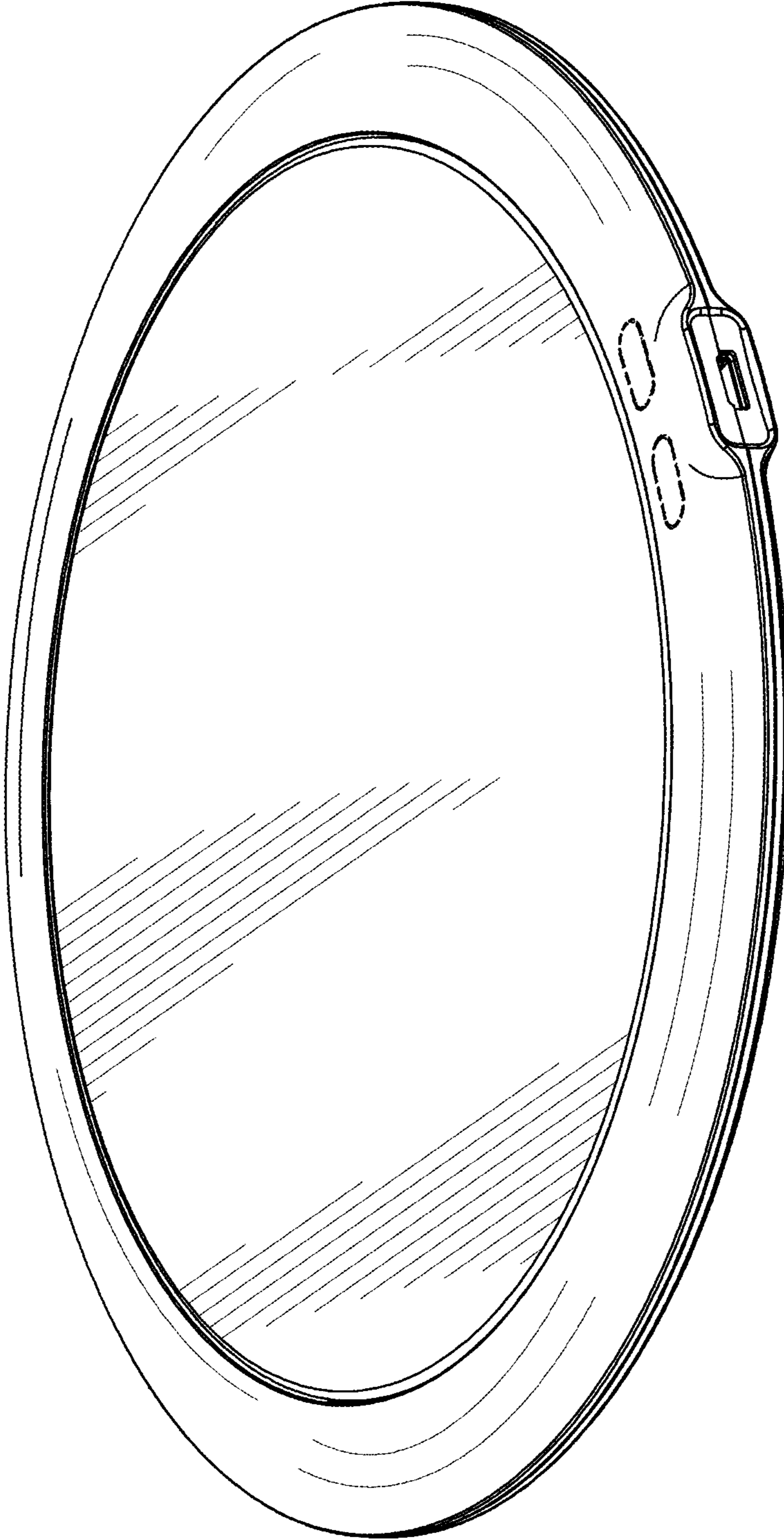


FIG. 2

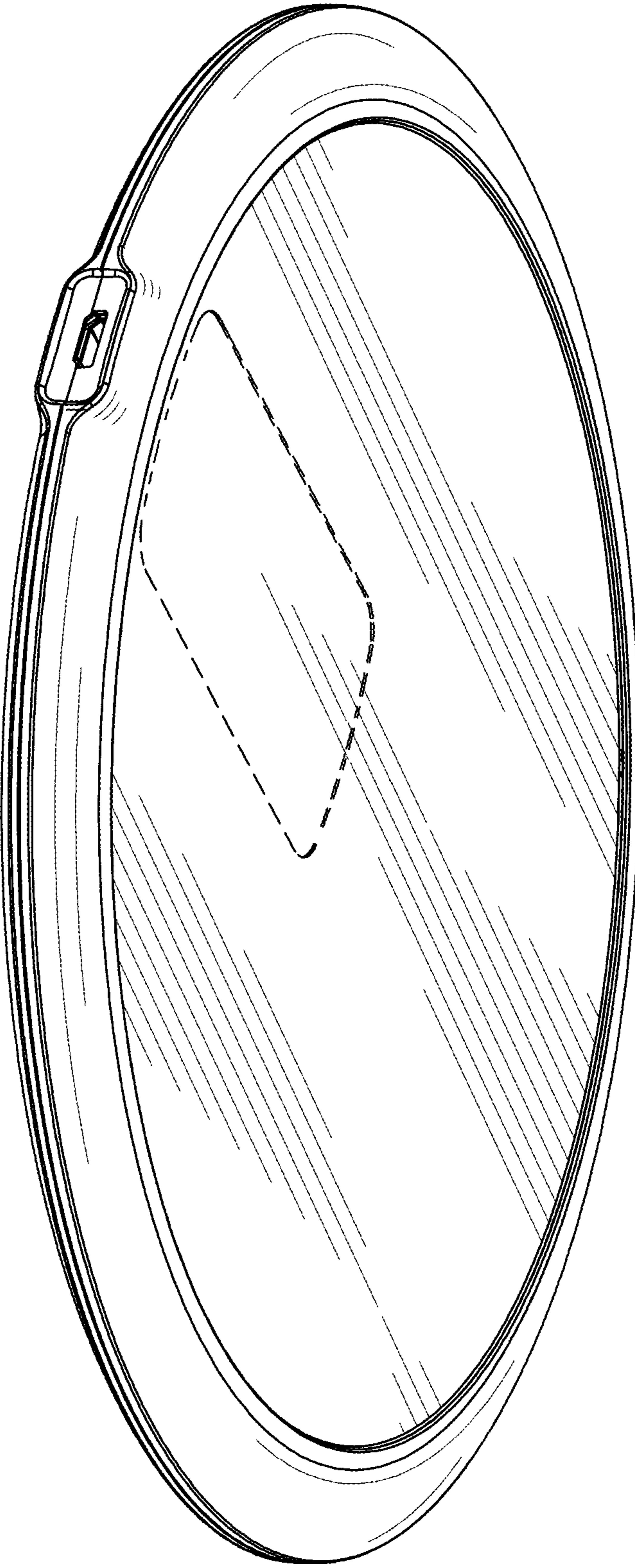


FIG. 3



FIG. 4

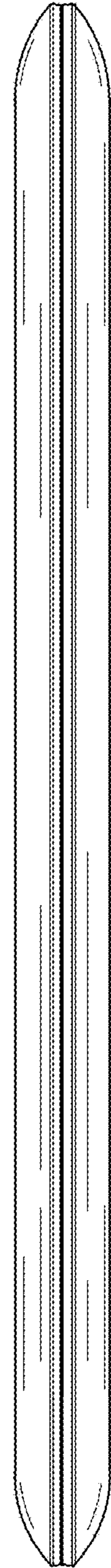


FIG. 5





FIG. 6



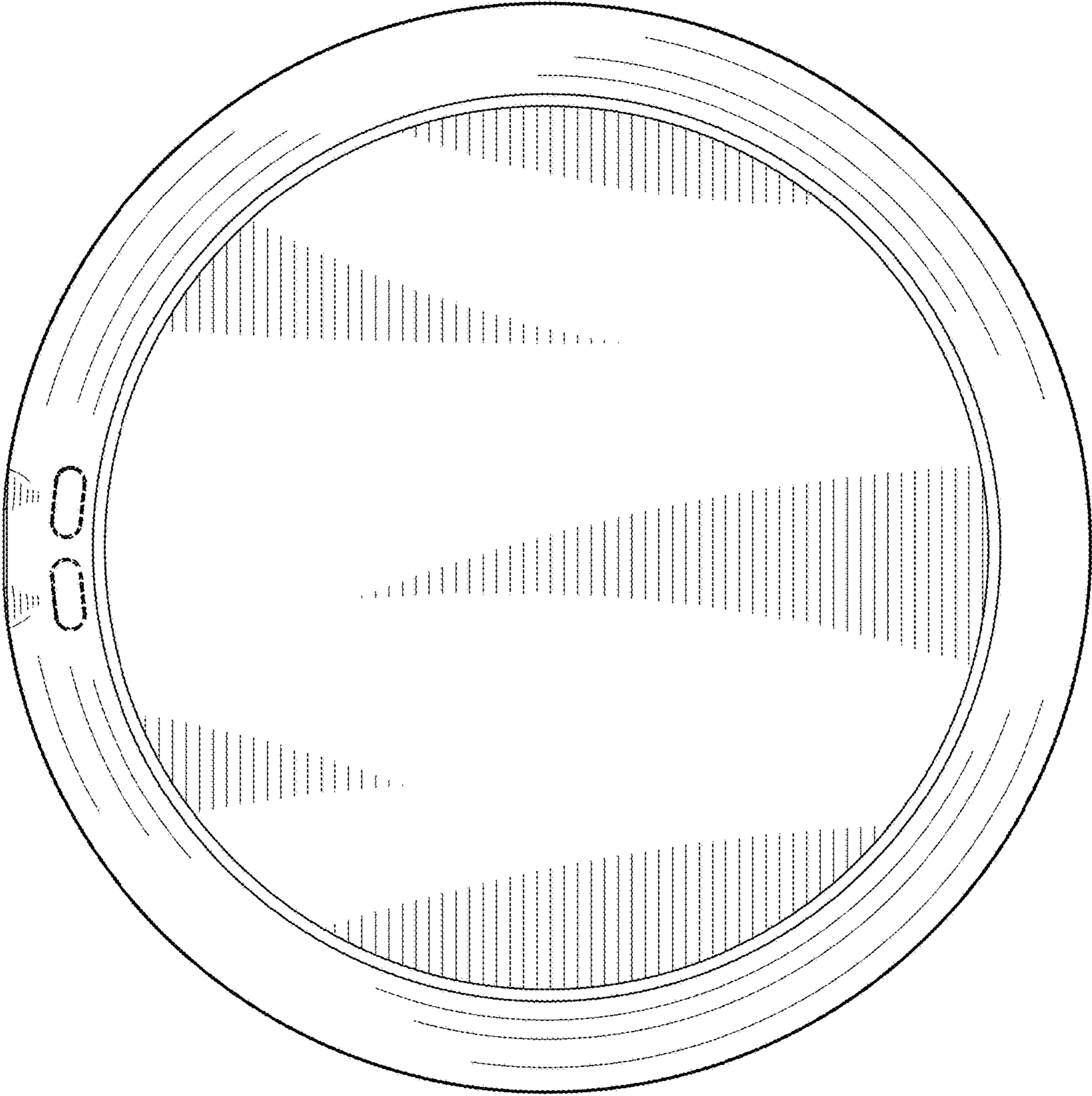


FIG. 7

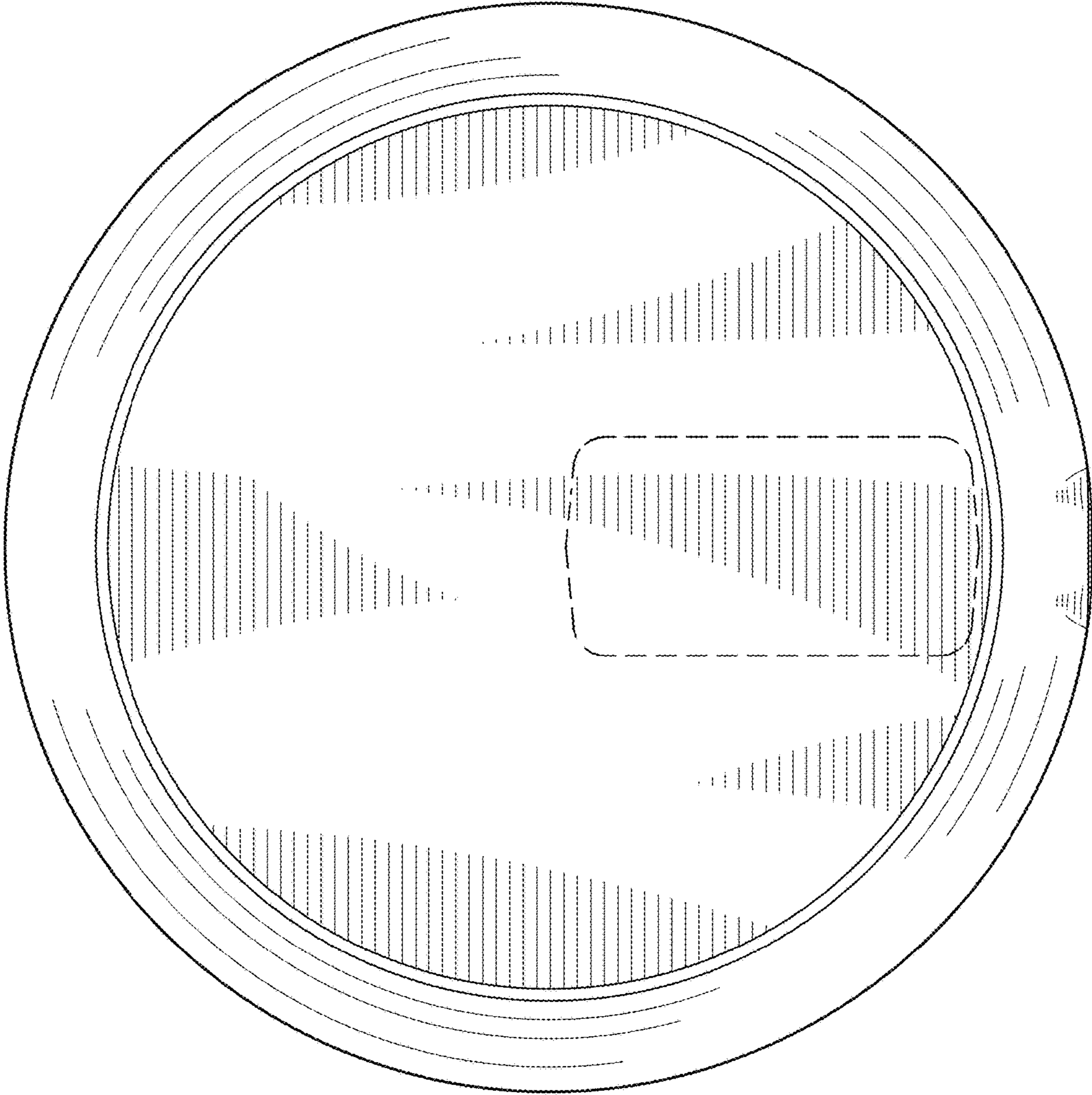


FIG. 8