



US00D796675S

(12) **United States Design Patent** (10) **Patent No.:** **US D796,675 S**
Preis (45) **Date of Patent:** **** Sep. 5, 2017**

(54) **OPTICAL FORCEPS**

(71) Applicant: **KARL STORZ GmbH & Co. KG**,
Tuttlingen (DE)

(72) Inventor: **Fridolin Preis**, Immendingen (DE)

(73) Assignee: **KARL STORZ GmbH & Co. KG**,
Tuttlingen (DE)

(**) Term: **15 Years**

(21) Appl. No.: **29/573,167**

(22) Filed: **Aug. 3, 2016**

(30) **Foreign Application Priority Data**

Feb. 3, 2016 (EM) 002970236-0006

(51) **LOC (10) Cl.** **24-02**

(52) **U.S. Cl.**
USPC **D24/143; D24/146**

(58) **Field of Classification Search**
USPC D24/133, 138, 143-148, 137; D8/51, 57,
D8/107

CPC A61B 1/00013; A61B 1/00096; A61B
1/00087; A61B 17/00234; A61B 17/28;
A61B 17/29; A61B 17/2808; A61B
17/282; A61B 17/122; A61B 17/1285;
A61B 17/32; A61B 18/1445; A61B
18/1442; A61B 10/02; A61B 10/04; A61B
10/06

See application file for complete search history.

(56) **References Cited**

U.S. PATENT DOCUMENTS

D250,963 S * 1/1979 Mosior D24/143
5,342,391 A * 8/1994 Foshee A61B 17/29
606/205

D541,416 S * 4/2007 Baehr D24/133
D594,982 S * 6/2009 Stefan D24/133
D621,040 S * 8/2010 Held D24/133
2016/0157701 A1 6/2016 Preis

FOREIGN PATENT DOCUMENTS

EM 001781360-0018 11/2010

* cited by examiner

Primary Examiner — Wan Laymon

(74) *Attorney, Agent, or Firm* — Muncy, Geissler, Olds &
Lowe, P.C.

(57) **CLAIM**

The ornamental design for a optical forceps, as shown and
described.

DESCRIPTION

FIG. 1 is a front perspective view of a optical forceps
according to the present invention.

FIG. 2 is a front view of the optical forceps of FIG. 1.

FIG. 3 is a rear view of the optical forceps of FIG. 1.

FIG. 4 is a left side view of the optical forceps of FIG. 1.

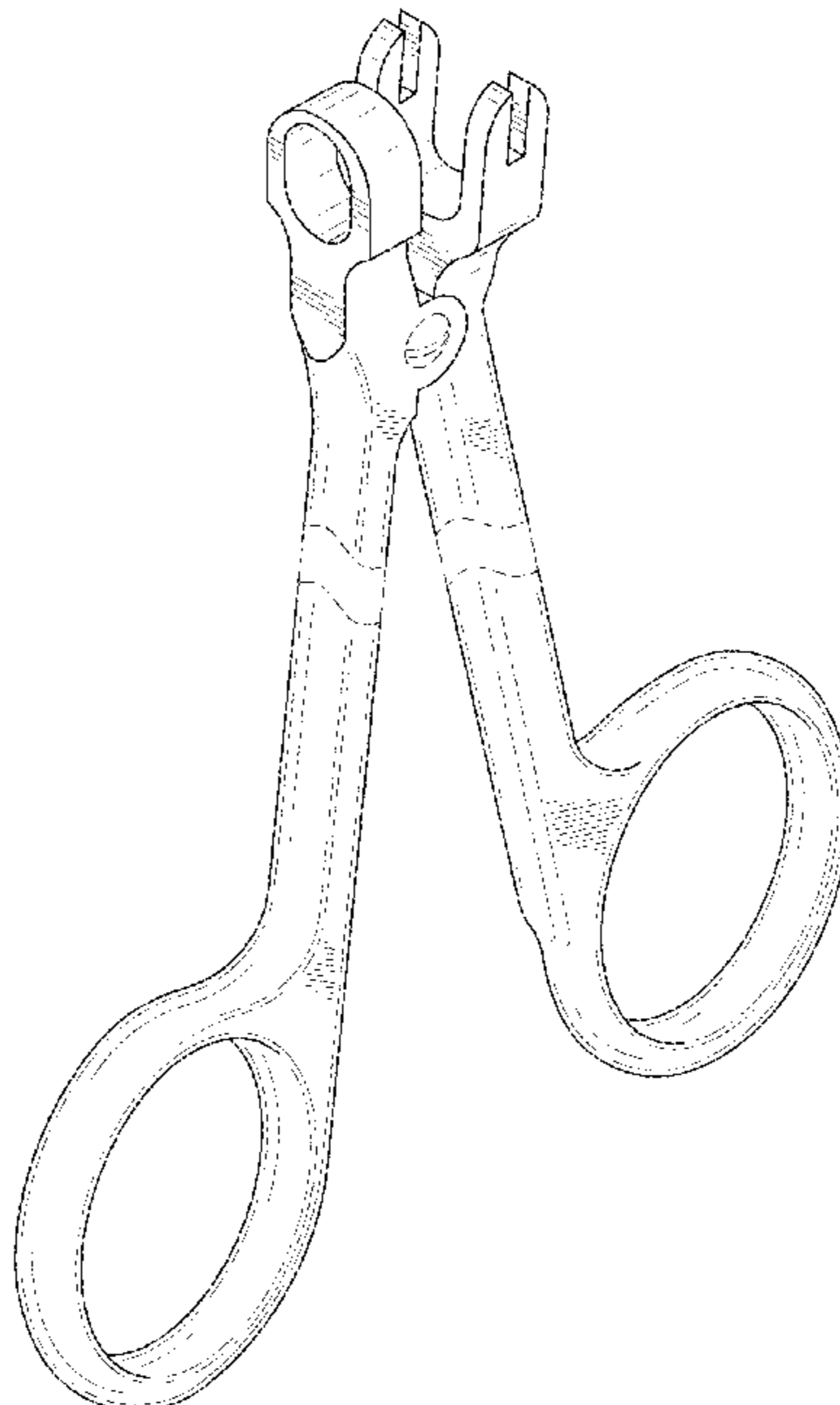
FIG. 5 is a right side view of the optical forceps of FIG. 1.

FIG. 6 is a top view of the optical forceps of FIG. 1; and,

FIG. 7 is a bottom view of the optical forceps of FIG. 1.

The broken away symbols in the drawings indicate that any
portion of the article beyond what is shown forms no part of
the claimed design.

1 Claim, 7 Drawing Sheets



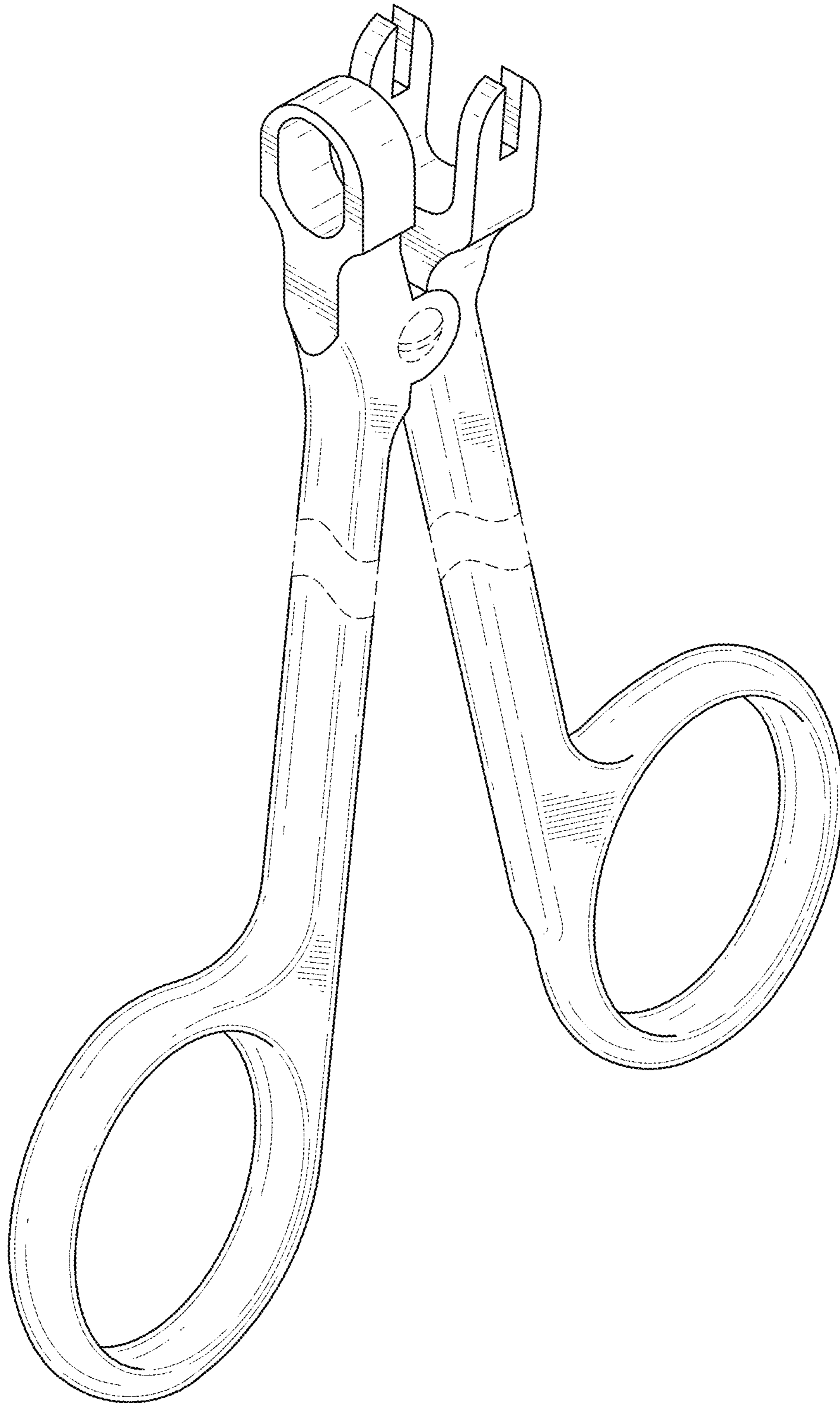


FIG. 1

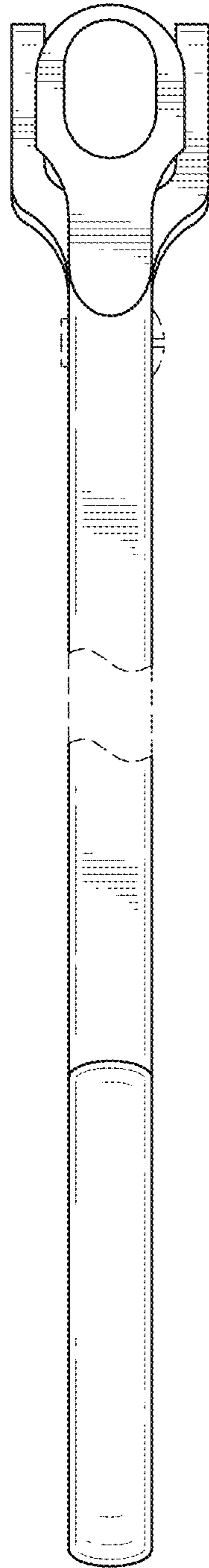


FIG.2

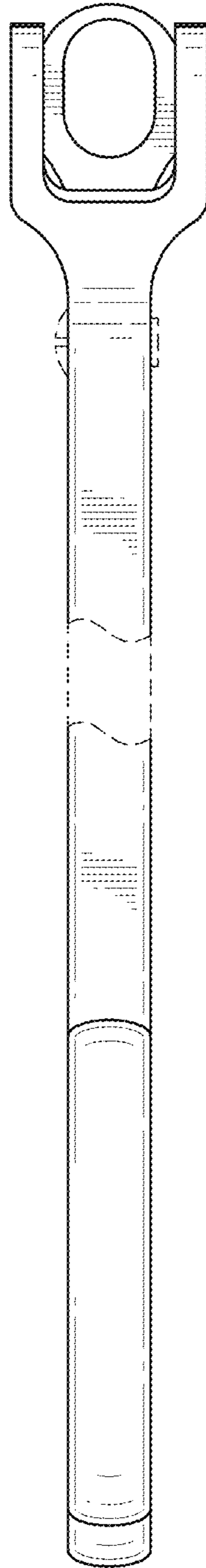


FIG.3

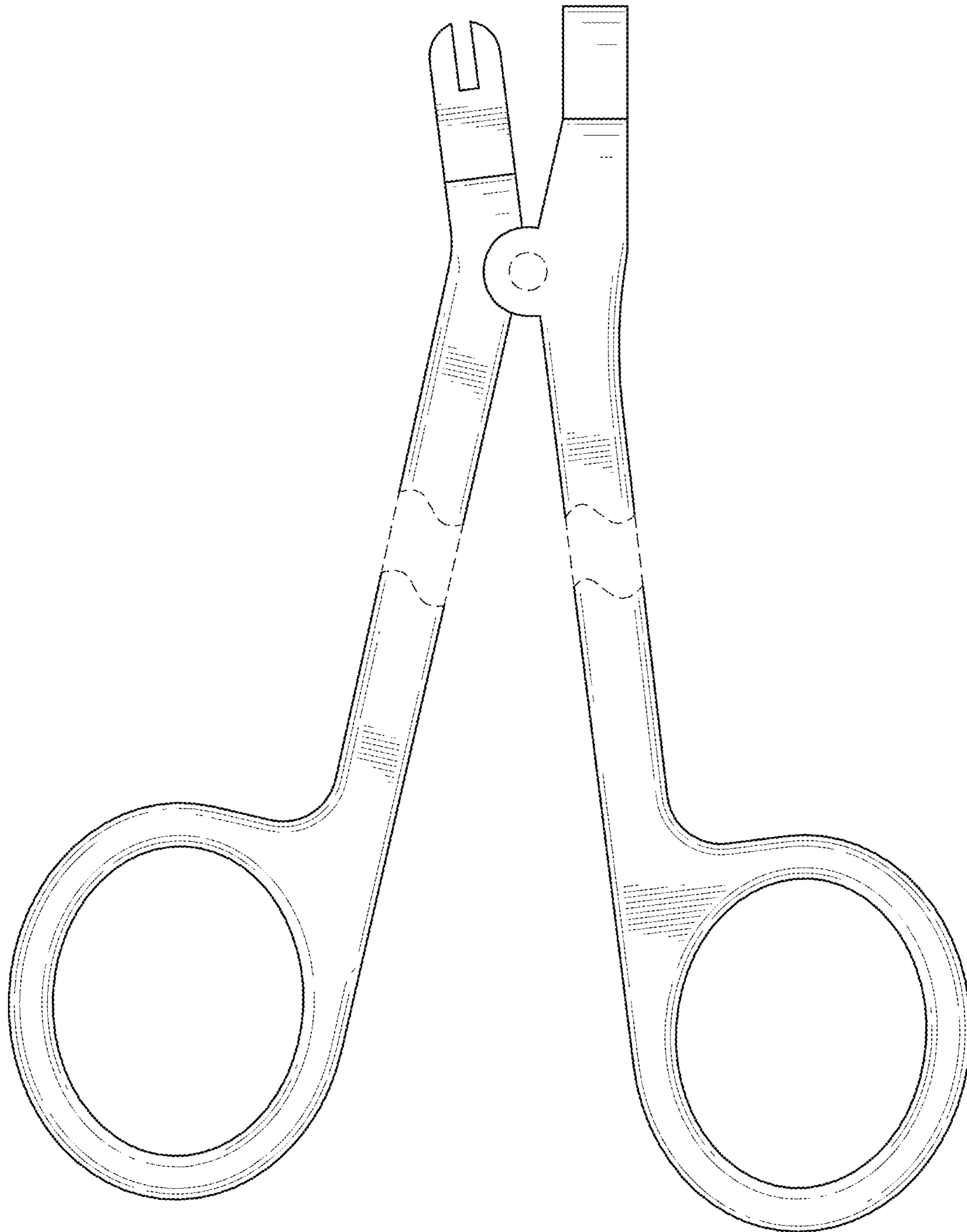


FIG.4

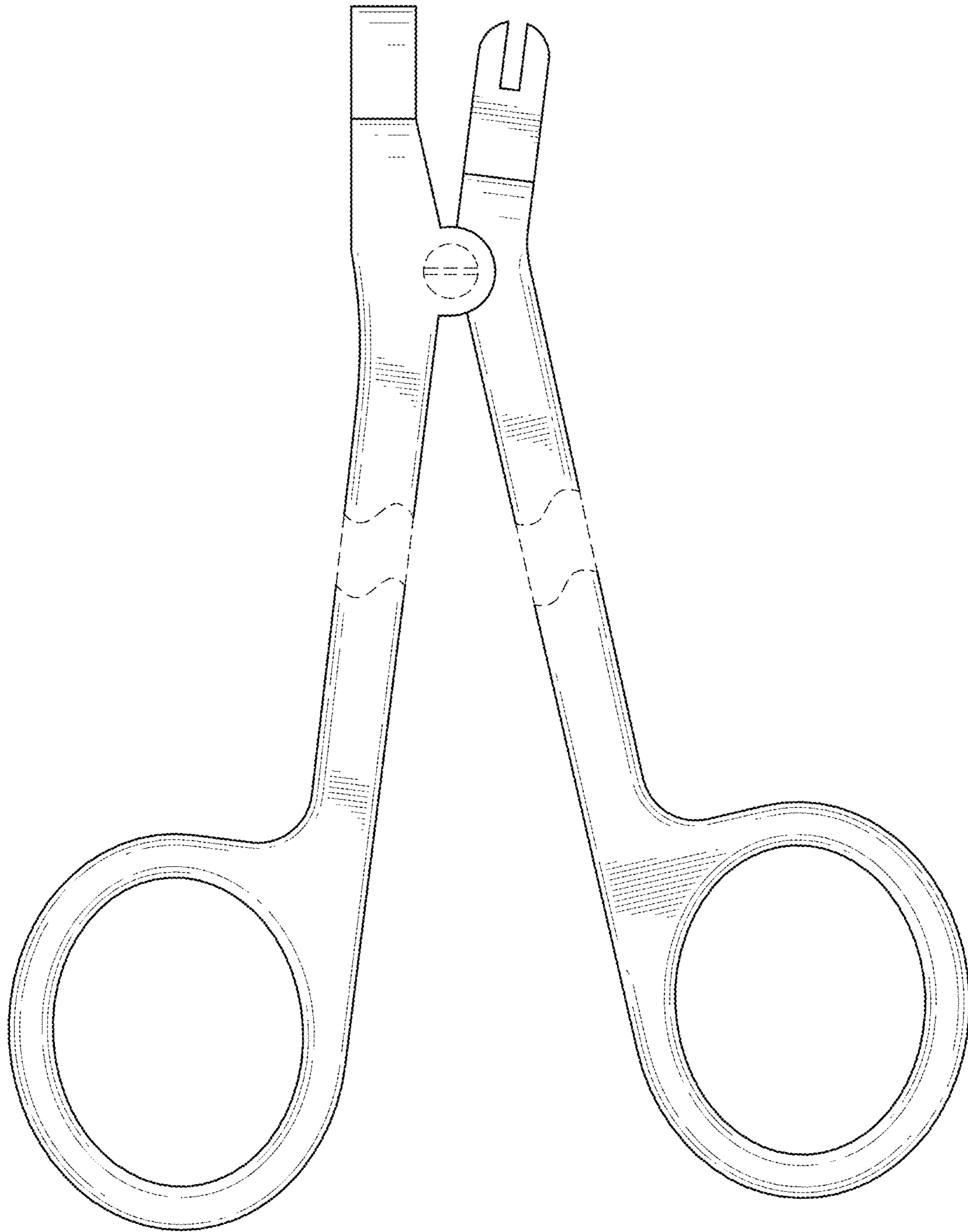


FIG.5

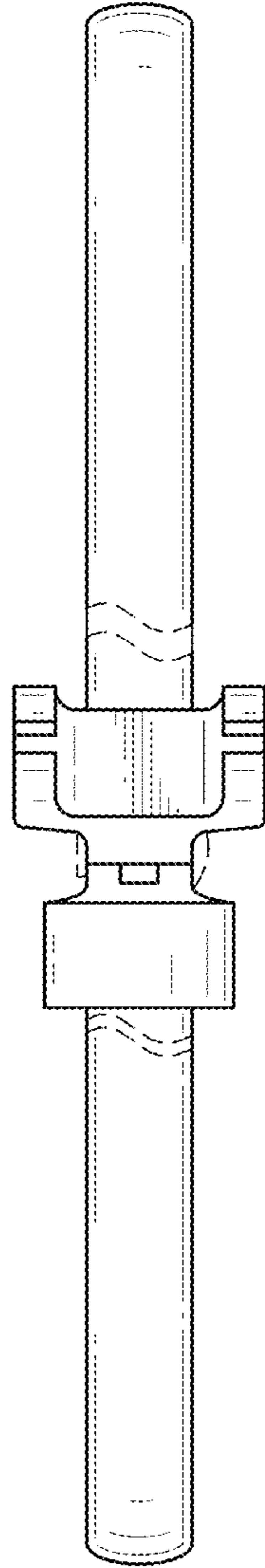


FIG.6

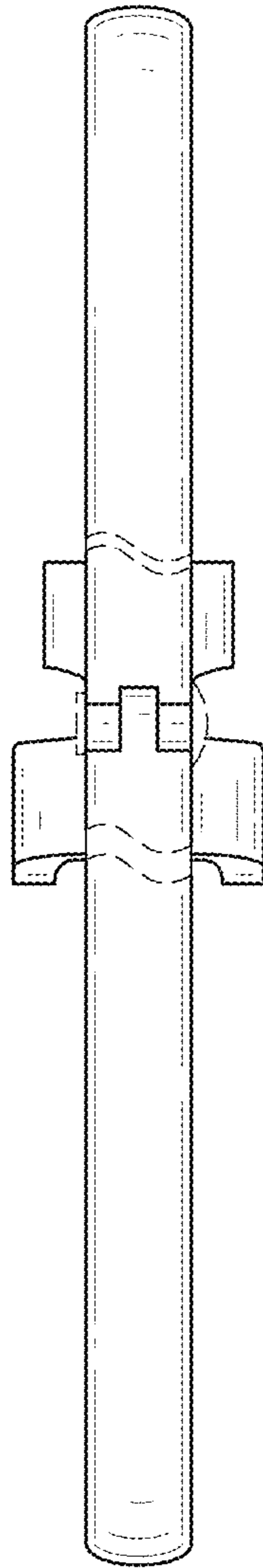


FIG.7