



US00D796666S

(12) **United States Design Patent** (10) **Patent No.:** **US D796,666 S**
Beechie (45) **Date of Patent:** **** Sep. 5, 2017**

(54) **EXTENDED ENEMA DEVICE APPLICATOR**

(71) Applicant: **Kenneth L. Beechie**, University Place, WA (US)

(72) Inventor: **Kenneth L. Beechie**, University Place, WA (US)

(**) Term: **15 Years**

(21) Appl. No.: **29/580,769**

(22) Filed: **Oct. 12, 2016**

Related U.S. Application Data

(62) Division of application No. 29/506,985, filed on Oct. 22, 2014, now Pat. No. Des. 772,399.

(51) **LOC (10) Cl.** **24-02**

(52) **U.S. Cl.**
USPC **D24/119**

(58) **Field of Classification Search**
USPC D24/108, 109, 115, 119, 121, 127, 129, 133, 135; 604/117, 187, 212, 275, 604/278, 279, 911
CPC ... A61M 3/0262; A61M 3/0279; A61M 31/00
See application file for complete search history.

(56) **References Cited**

U.S. PATENT DOCUMENTS

D385,628 S	10/1997	Echevarria	
6,110,150 A	8/2000	Singo	
D466,553 S *	12/2002	Yan	D9/724
D468,640 S *	1/2003	Mitchell	D9/503
D503,798 S	4/2005	Monteiro	
D630,734 S	1/2011	Speiser	
8,079,988 B2	12/2011	Beechie	
8,147,445 B2	4/2012	Cox	

D729,929 S	5/2015	McBride et al.	
D746,445 S	12/2015	Lazarus	
D750,228 S *	2/2016	Strong	D24/127
D750,771 S	3/2016	Malin et al.	
D772,399 S *	11/2016	Beechie	D24/119
2008/0215011 A1	9/2008	Beechie	
2010/0042056 A1	2/2010	Beechie	
2010/0249730 A1	9/2010	Beechie	
2012/0310174 A1	12/2012	Yoo	
2014/0128677 A1	5/2014	Lenart et al.	

* cited by examiner

Primary Examiner — Garth Rademaker
Assistant Examiner — Samantha Q Lawrence
(74) *Attorney, Agent, or Firm* — Christensen O'Connor Johnson Kindness PLLC


(57) **CLAIM**

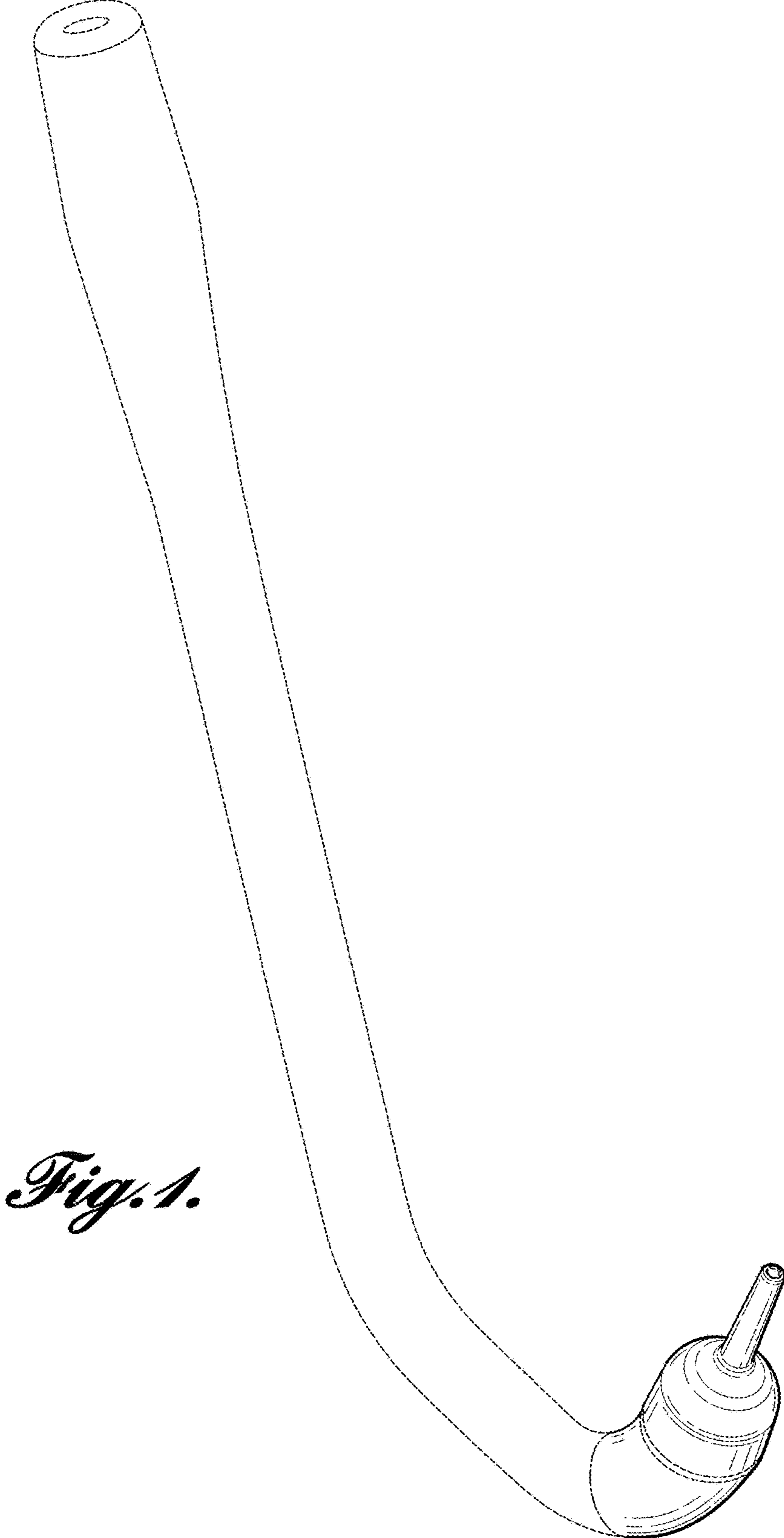
The ornamental design for an extended enema device applicator, as shown and described.

DESCRIPTION

FIG. 1 is a top front right perspective view of an extended enema device applicator according to another embodiment of my new design;
FIG. 2 is a front elevation view thereof, wherein a rear elevation view is a mirror image of the front elevation view;
FIG. 3 is a right side elevation view thereof;
FIG. 4 is a left side elevation view thereof;
FIG. 5 is a top plan view thereof; and,
FIG. 6 is a bottom plan view thereof.
The broken lines shown in FIGS. 1-6 illustrate portions of the extended enema device applicator that form no part of the claimed design. The dash-dot lines shown in FIGS. 1-6 adjacent to the area where the claimed portion ends indicate a boundary of the claimed design and form no part thereof.

1 Claim, 4 Drawing Sheets





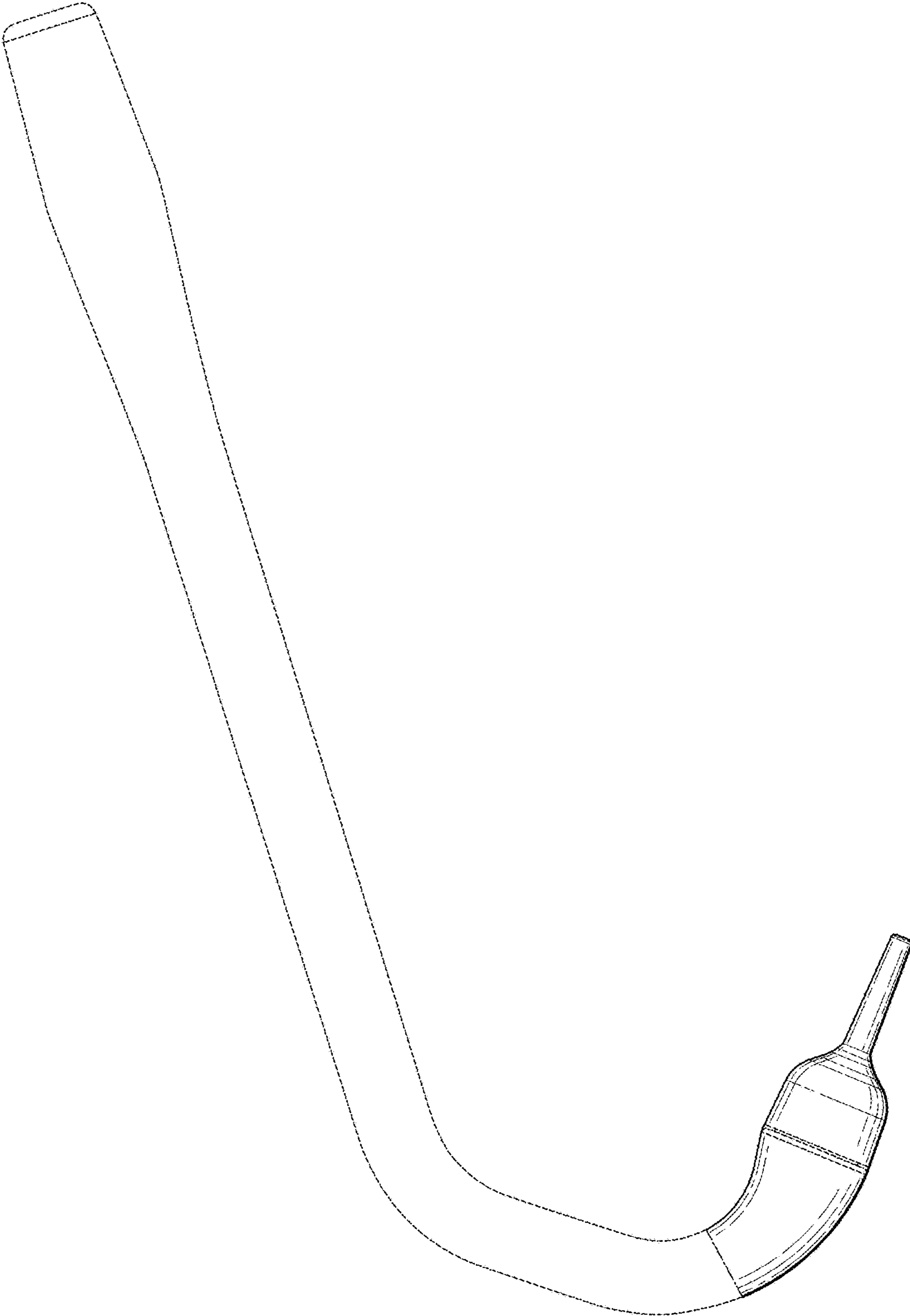


Fig. 2.




Fig. 3.




Fig. 4.




Fig. 5.




Fig. 6.