



US00D796665S

(12) **United States Design Patent** (10) **Patent No.:** **US D796,665 S**  
**Tafazoli et al.** (45) **Date of Patent:** **\*\* Sep. 5, 2017**

(54) **AUTOINJECTOR**

- (71) Applicant: **AMGEN INC.**, Thousand Oaks, CA (US)
- (72) Inventors: **Sahba Tafazoli**, Thousand Oaks, CA (US); **Emily Card Razaqi**, Calabasas, CA (US); **Valerie M. Fenster**, Woodland Hills, CA (US); **Stephanie Toy**, Moorpark, CA (US); **Scott R. Gibson**, Granada Hills, CA (US); **Denise Meyer**, Sudbury, MA (US); **Erik Timpers**, Sherman Oaks, CA (US); **Catherine Arboleda Tamura**, Thousand Oaks, CA (US); **Peter T. So**, Studio City, CA (US); **Ravi Sawhney**, Malibu, CA (US); **Lance Hussey**, Thousand Oaks, CA (US); **Harnish Jani**, Los Angeles, CA (US); **Kurt Botsai**, Thousand Oaks, CA (US); **Young Bang**, Oakland, CA (US); **Gregory VanderPol**, Long Beach, CA (US); **Shushuo Wu**, Thousand Oaks, CA (US); **Cathy Tran**, Torrance, CA (US); **Noureddine Malaeb**, Moussaitbeh (LB)
- (73) Assignee: **AMGEN INC.**, Thousand Oaks, CA (US)
- (\*\*) Term: **14 Years**
- (21) Appl. No.: **29/511,176**
- (22) Filed: **Dec. 8, 2014**
- (51) **LOC (10) Cl.** ..... **24-02**
- (52) **U.S. Cl.**  
USPC ..... **D24/112**
- (58) **Field of Classification Search**  
USPC ..... D24/112-114, 108, 133, 130, 127, 186;  
606/181, 185; 604/264, 272, 187, 181,  
604/184, 227

(Continued)

(56) **References Cited**

U.S. PATENT DOCUMENTS

- 5,478,316 A 12/1995 Bitdinger et al.  
5,540,664 A 7/1996 Wyrick  
(Continued)

FOREIGN PATENT DOCUMENTS

- WO WO-2013001378 A2 1/2013  
WO WO-2014019997 A1 2/2014

*Primary Examiner* — David Muller

(74) *Attorney, Agent, or Firm* — Marshall, Gerstein & Borun LLP

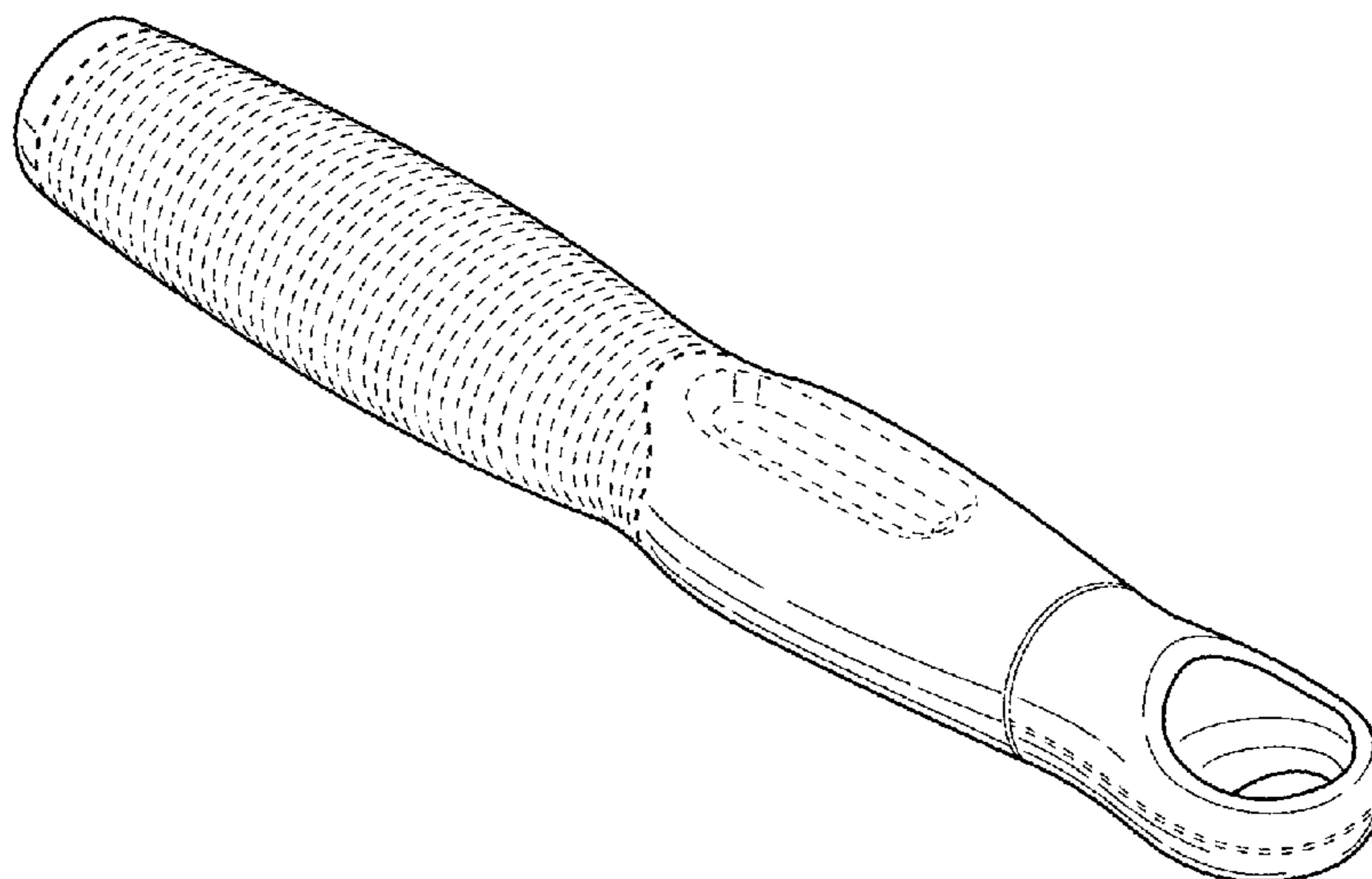
(57) **CLAIM**

The ornamental design for an autoinjector, as shown and described.

**DESCRIPTION**

FIG. 1 is a perspective view showing a new design for an autoinjector with a removable cap;  
FIG. 2 is a right side view of the autoinjector and removable cap of FIG. 1;  
FIG. 3 is a left side view of the autoinjector and removable cap of FIG. 1;  
FIG. 4 is a front view of the autoinjector and removable cap of FIG. 1;  
FIG. 5 is a rear view of the autoinjector and removable cap of FIG. 1;  
FIG. 6 is a top view of the autoinjector and removable cap of FIG. 1 showing the top of the removable cap while positioned on the autoinjector; and,  
FIG. 7 is a bottom view of the autoinjector of FIG. 1.  
The dashed lines showing portions of the autoinjector are included for the purpose of illustrating environment and form no part of the claimed design.

**1 Claim, 4 Drawing Sheets**



(58) **Field of Classification Search**

CPC ..... A61M 5/178; A61M 3/00; A61M 5/20;  
A61M 5/31

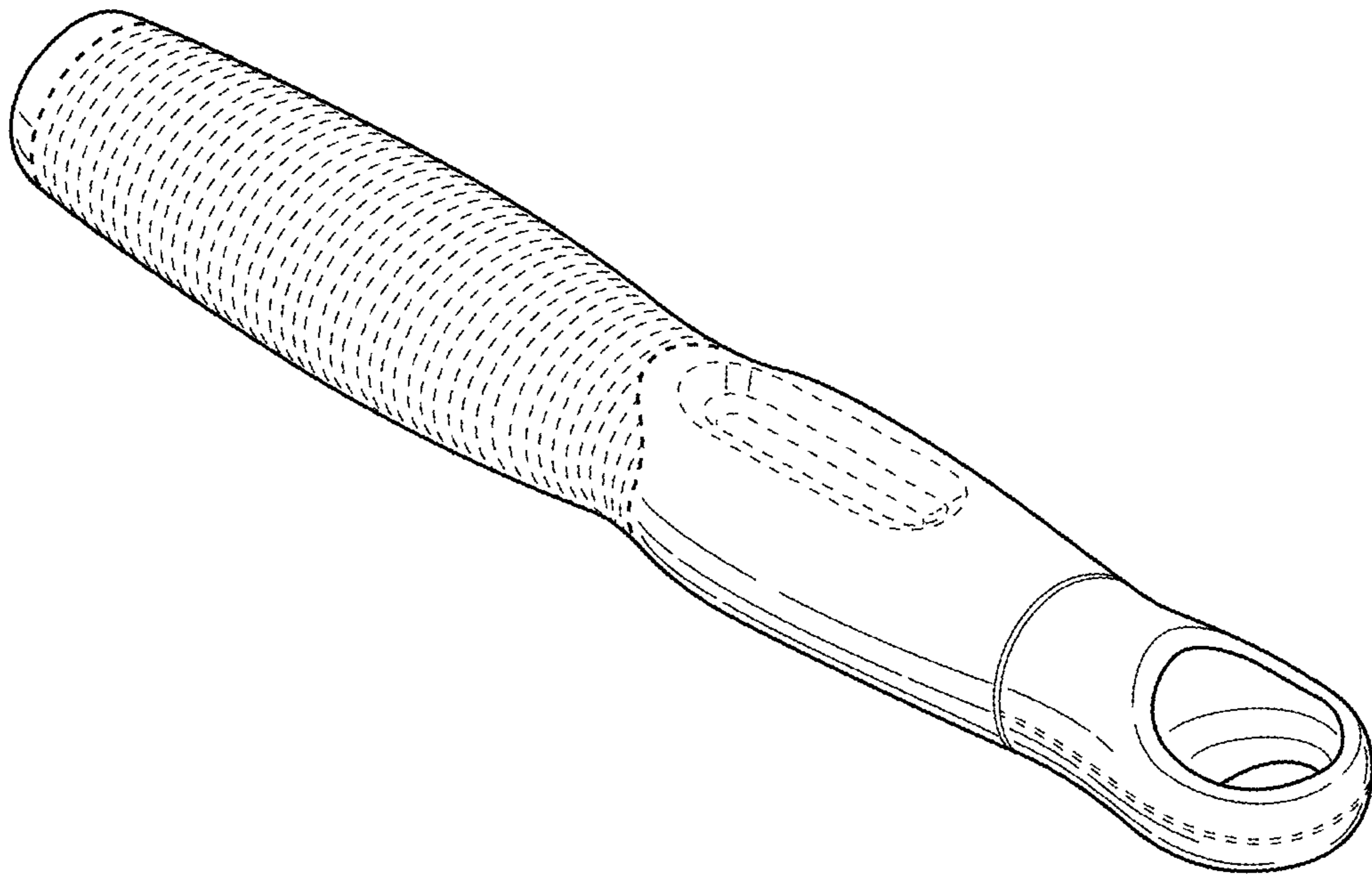
See application file for complete search history.

(56) **References Cited**

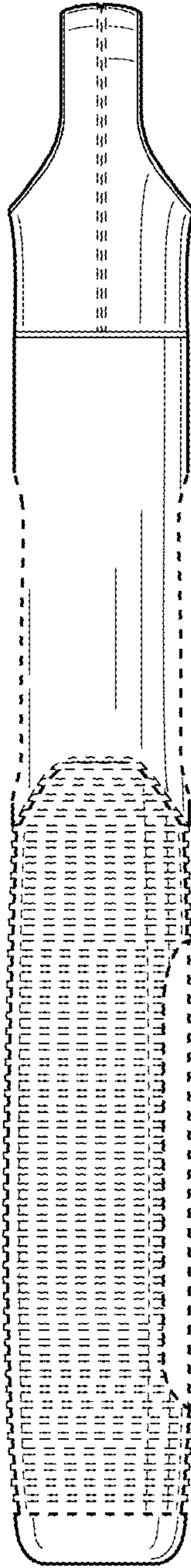
U.S. PATENT DOCUMENTS

5,709,662	A	1/1998	Olive et al.	
D441,447	S *	5/2001	Hjertman .....	D24/133
7,462,168	B2	12/2008	Stonehouse et al.	
D597,668	S *	8/2009	Woodruff .....	D24/133
D598,543	S *	8/2009	Vogel .....	D24/133
7,875,006	B2	1/2011	Pessin	
D641,078	S *	7/2011	Morgan .....	D24/114
8,048,035	B2	11/2011	Mesa et al.	
D660,419	S *	5/2012	Morgan .....	D24/130
D671,638	S *	11/2012	Young .....	D24/113
8,435,215	B2	5/2013	Abry et al.	
D717,941	S *	11/2014	Mach .....	D24/113
D726,902	S *	4/2015	McLoughlin .....	D24/113
D726,908	S *	4/2015	Yu .....	D24/130
D733,869	S *	7/2015	Ratjen .....	D24/113
D735,848	S *	8/2015	Dubuc .....	D24/113
D737,952	S *	9/2015	Matsumura .....	D24/108
D739,932	S *	9/2015	Ratjen .....	D24/113
2003/0060777	A1	3/2003	Benz et al.	
2009/0182284	A1	7/2009	Morgan	
2013/0310746	A1	11/2013	Wozencroft	
2013/0331796	A1	12/2013	Wozencroft	
2014/0171881	A1	6/2014	Cabiri	
2014/0358085	A1	12/2014	McLoughlin et al.	
2015/0273151	A1	10/2015	McLoughlin et al.	

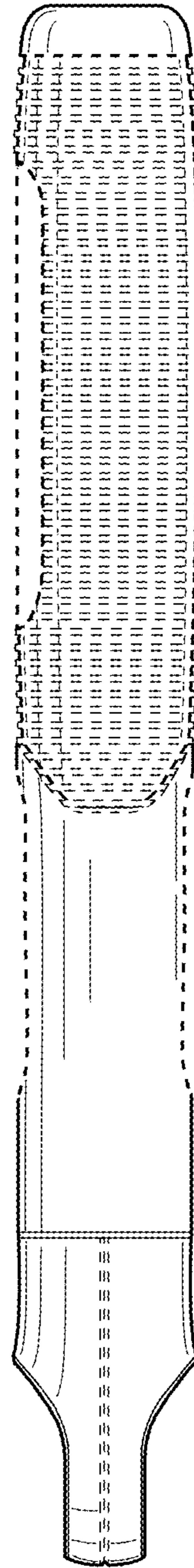
\* cited by examiner



**FIG. 1**

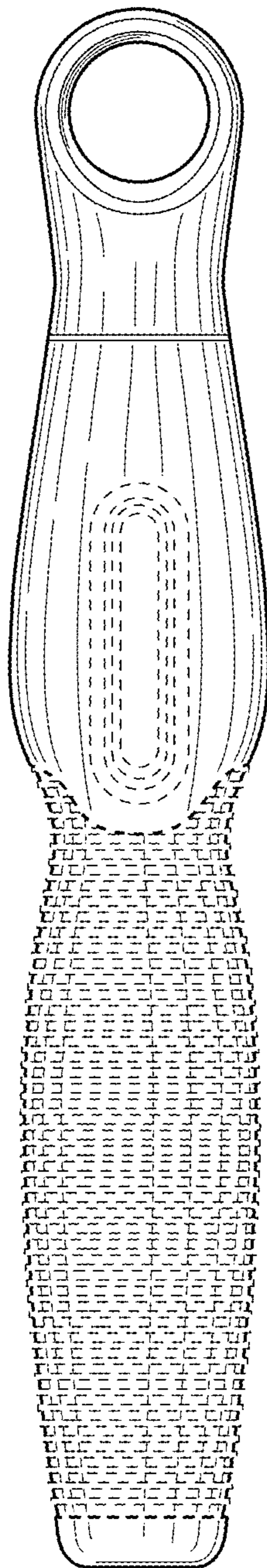


**FIG. 2**

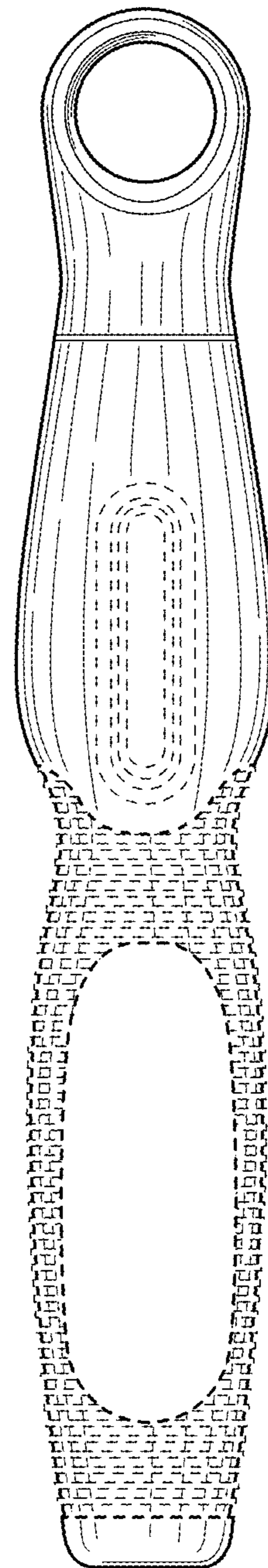


**FIG. 3**

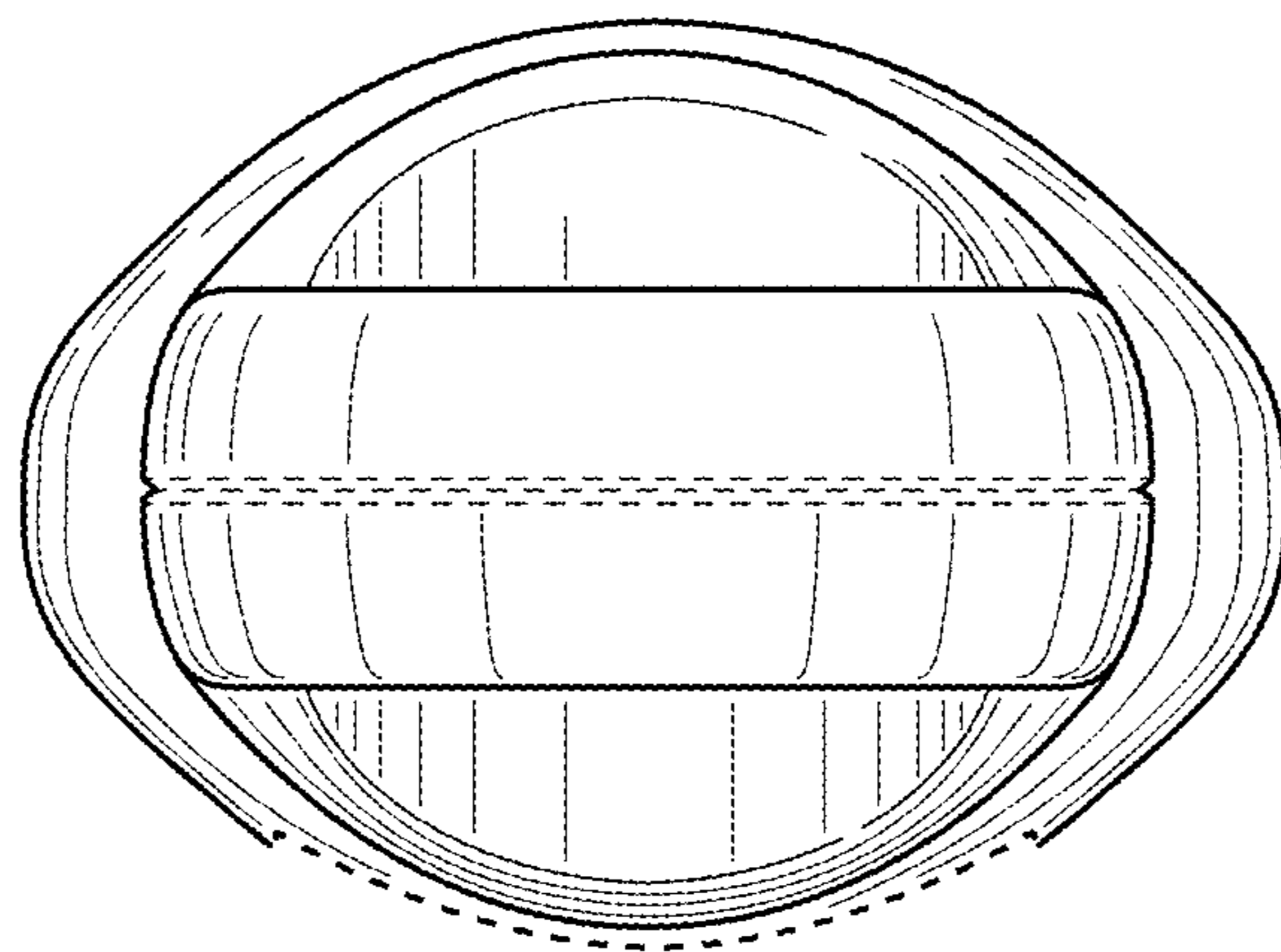




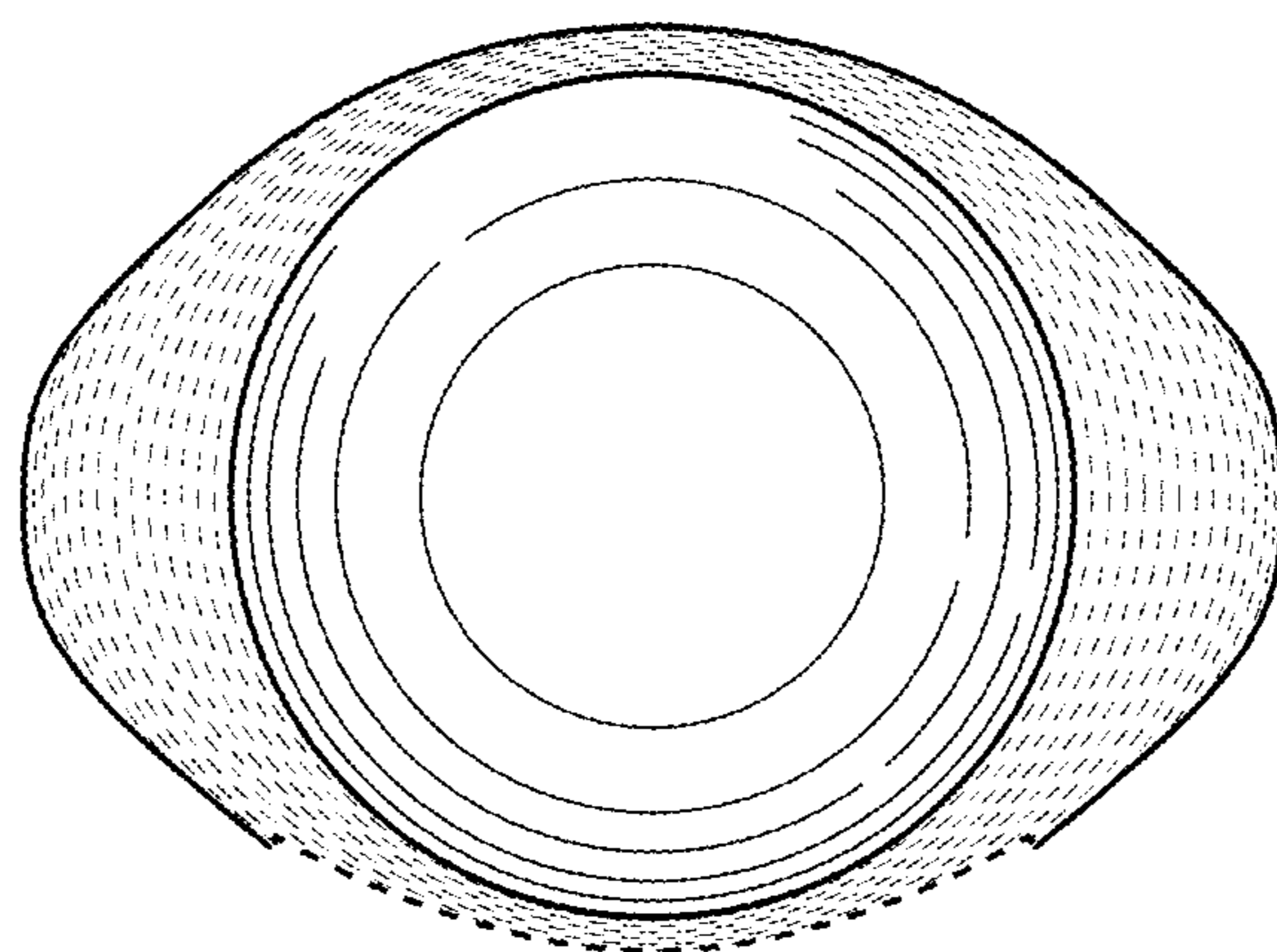
**FIG. 4**



**FIG. 5**



**FIG. 6**



**FIG. 7**