



US00D796626S

(12) **United States Design Patent**
Grayson et al.

(10) **Patent No.:** **US D796,626 S**

(45) **Date of Patent:** **** Sep. 5, 2017**

(54) **FISH GRIPPER**

(71) Applicant: **Normark Innovations, Inc.**,
Minnetonka, MN (US)

(72) Inventors: **Jeremy Grayson**, Central (HK); **Chi Ming Wong**, Kowloon (HK)

(73) Assignee: **Rapala VMC Corporation**, Helsinki (FI)

(**) Term: **15 Years**

(21) Appl. No.: **29/535,238**

(22) Filed: **Aug. 5, 2015**

(51) **LOC (10) Cl.** **22-05**

(52) **U.S. Cl.**
USPC **D22/150**; D8/54

(58) **Field of Classification Search**
USPC D8/4, 9, 51, 52, 54; D22/149, 150, 199
CPC B25B 7/00; B25B 7/02; B25B 7/04; B25B 7/06; B25B 7/10; B25B 7/12; B25B 7/14; B25B 7/22; B25B 7/123; B25B 1/00; B25B 5/00; B25B 5/006; B25B 5/10; B25B 5/101; B25B 5/103; B25B 13/46; B25B 13/48; B25B 25/49826; F42B 3/26; B25F 1/00; B25F 1/003
See application file for complete search history.

(56) **References Cited**

U.S. PATENT DOCUMENTS

- 1,452,642 A * 4/1923 Keating B25F 1/003 30/191
- 4,057,863 A * 11/1977 Bewley B25B 7/22 7/106
- D350,892 S * 9/1994 Sorensen D8/395
- D372,178 S * 7/1996 Gossett D8/395
- D424,391 S * 5/2000 Lamond D8/52
- D424,899 S * 5/2000 Jaime D8/52

- D428,317 S * 7/2000 Lin D8/52
- D485,481 S * 1/2004 Wolff D8/72
- D494,826 S * 8/2004 Jansson D8/52
- 6,834,571 B1 * 12/2004 Lowe B25B 7/00 7/107
- D515,386 S * 2/2006 Noniewicz D8/72
- D524,128 S * 7/2006 Puerta D8/52
- D543,813 S * 6/2007 Tutorow D8/52
- D609,541 S * 2/2010 Hutchfield D8/52
- D634,598 S * 3/2011 Powley D8/52
- D637,054 S * 5/2011 Schleiminger D8/52
- D652,702 S * 1/2012 Demers D8/52

(Continued)

Primary Examiner — Manpreet Matharu

Assistant Examiner — Suzanne Tisdell

(74) *Attorney, Agent, or Firm* — Dority & Manning, P.A.

(57) **CLAIM**

The ornamental design for a fish gripper, as shown and described.

DESCRIPTION

FIG. 1 is a perspective view of the fish gripper of the present invention.

FIG. 2 is a side view of the fish gripper illustrated in FIG. 1.

FIG. 3 is opposite side view of the fish gripper illustrated in FIG. 1.

FIG. 4 is front view of the fish gripper illustrated in FIG. 1.

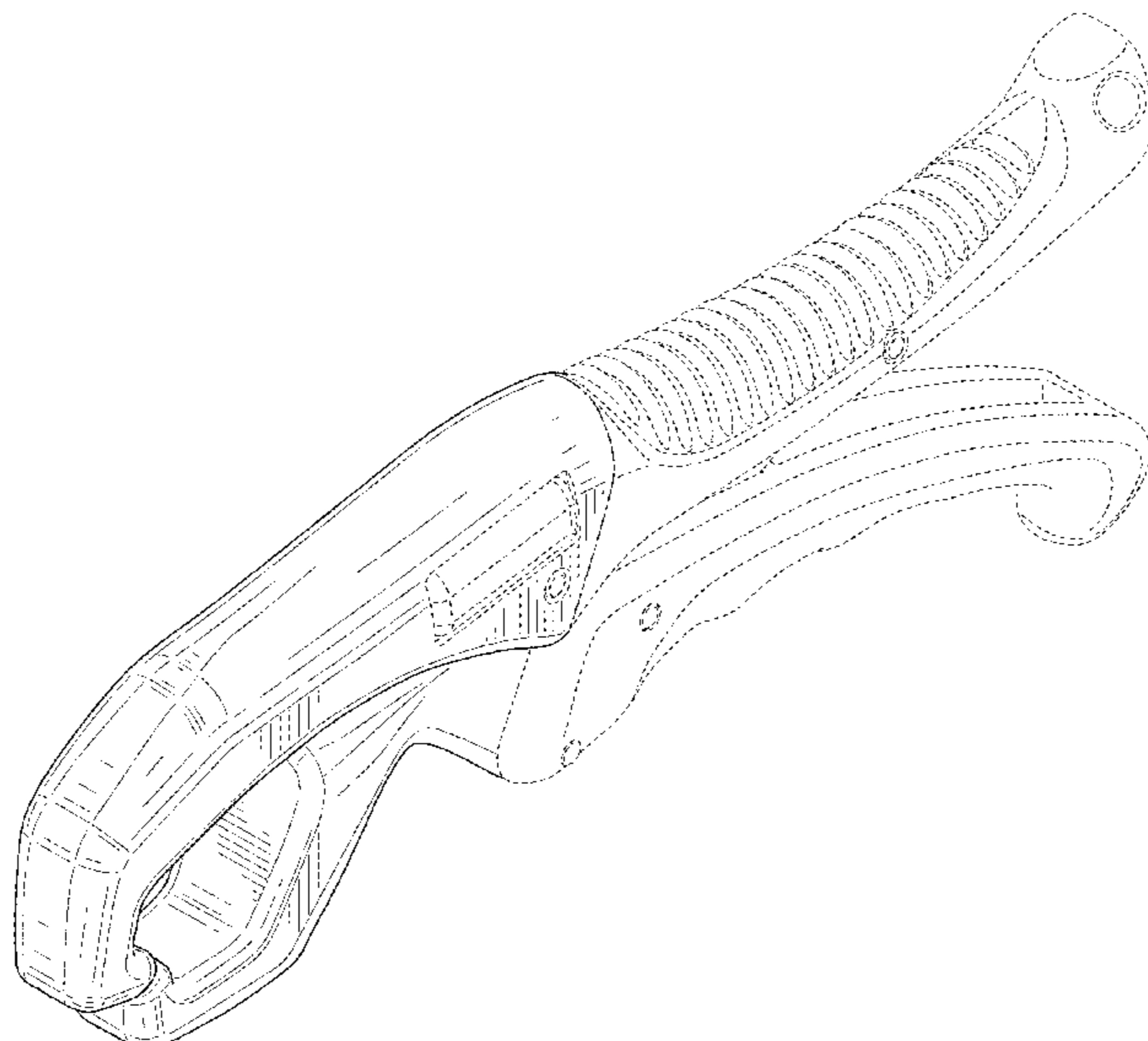
FIG. 5 is rear view of the fish gripper illustrated in FIG. 1.

FIG. 6 is a top view of the fish gripper illustrated in FIG. 1; and,

FIG. 7 is a bottom view of the fish gripper illustrated in FIG. 1.

The evenly spaced broken lines shown in FIGS. 1-7 represent portions of the fish gripper that form no part of the claimed design. Dot-dash broken lines depict a boundary between claimed and unclaimed portions of the fish gripper.

1 Claim, 6 Drawing Sheets



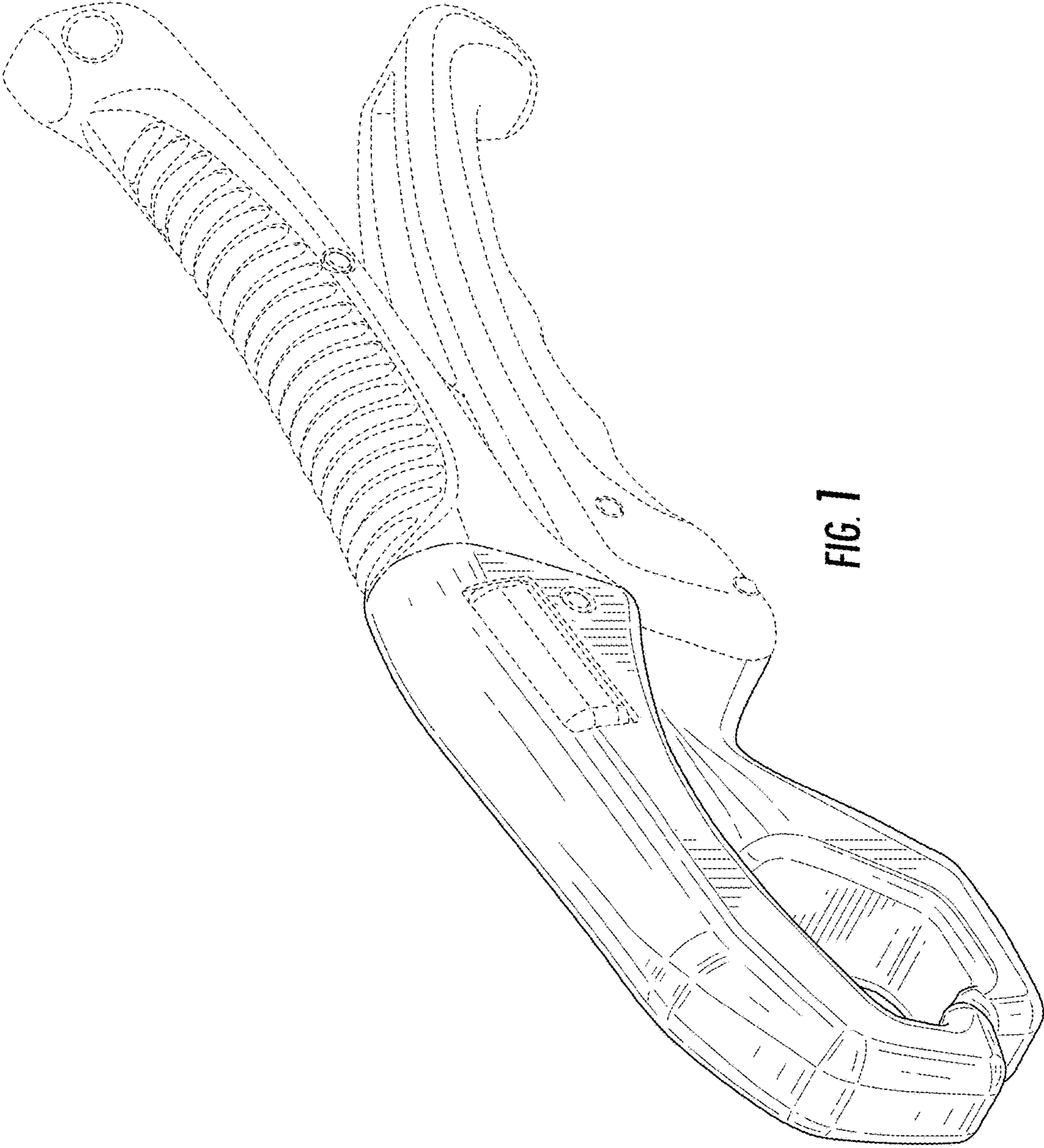
(56)

References Cited

U.S. PATENT DOCUMENTS

D658,958	S *	5/2012	Pagliari	D8/52
D711,711	S *	8/2014	Phillips, Sr.	D8/52
D715,121	S *	10/2014	Lai	D8/52
D718,999	S *	12/2014	Robinson	D8/72
D722,851	S *	2/2015	Constantine	D8/52
D724,917	S *	3/2015	Roberts	D8/107
D732,915	S *	6/2015	Mandic	D8/52
D740,095	S *	10/2015	Battenfeld	D8/52
D741,675	S *	10/2015	Gibson, Jr.	D8/52
D741,676	S *	10/2015	Li	D21/468
D744,306	S *	12/2015	Peirce	D8/52
D750,462	S *	3/2016	Noniewicz	D8/72
2011/0030145	A1 *	2/2011	Mandic	B25B 7/02 7/107
2014/0157524	A1 *	6/2014	Mote	B25F 1/003 7/156
2014/0338133	A1 *	11/2014	Gonzalez	B25F 1/003 7/128
2015/0165597	A1 *	6/2015	Chern	B25B 7/04 81/385

* cited by examiner



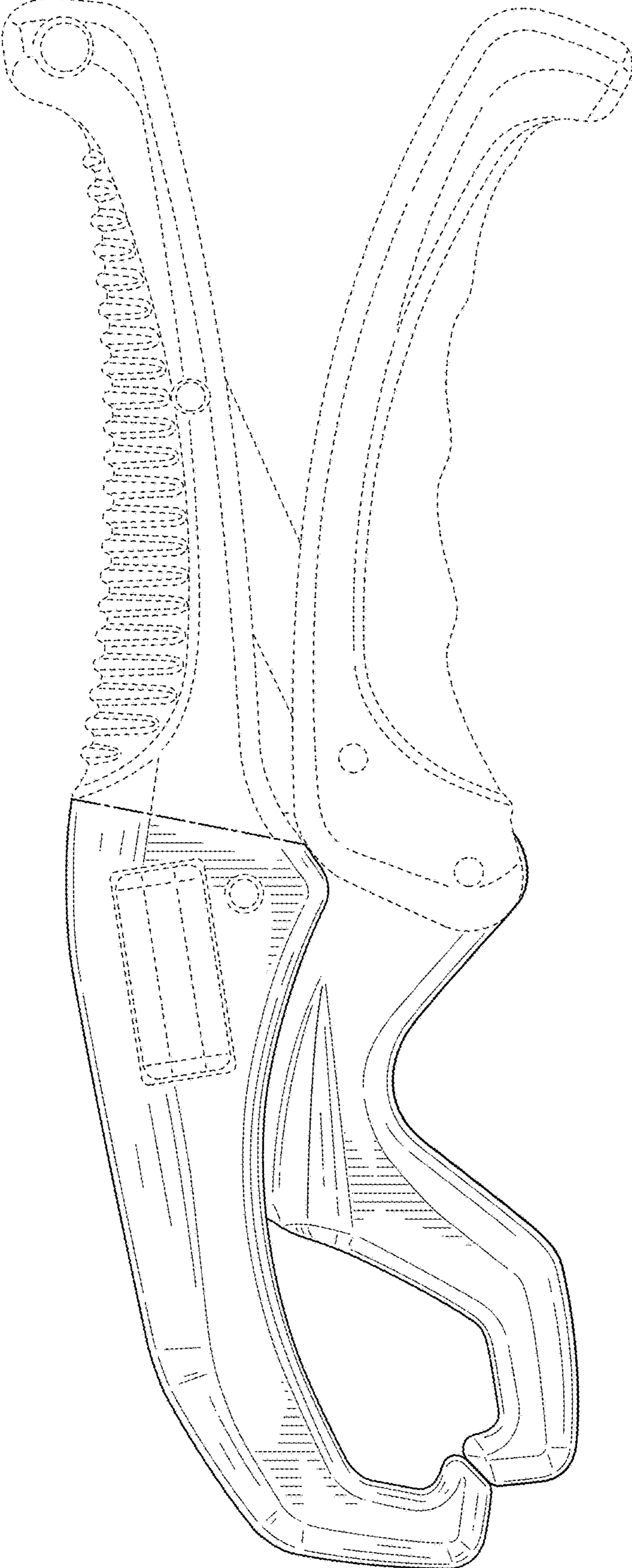


FIG. 2

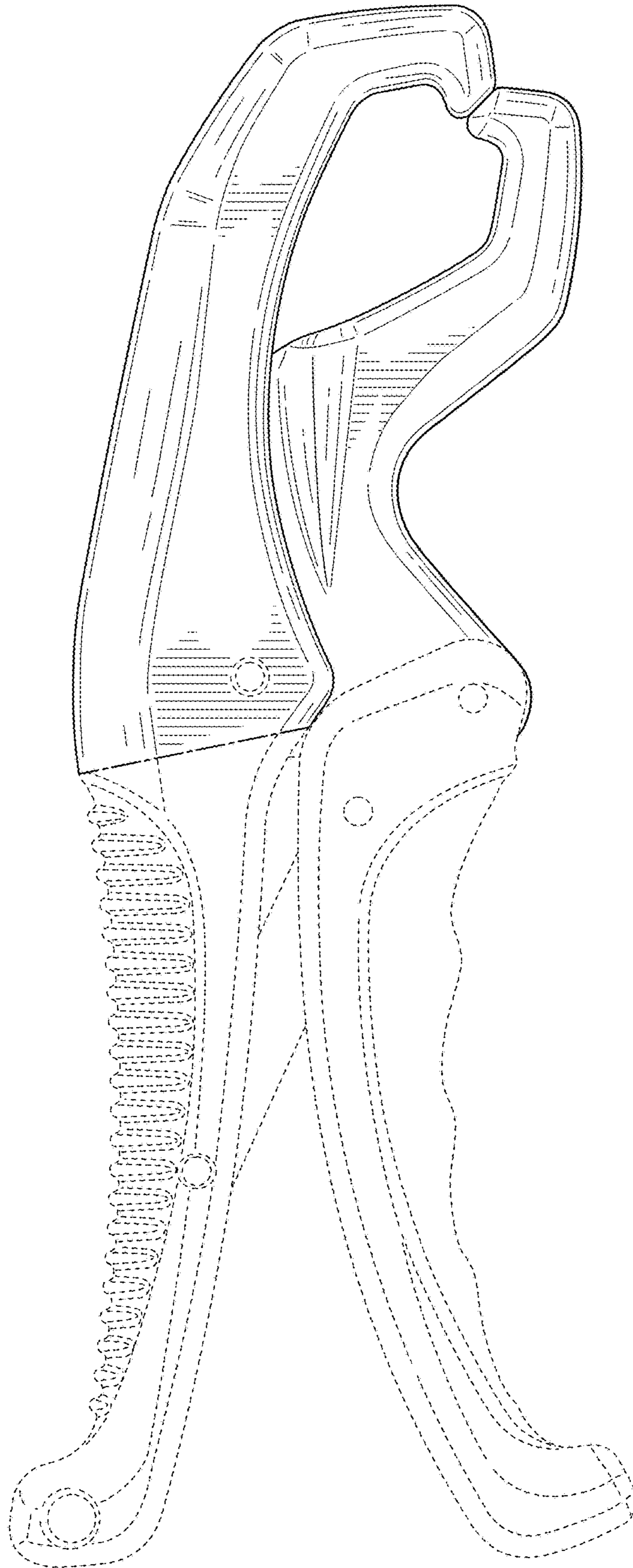


FIG. 3

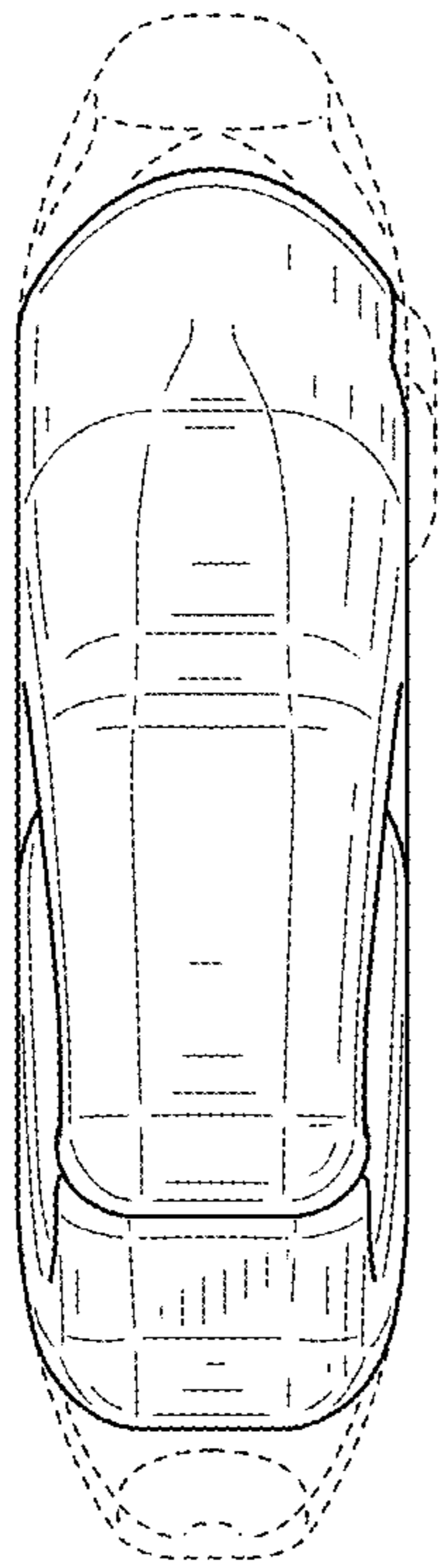


FIG. 4

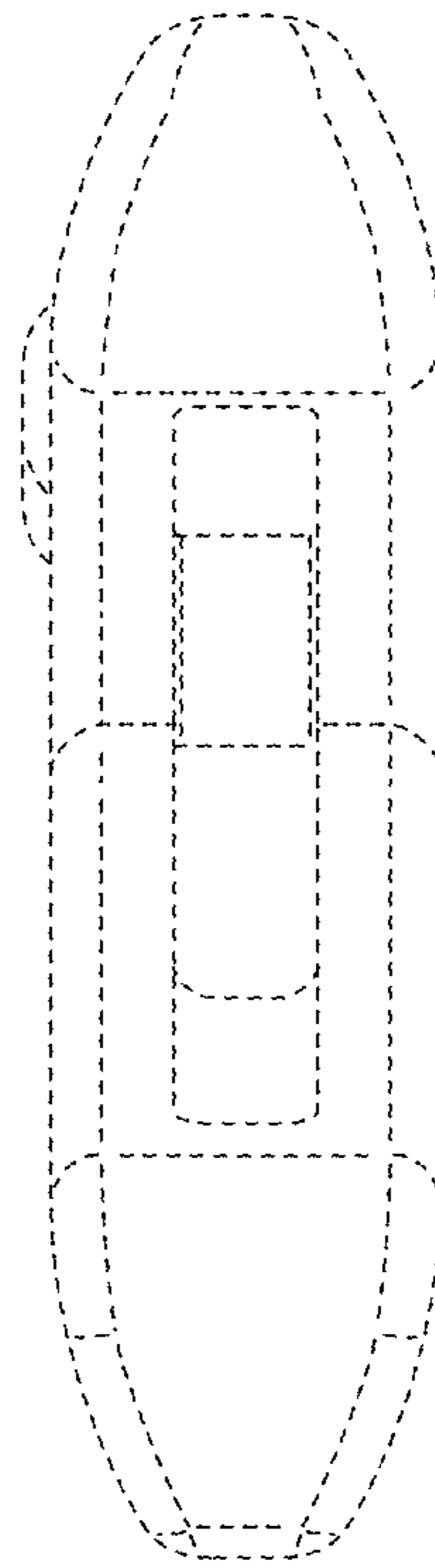


FIG. 5

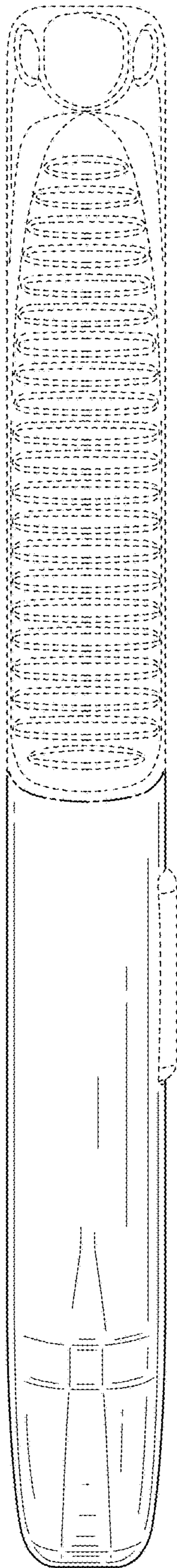


FIG. 6

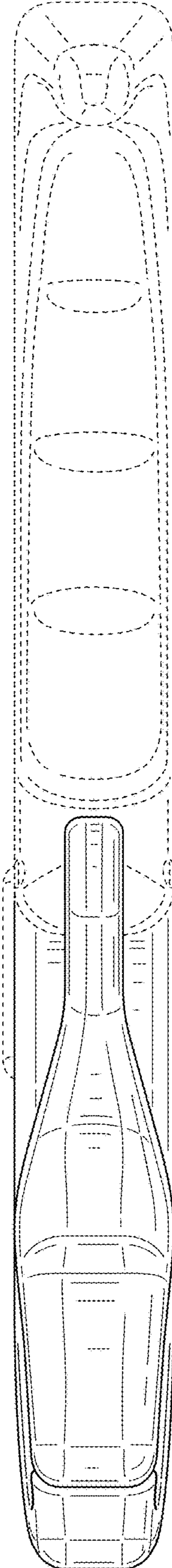


FIG. 7