

US00D796594S

(12) **United States Design Patent** (10) **Patent No.:** **US D796,594 S**
Wills et al. (45) **Date of Patent:** **** Sep. 5, 2017**

(54) **THROWING APPARATUS**
(71) Applicant: **Doskocil Manufacturing Company, Inc.**, Arlington, TX (US)
(72) Inventors: **Ryan Daniel Wills**, Carrollton, TX (US); **Kyle Douglas Burger**, Seattle, WA (US)
(73) Assignee: **DOSKOCIL MANUFACTURING COMPANY, INC.**, Arlington, TX (US)
(**) Term: **15 Years**
(21) Appl. No.: **29/556,197**
(22) Filed: **Feb. 29, 2016**
(51) **LOC (10) Cl.** **21-02**
(52) **U.S. Cl.**
USPC **D21/722**
(58) **Field of Classification Search**
USPC D21/722-724; D30/160
CPC A63B 59/20; A63B 60/50; A63B 60/00;
A63B 60/46; A63B 2102/14
See application file for complete search history.

(56) **References Cited**
U.S. PATENT DOCUMENTS
2,029,790 A * 2/1936 Bernhard A63B 59/20
473/513
D183,084 S * 6/1958 Carlson D21/723

D244,306 S * 5/1977 Bisch D21/723
4,045,026 A * 8/1977 Gillespie A63B 59/20
124/5
D363,098 S * 10/1995 Chen D21/723
D428,085 S * 7/2000 Kirch D21/722
D525,326 S * 7/2006 Green D21/722
D525,670 S * 7/2006 Green D21/722
D603,917 S * 11/2009 Riikonen D21/722

* cited by examiner

Primary Examiner — Mitchell Siegel
(74) *Attorney, Agent, or Firm* — Global IP Counselors, LLP

(57) **CLAIM**

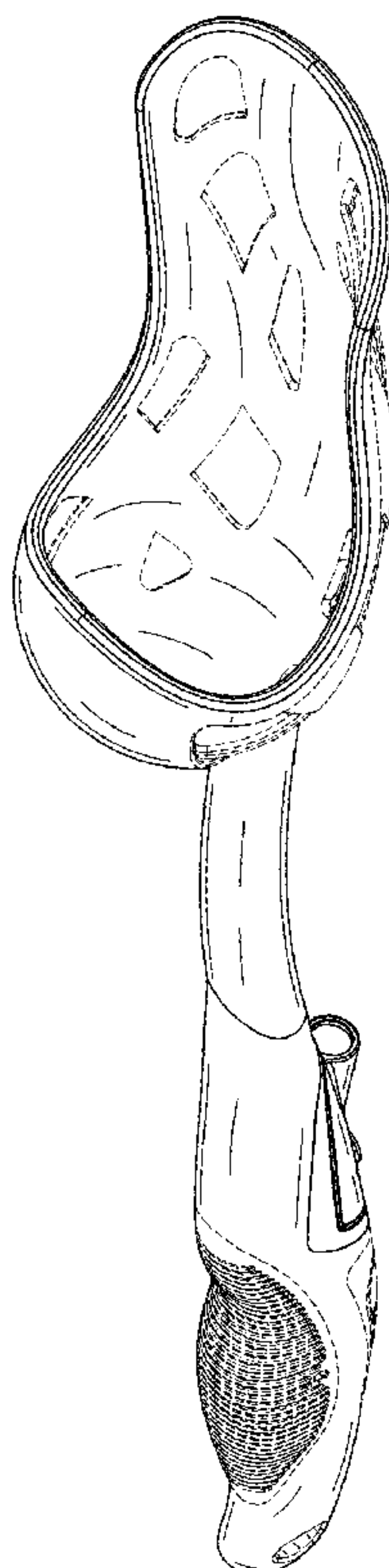
The ornamental design for a throwing apparatus, as shown and described.

DESCRIPTION

FIG. 1 is a front perspective view of a throwing apparatus in accordance with our new design;
FIG. 2 is a side perspective view thereof;
FIG. 3 is a side perspective view thereof;
FIG. 4 is a bottom view thereof;
FIG. 5 is a top view thereof;
FIG. 6 is a side view thereof;
FIG. 7 is a side view thereof;
FIG. 8 is a back view thereof; and,
FIG. 9 is a front view thereof.

The broken lines depict environmental subject matter, are for illustration only, and form no part of the claimed design.

1 Claim, 5 Drawing Sheets



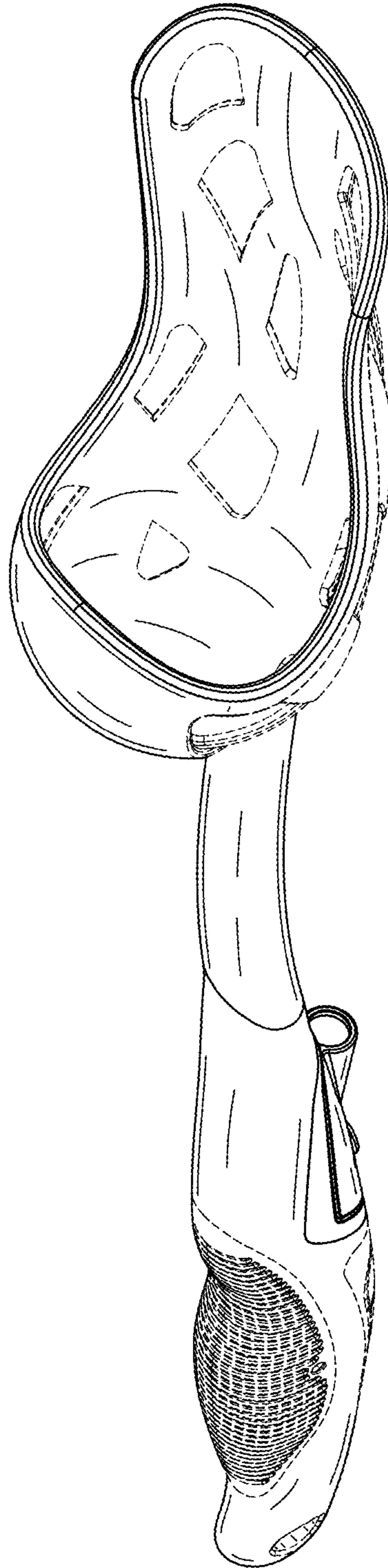


FIG. 1

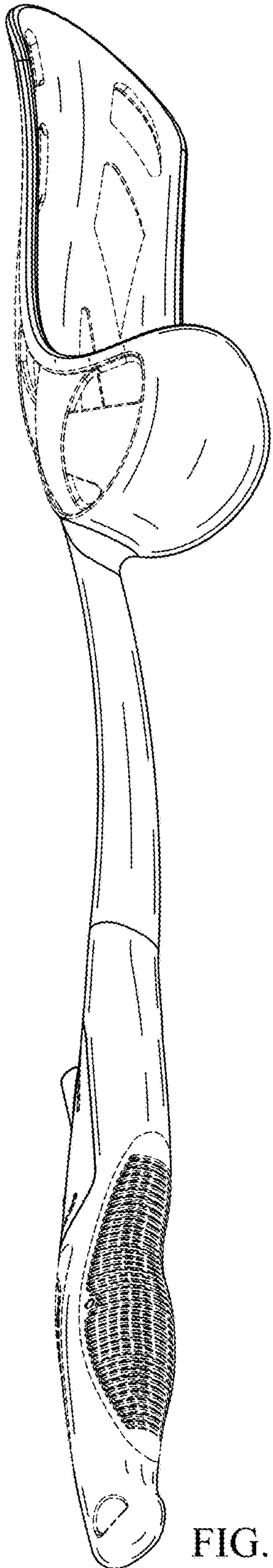


FIG. 2

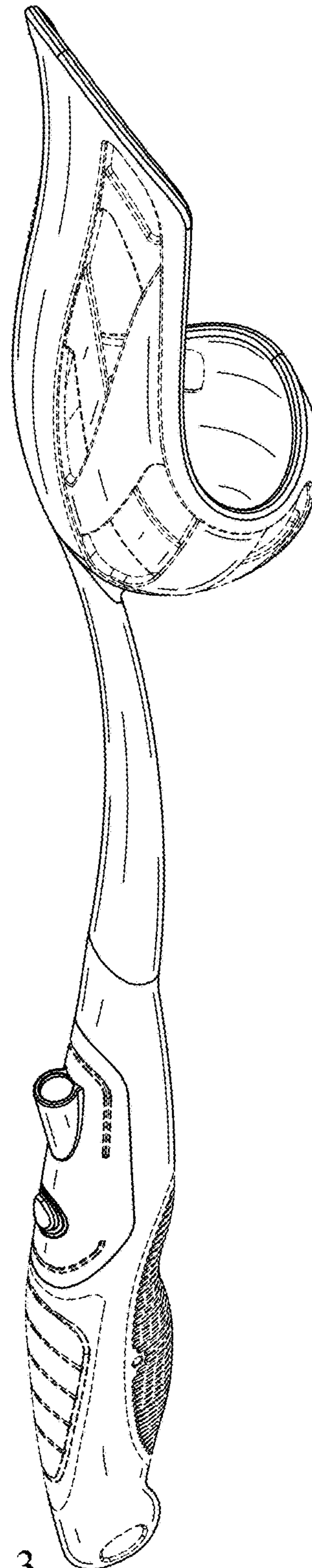


FIG. 3

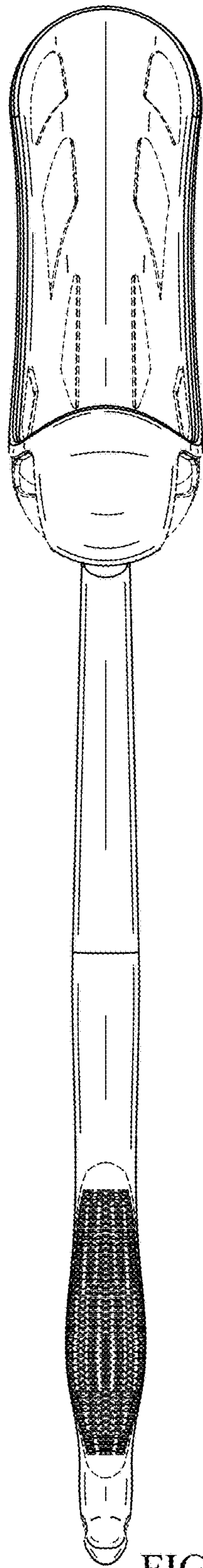


FIG. 4

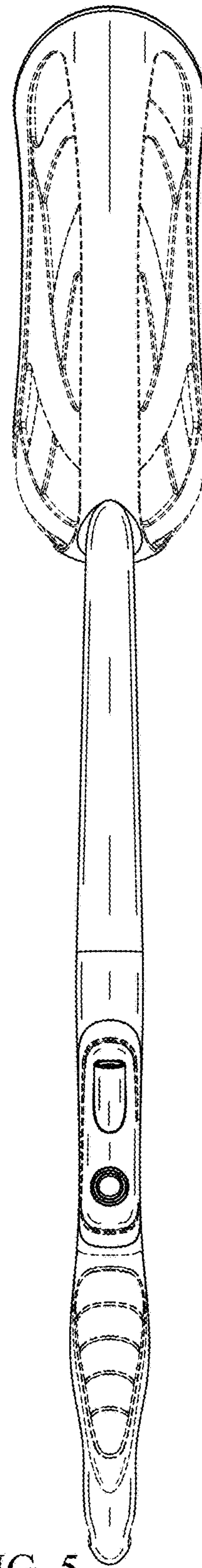


FIG. 5

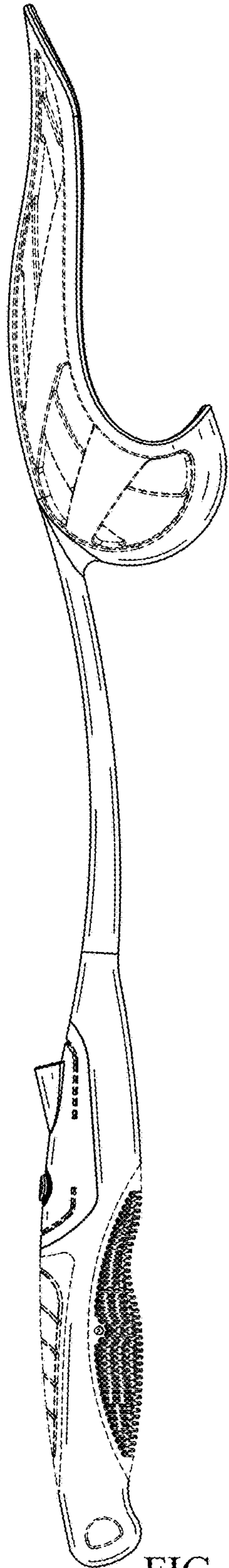


FIG. 6

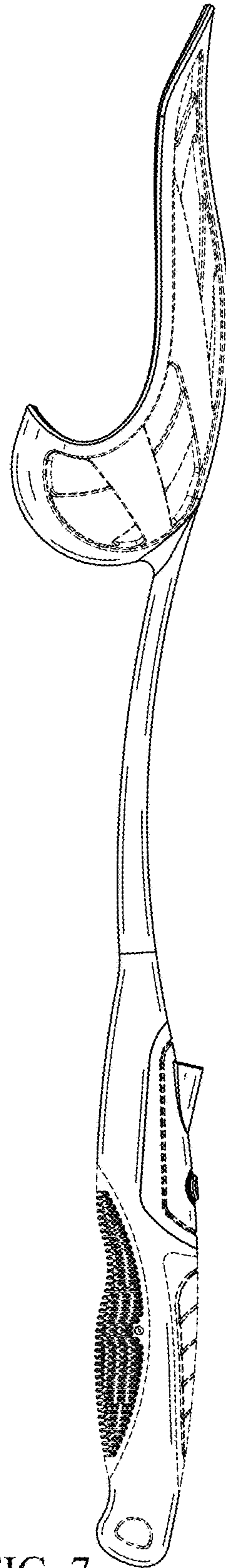


FIG. 7

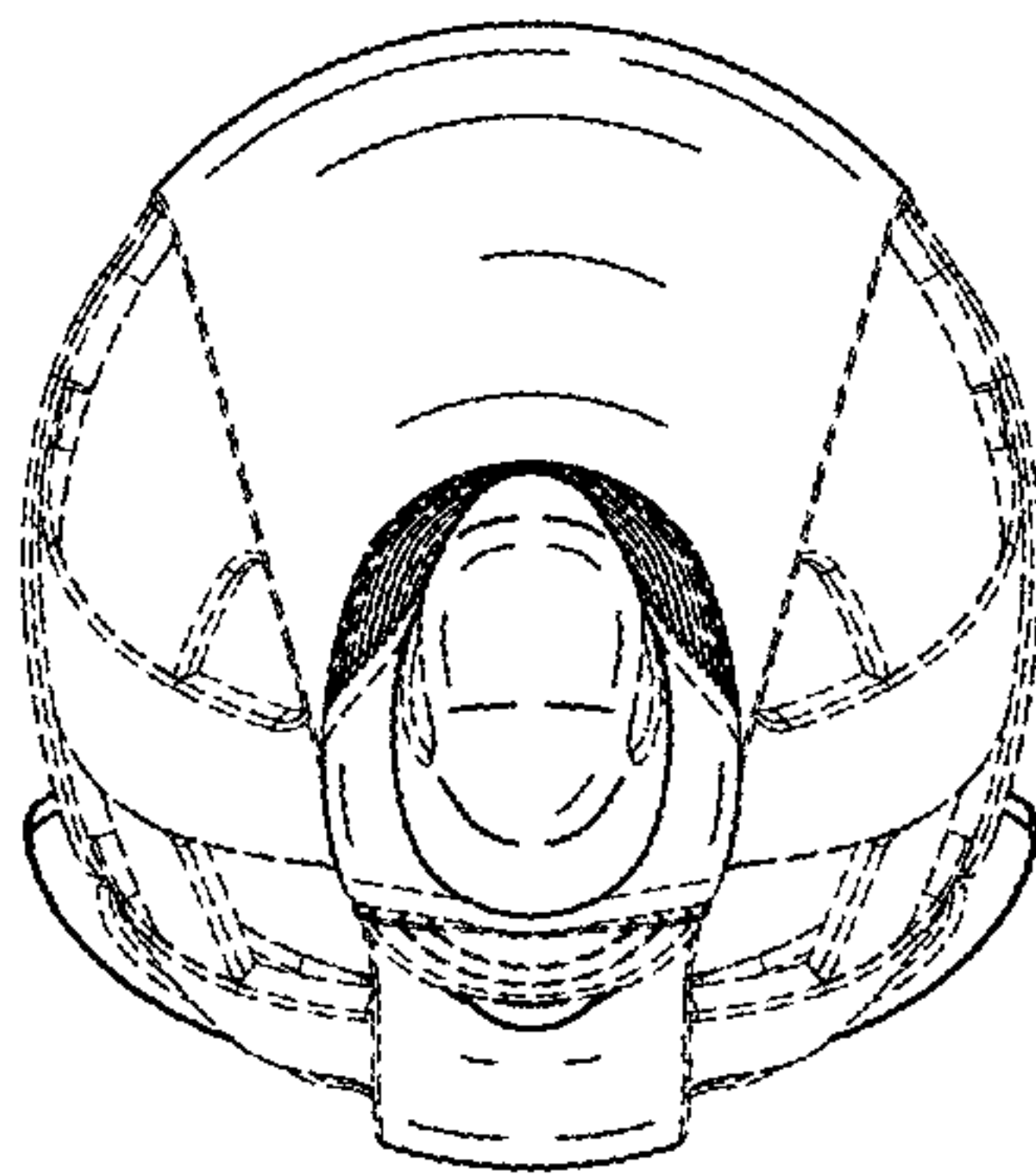


FIG. 8

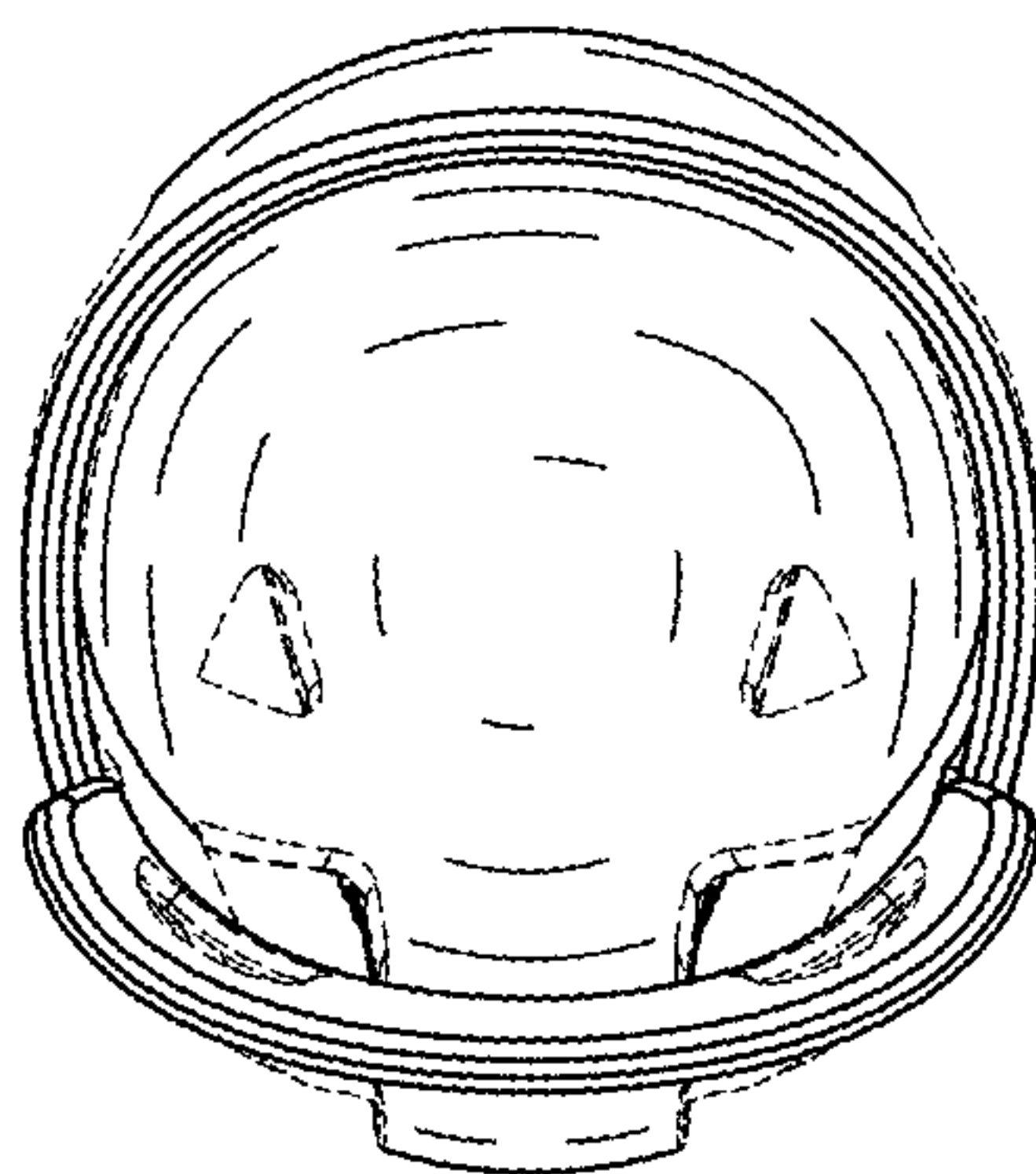


FIG. 9