

US00D796587S

(12) **United States Design Patent**
Weisman et al.

(10) **Patent No.:** **US D796,587 S**
(45) **Date of Patent:** **** Sep. 5, 2017**

- (54) **PORTABLE SPRAYING DEVICE**
- (71) Applicant: **Global Marketing Enterprise (GME) Ltd., Tel Aviv (IL)**
- (72) Inventors: **Zafrira Weisman, Tel Aviv (IL); Israel Zanger, Tel Aviv (IL)**
- (**) Term: **15 Years**
- (21) Appl. No.: **29/591,649**
- (22) Filed: **Jan. 23, 2017**

Related U.S. Application Data

- (62) Division of application No. 29/519,850, filed on Mar. 9, 2015, now Pat. No. Des. 783,728.

- (51) **LOC (10) Cl.** **21-01**
- (52) **U.S. Cl.**
USPC **D21/473; D23/222**

- (58) **Field of Classification Search**
USPC D21/398, 467, 468, 473, 474, 483, 493, D21/526, 532, 542, 545, 811; D23/213–216, 222, 223, 228, 229, 239, D23/241, 283, 304; 446/153, 159, 161, 446/475, 483
CPC A63H 23/00; A63H 33/00; A63H 33/30; A63H 33/3022; A63H 33/3038; A63H 33/3061; A63H 23/02; A63H 23/04; A63H 23/10; A63H 23/14; A63H 23/16
See application file for complete search history.

(56) **References Cited**

U.S. PATENT DOCUMENTS

- 1,361,561 A * 12/1920 Yancey A63H 23/02 446/161
- 2,276,779 A * 3/1942 Isenberg E03C 1/06 248/206.1
- D177,673 S * 5/1956 Hirsch et al. D21/545
- D245,529 S * 8/1977 Hudson D21/545

- 4,179,841 A * 12/1979 Kupperman A63H 23/04 446/162
- 4,413,362 A * 11/1983 Chianco A47K 3/022 239/211
- 4,689,032 A * 8/1987 Trossman A63H 23/10 114/296
- 4,951,329 A * 8/1990 Shaw E03C 1/06 4/568
- D317,332 S * 6/1991 Williams D21/483
- 5,385,472 A * 1/1995 Mullin G09B 23/12 434/126
- D464,706 S * 10/2002 Petrovic D23/213
- 6,782,567 B1 * 8/2004 Austin A63H 23/10 4/496
- 2005/0106991 A1 * 5/2005 Marine A63H 3/52 446/296
- 2005/0208867 A1 * 9/2005 Higashida A63H 30/04 446/154
- 2007/0128970 A1 * 6/2007 Mietta A63H 23/04 446/154

(Continued)

FOREIGN PATENT DOCUMENTS

- WO WO 2016038619 A2 * 3/2016 A63H 23/14

Primary Examiner — Catherine Tuttle
(74) *Attorney, Agent, or Firm* — Haim M. Factor;
1st-Tech-Ideas


(57) **CLAIM**

The ornamental design for a portable spraying device, as shown and described.

DESCRIPTION

FIG. 1 is a front and left perspective view of a portable spray device showing my new design;
FIG. 2 is a rear view thereof;
FIG. 3 is a front view thereof;
FIG. 4 is a left view thereof;
FIG. 5 is a top view thereof; and,
FIG. 6 is a bottom view thereof.

1 Claim, 4 Drawing Sheets



(56)

References Cited

U.S. PATENT DOCUMENTS

2009/000022 A1 * 1/2009 Phipps E03C 1/0408
4/601

* cited by examiner

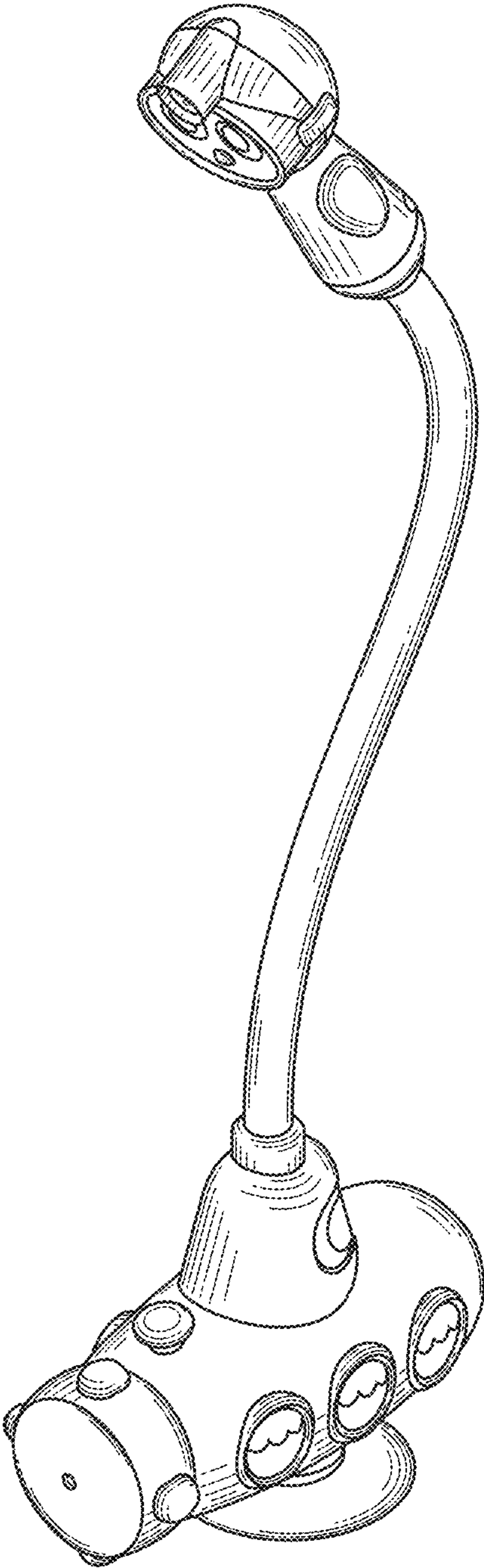


FIG. 1

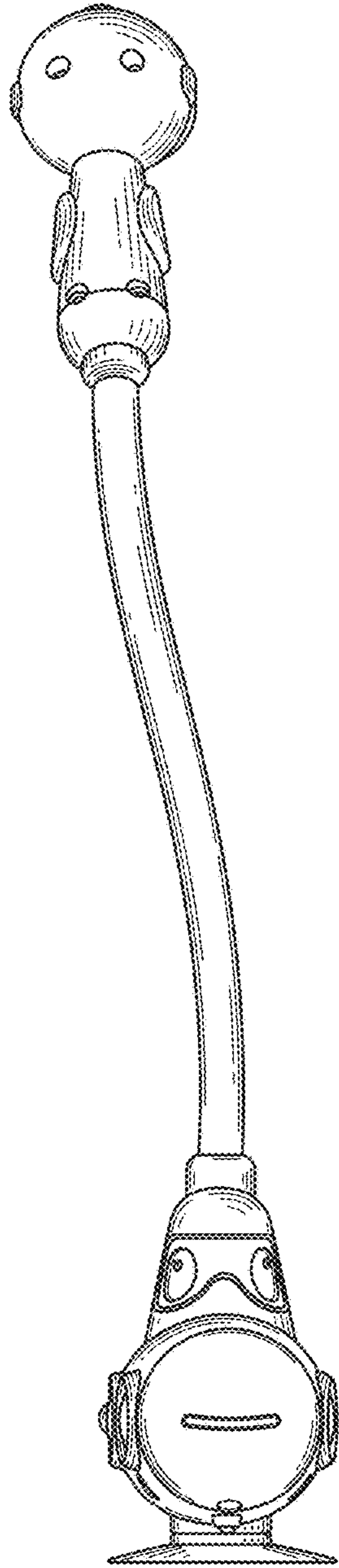


FIG. 2

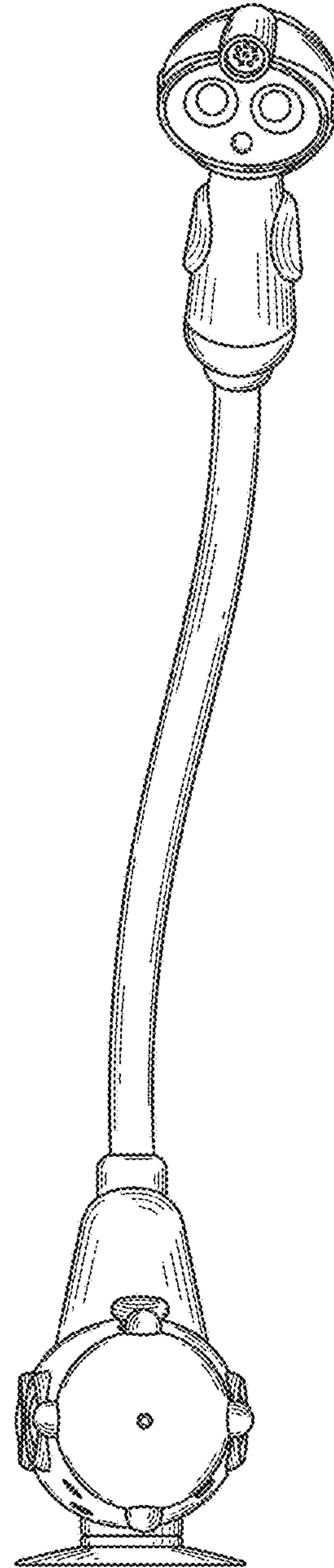


FIG. 3

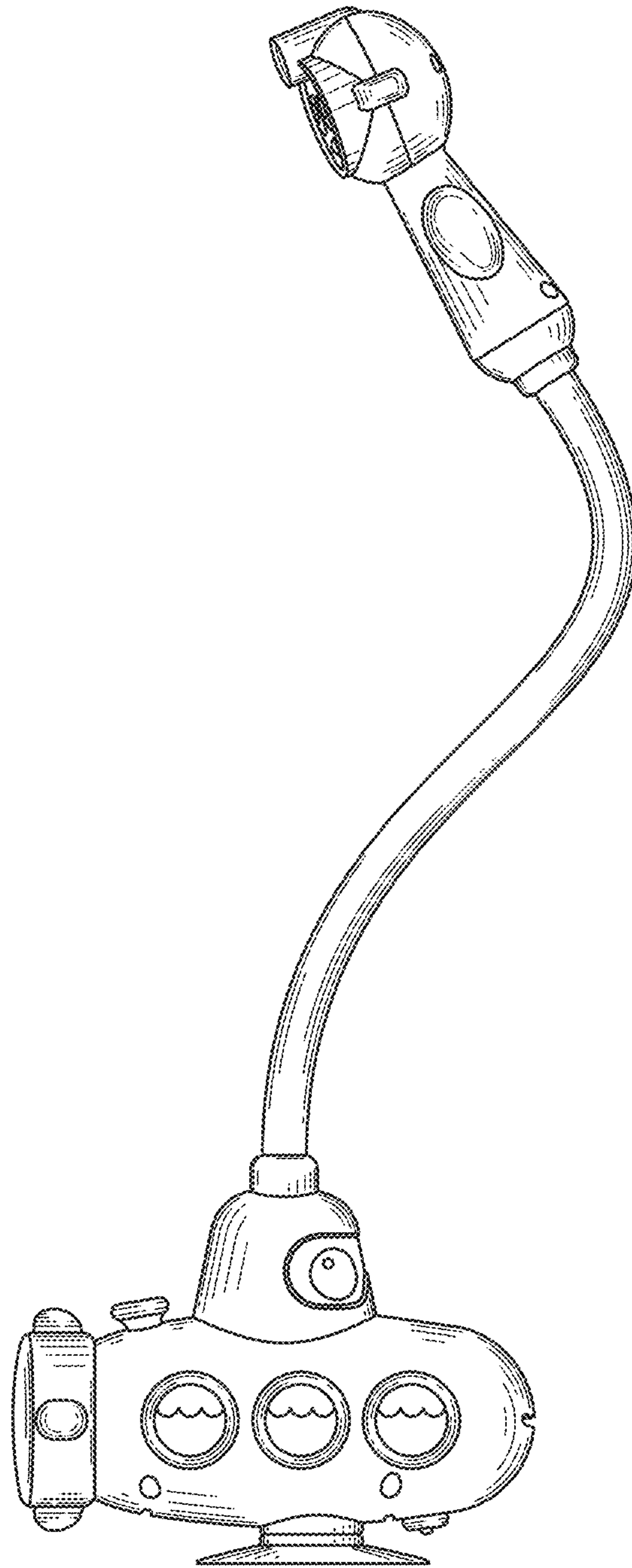


FIG. 4

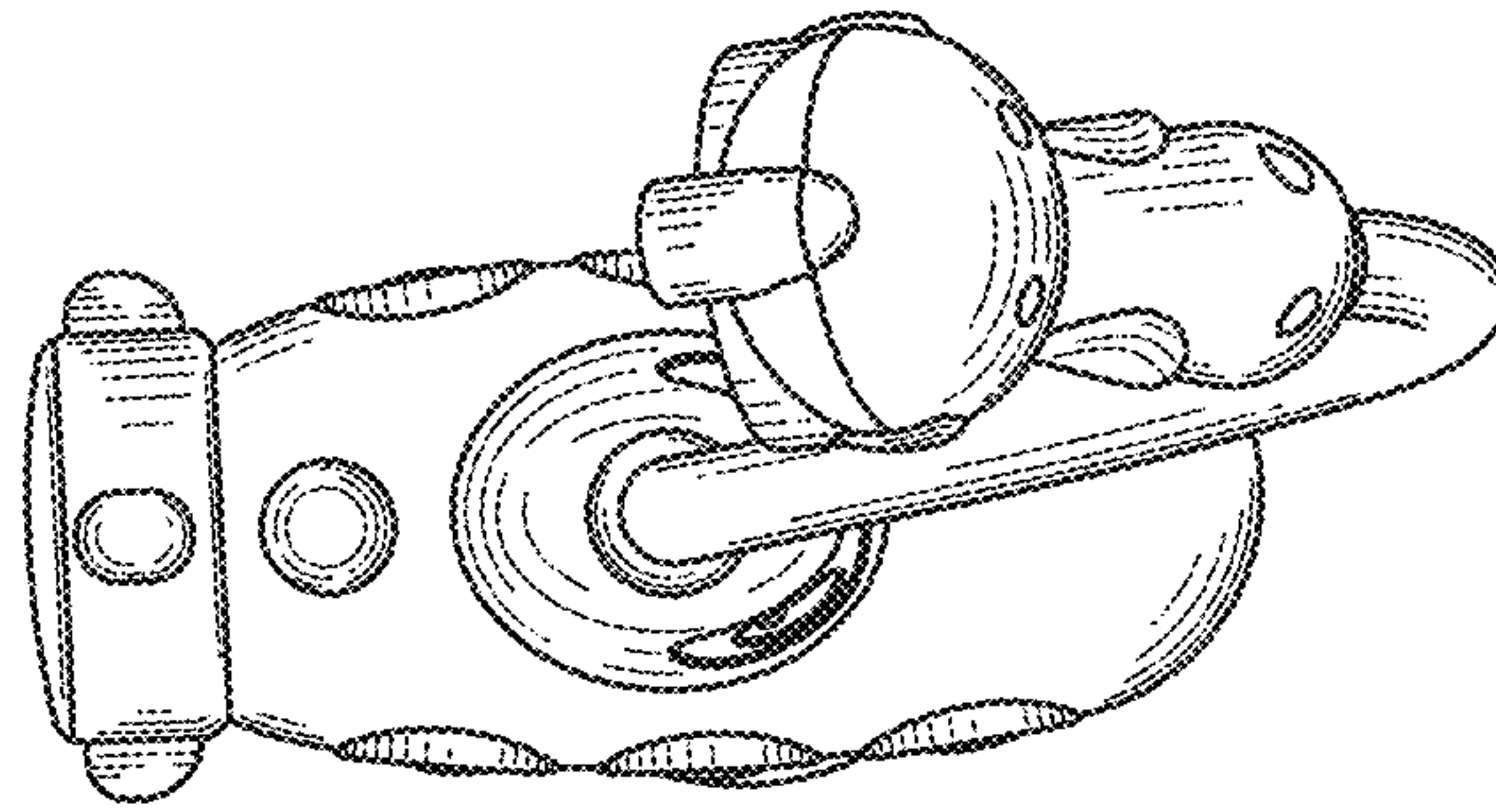


FIG. 5

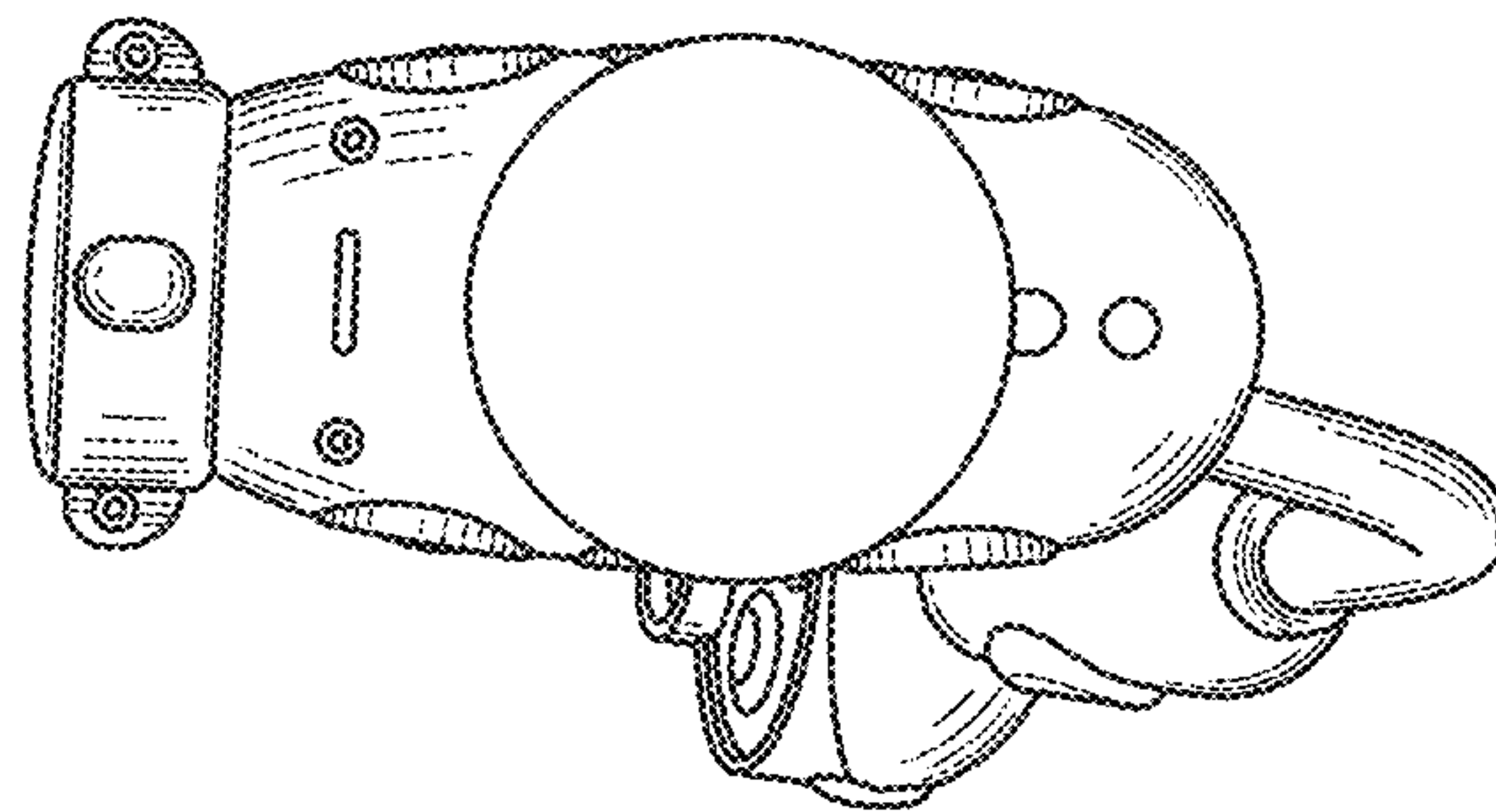


FIG. 6