

US00D796584S

(12) **United States Design Patent** (10) **Patent No.:** **US D796,584 S**
Okada et al. (45) **Date of Patent:** **** Sep. 5, 2017**

(54) **MEDAL TOY**
(71) Applicant: **BANDAI CO., LTD.**, Tokyo (JP)
(72) Inventors: **Keiji Okada**, Tokyo (JP); **Yuzo Shimomura**, Tokyo (JP)
(73) Assignee: **BANDAI CO., LTD.**, Tokyo (JP)
(**) Term: **15 Years**
(21) Appl. No.: **29/577,863**
(22) Filed: **Sep. 16, 2016**

478,304 A * 7/1892 Alvord A44C 21/00
283/117
D25,544 S * 5/1896 Brown D11/108
D38,871 S * 11/1907 Walter D11/95
D49,484 S * 8/1916 Fleming D11/108
D49,577 S * 8/1916 Jones D11/104
1,293,137 A * 2/1919 McAdoo A44C 3/001
24/3.1
D53,297 S * 5/1919 Giesenhaus D11/109
D68,311 S * 9/1925 Hofmann D11/108
D90,768 S * 9/1933 Hutchison D11/116
D118,028 S * 12/1939 Vaisey D11/95
D257,675 S * 12/1980 Green D14/435
D283,410 S * 4/1986 De Rosa D11/41

(Continued)

(30) **Foreign Application Priority Data**

Mar. 17, 2016 (JP) 2016-005901

(51) **LOC (10) Cl.** **21-01**

(52) **U.S. Cl.**

USPC **D21/398**; D11/95

(58) **Field of Classification Search**

USPC D21/334, 338-346, 350-361, 362, 385,
D21/386, 390, 392, 397, 398, 404, 441,
D21/475, 476, 478, 483, 488, 489, 492,
D21/493, 512, 531, 811-813;
D11/95-116, 40, 41, 43, 44, 46, 47, 59,
D11/70, 75, 79, 48-58, 60-69, 71-74,
D11/78.1, 80-85, 132-140, 201-205, 218,
D11/219, 222-241; D20/28-38, 42, 43;
D14/435-438; 446/26-28; 40/1.5, 1.6,
40/27.5, 315

CPC . A44C 3/00-3/008; A44C 1/00; A63H 33/00;
A63H 33/30; A63H 33/42; A44B 1/06;
A44B 1/08; A44B 1/14

See application file for complete search history.

(56) **References Cited**

U.S. PATENT DOCUMENTS

D9,130 S * 3/1876 Delany D11/108
D18,506 S * 8/1888 Liebmann D11/108

FOREIGN PATENT DOCUMENTS

CN 301634484 * 8/2011
CN 303309924 * 7/2015

(Continued)

Primary Examiner — Catherine Tuttle

(74) *Attorney, Agent, or Firm* — Rabin & Berdo, P.C.

(57)

CLAIM

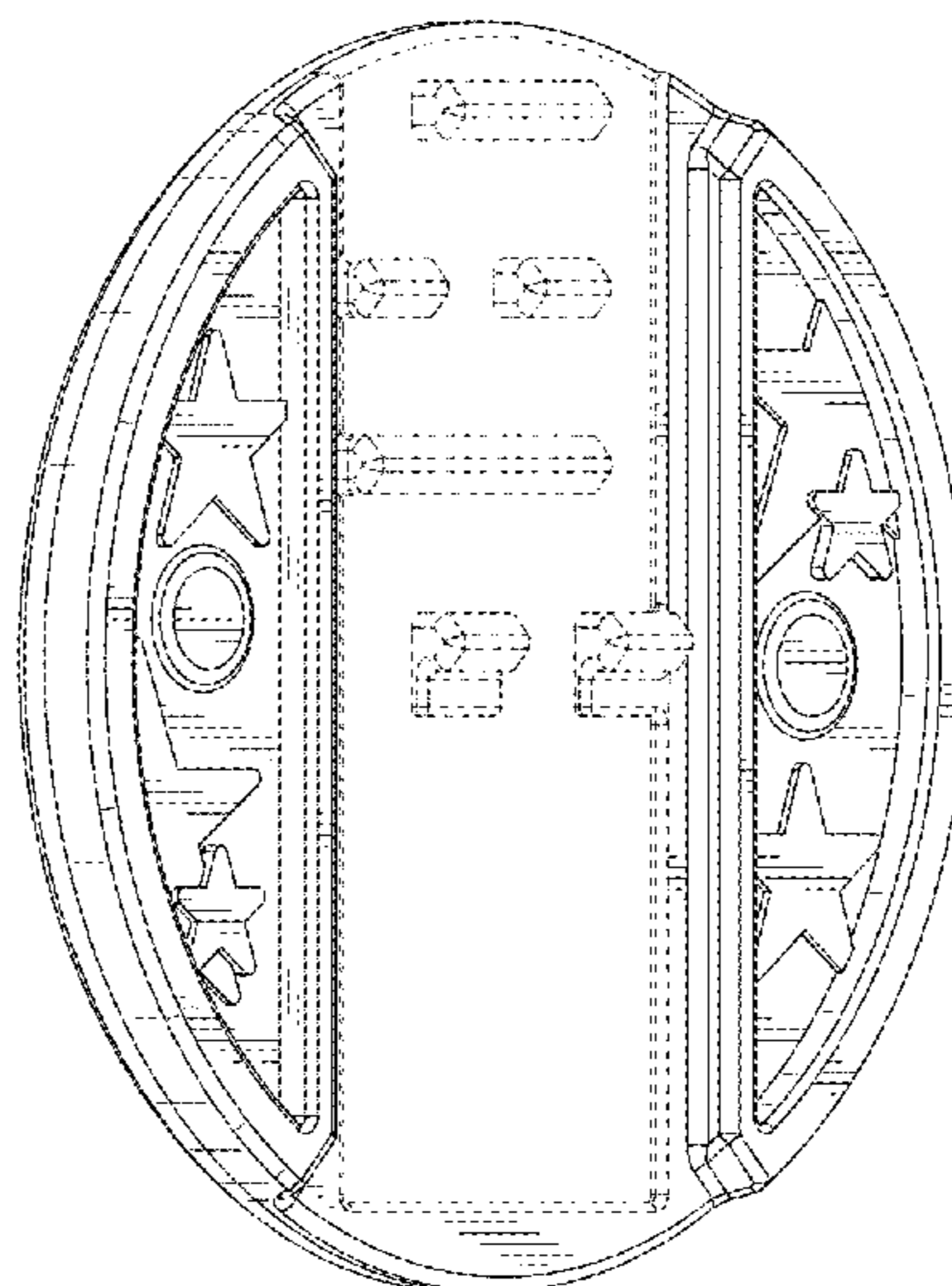
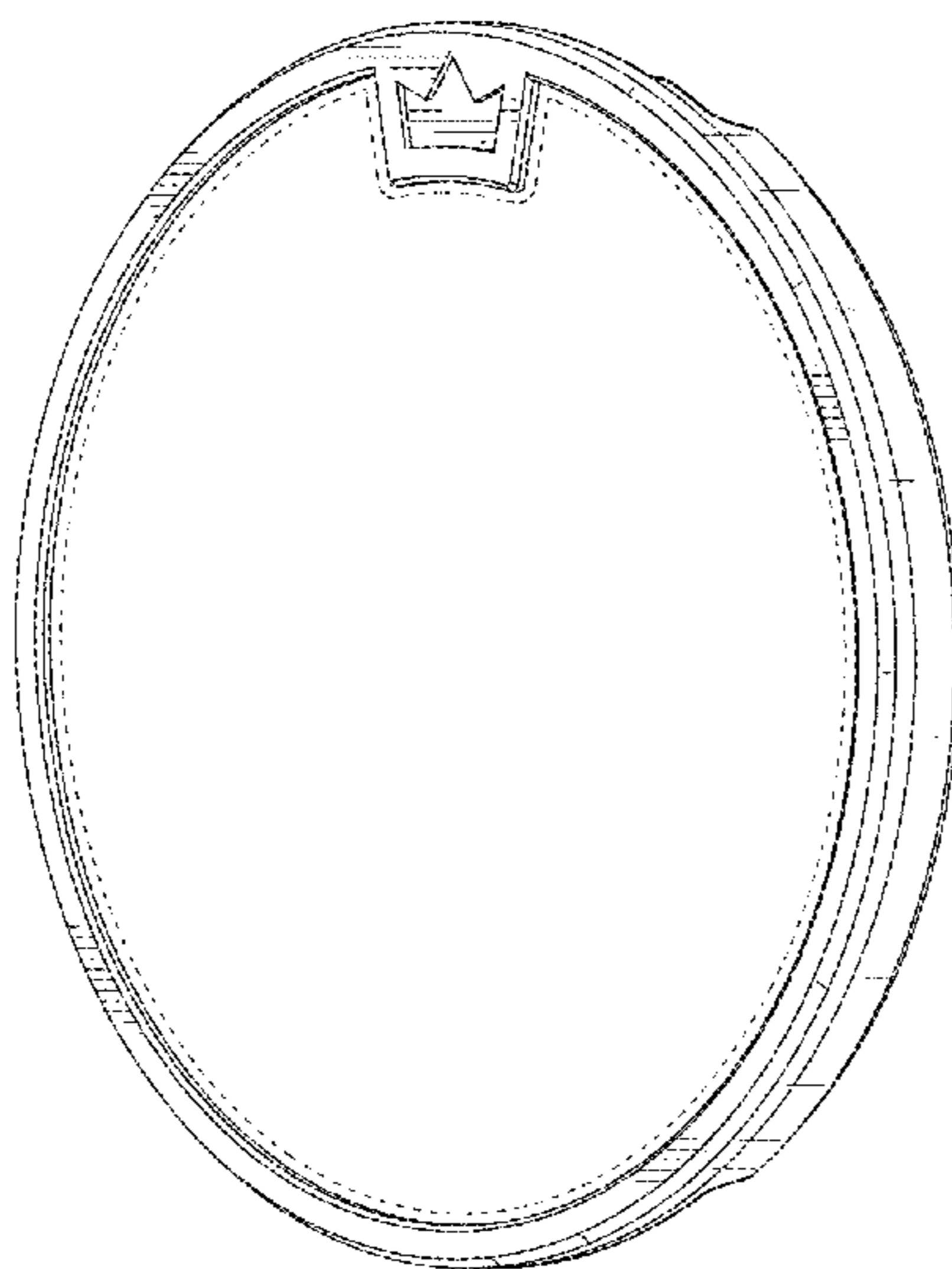
The ornamental design for a medal toy, as shown and described.

DESCRIPTION

FIG. 1 is a front perspective view of a medal toy;
FIG. 2 is a rear perspective view thereof;
FIG. 3 is a front view thereof;
FIG. 4 is a rear view thereof;
FIG. 5 is a top view thereof;
FIG. 6 is a bottom view thereof;
FIG. 7 is a left side view thereof; and,
FIG. 8 is a right side view thereof.

The broken lines are included for the purpose of illustrating the portions of the medal toy that form no part of the claimed design.

1 Claim, 4 Drawing Sheets



(56)

References Cited

U.S. PATENT DOCUMENTS

5,067,265 A * 11/1991 Harms A44C 3/001
24/703.1
D324,501 S * 3/1992 Ilaria D11/95
D373,326 S * 9/1996 Ilaria D11/96
6,372,320 B1 * 4/2002 Schumi A44C 21/00
273/148 R
D768,787 S * 10/2016 Betsui D11/95
D769,983 S * 10/2016 Betsui D11/95
D774,599 S * 12/2016 Shimoda D21/398
2003/0049391 A1 * 3/2003 Martorella A44C 3/001
428/7
2015/0001286 A1 * 1/2015 Matsui G06K 5/00
235/375

FOREIGN PATENT DOCUMENTS

CN D1539005 * 11/2015
JP D1545090 * 3/2016
JP D1555311 * 8/2016
JP D1568208 * 1/2017

* cited by examiner

FIG. 1

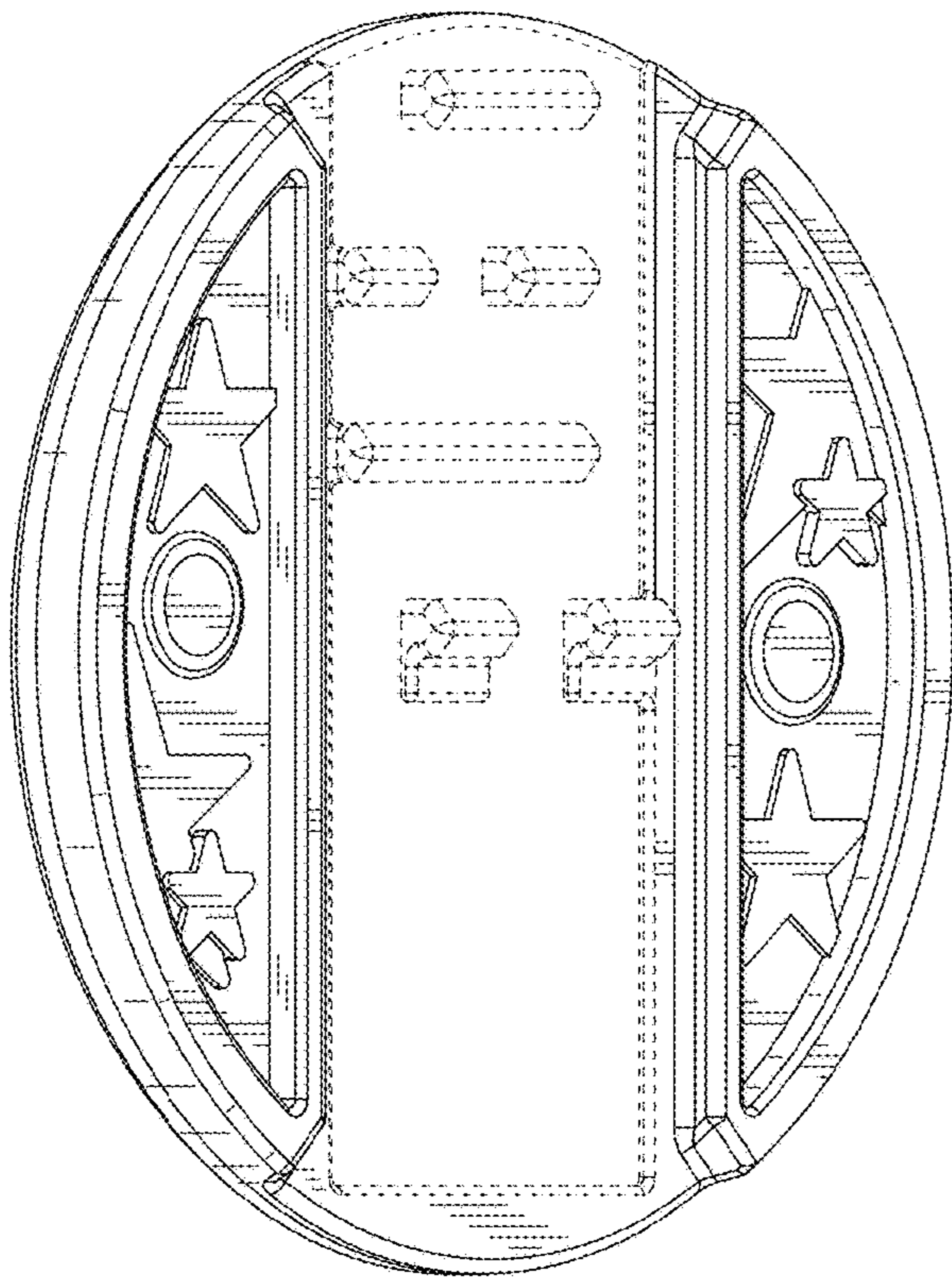
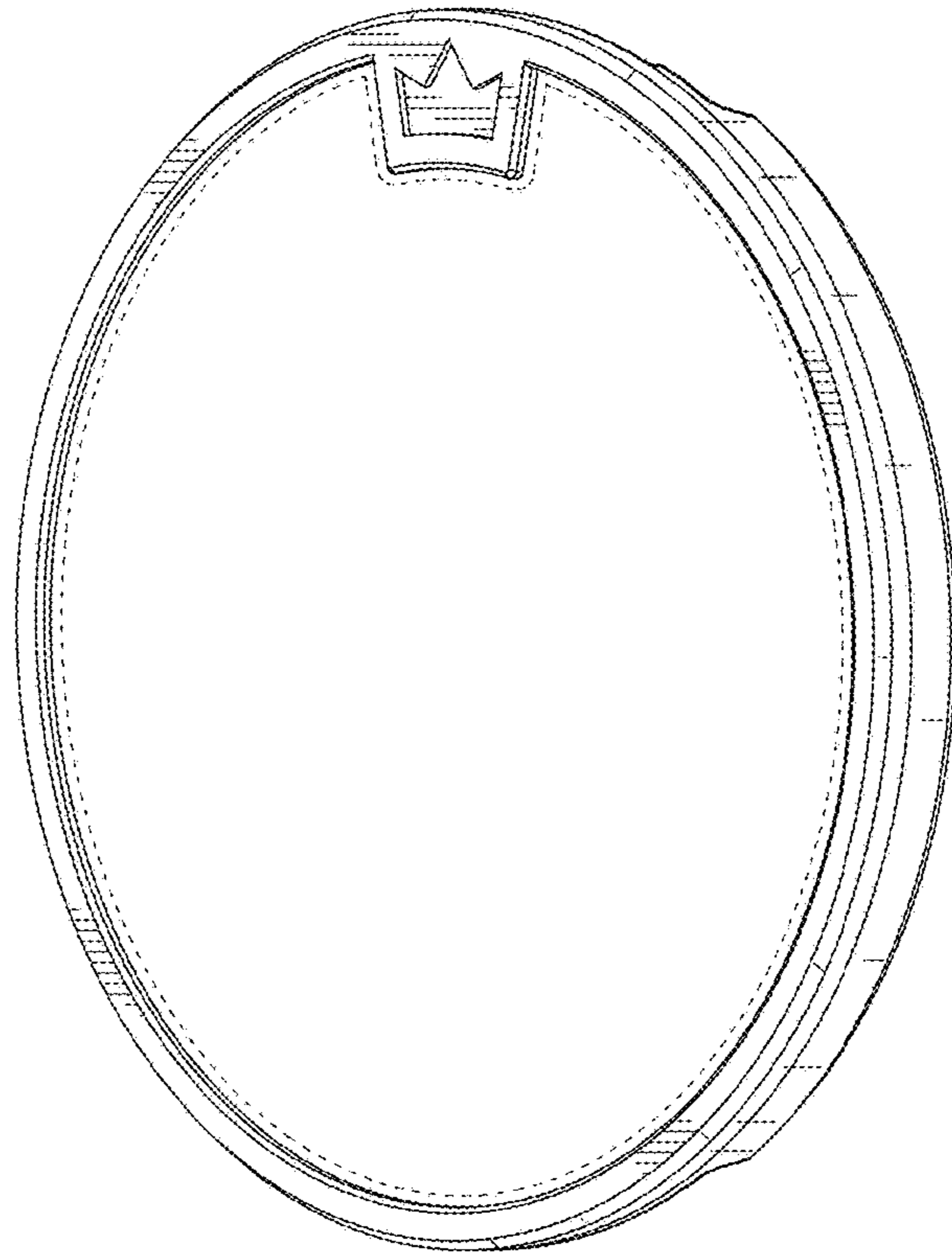


FIG. 2

FIG. 3

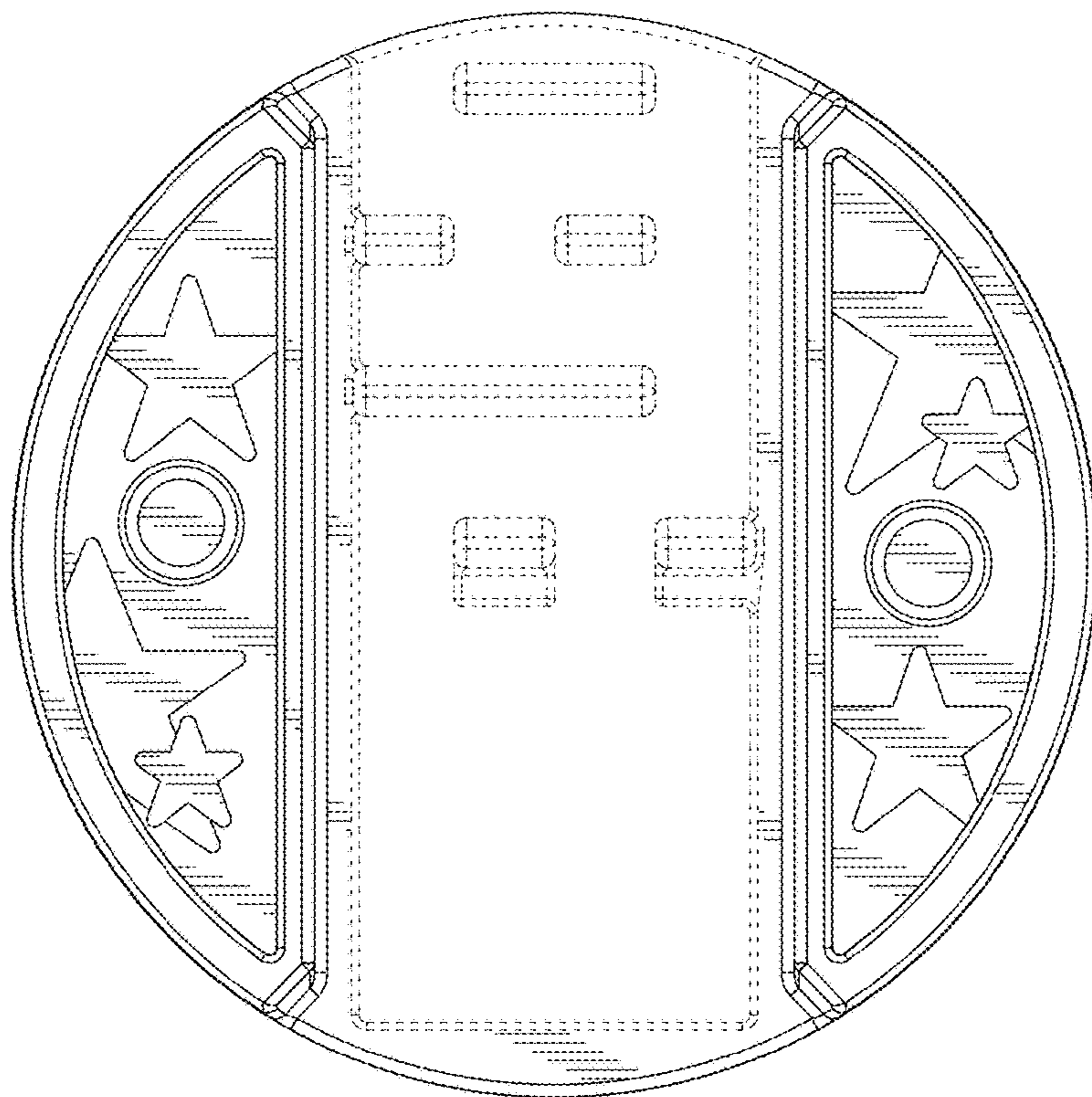



FIG. 4

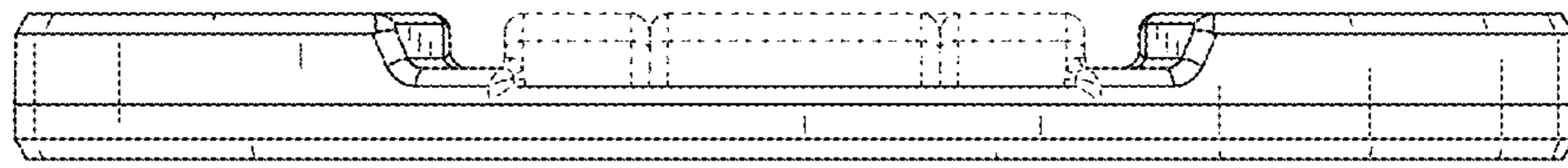


FIG. 5




FIG. 6

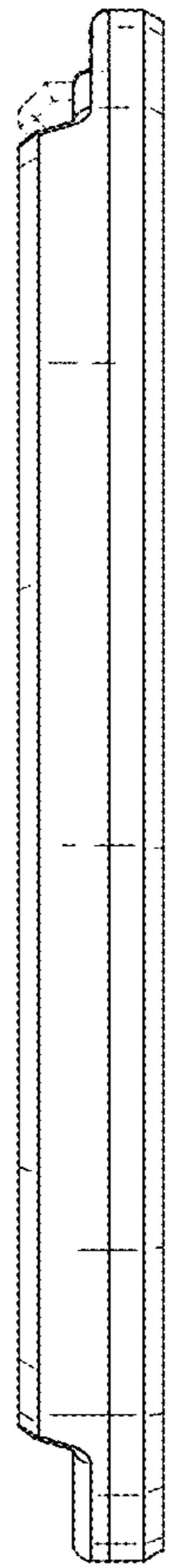


FIG. 7

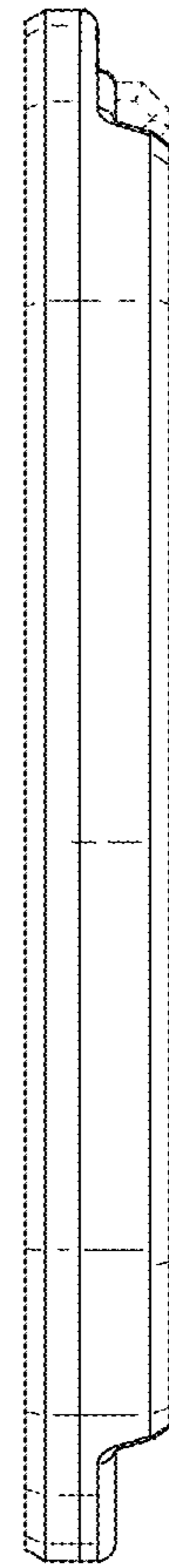


FIG. 8