



US00D796582S

(12) **United States Design Patent** (10) **Patent No.:** **US D796,582 S**  
**Beard** (45) **Date of Patent:** **\*\* Sep. 5, 2017**

(54) **POKER CHIP**  
(71) Applicant: **Richard Beard**, Portland, ME (US)  
(72) Inventor: **Richard Beard**, Portland, ME (US)  
(\*\*) Term: **15 Years**  
(21) Appl. No.: **29/574,486**  
(22) Filed: **Aug. 16, 2016**  
(51) **LOC (10) Cl.** ..... **21-01**  
(52) **U.S. Cl.**  
USPC ..... **D21/386**  
(58) **Field of Classification Search**  
USPC ..... D21/300, 334, 335, 363, 365, 385, 386,  
D21/392, 396, 397  
CPC ..... A63F 2001/001; A63F 2001/003; A63F  
2001/005; A63F 2001/006; A63F 1/062;  
A63F 1/067; A63F 1/08; A63F 1/10;  
A63F 1/12; A63F 1/14; A63F 7/0017;  
A63F 7/0023; A63F 9/20  
See application file for complete search history.

D317,171 S \* 5/1991 Saks ..... 84/322  
D319,414 S \* 8/1991 Moore ..... D11/131  
5,571,543 A \* 11/1996 Song ..... A23G 4/00  
426/5  
D488,195 S \* 4/2004 Manville ..... D21/386  
D500,808 S \* 1/2005 Howard ..... D20/28  
D685,668 S \* 7/2013 Guerrero, II ..... D11/79  
D713,217 S \* 9/2014 Micara-Sartori ..... D7/675  
D733,574 S \* 7/2015 Walker-Spry ..... D9/457

\* cited by examiner

*Primary Examiner* — George D Kirschbaum  
*Assistant Examiner* — Joseph Kukella  
(74) *Attorney, Agent, or Firm* — Jeffrey Joyce; Patricia Mathers

(56) **References Cited**  
U.S. PATENT DOCUMENTS  
1,935,308 A \* 11/1933 Baltzley ..... A63F 1/06  
273/148 R  
2,331,636 A \* 10/1943 Stone ..... A01K 11/00  
40/27.5  
3,041,071 A \* 6/1962 Fialon ..... A63B 57/353  
40/124.5

(57) **CLAIM**  
The ornamental design for a poker chip, as shown and described.

**DESCRIPTION**  
FIG. 1 is a front perspective view of the poker chip according to the invention, showing the front side of the chip. FIG. 2 is a front plan view of the poker chip, the rear view being a mirror image thereof. FIG. 3 is a right side plan view of the poker chip, the left side view being a mirror image thereof; and, FIG. 4 is a top plan view of the poker chip, the bottom view being a mirror image thereof.

**1 Claim, 1 Drawing Sheet**

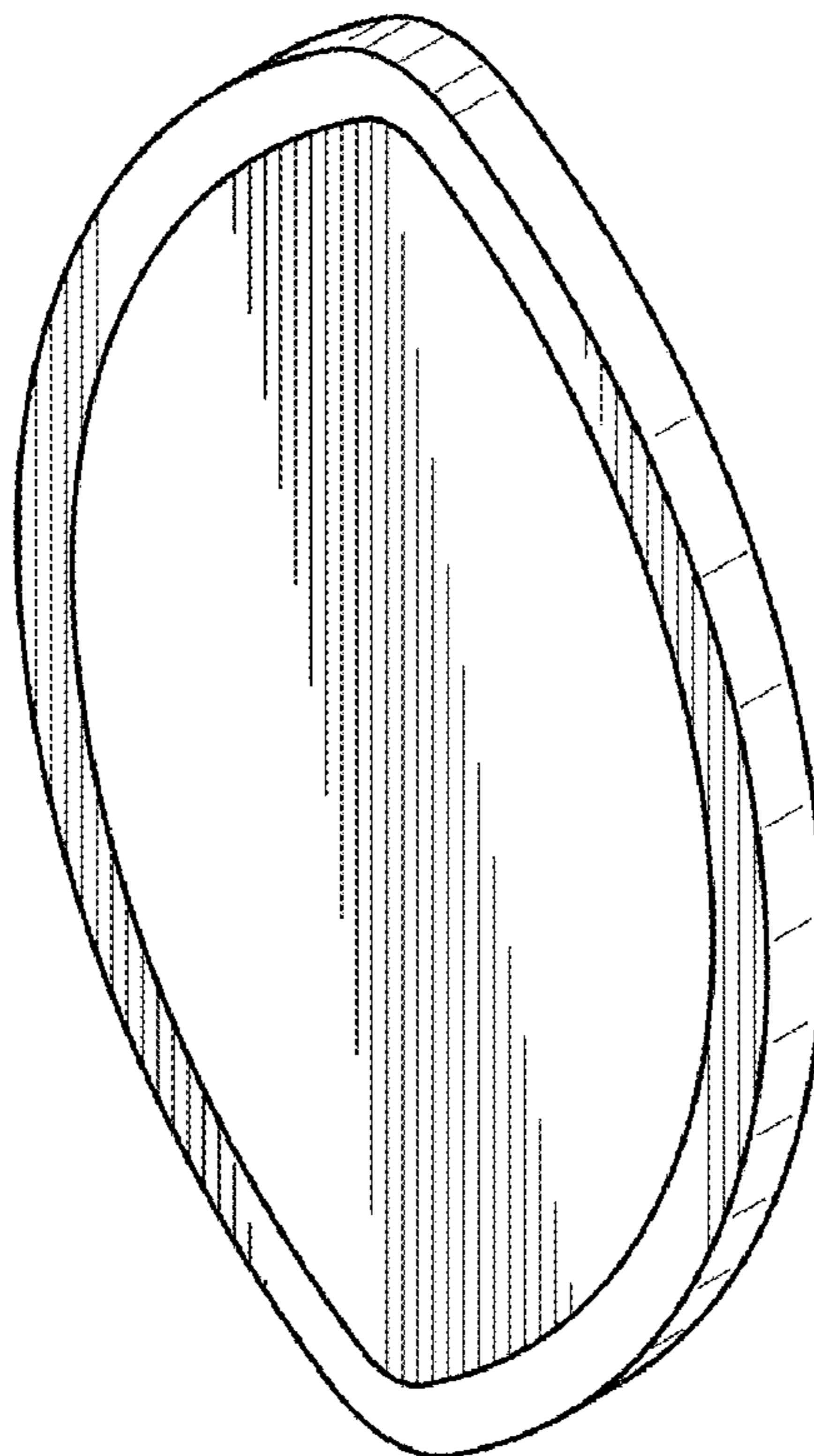




FIG. 4

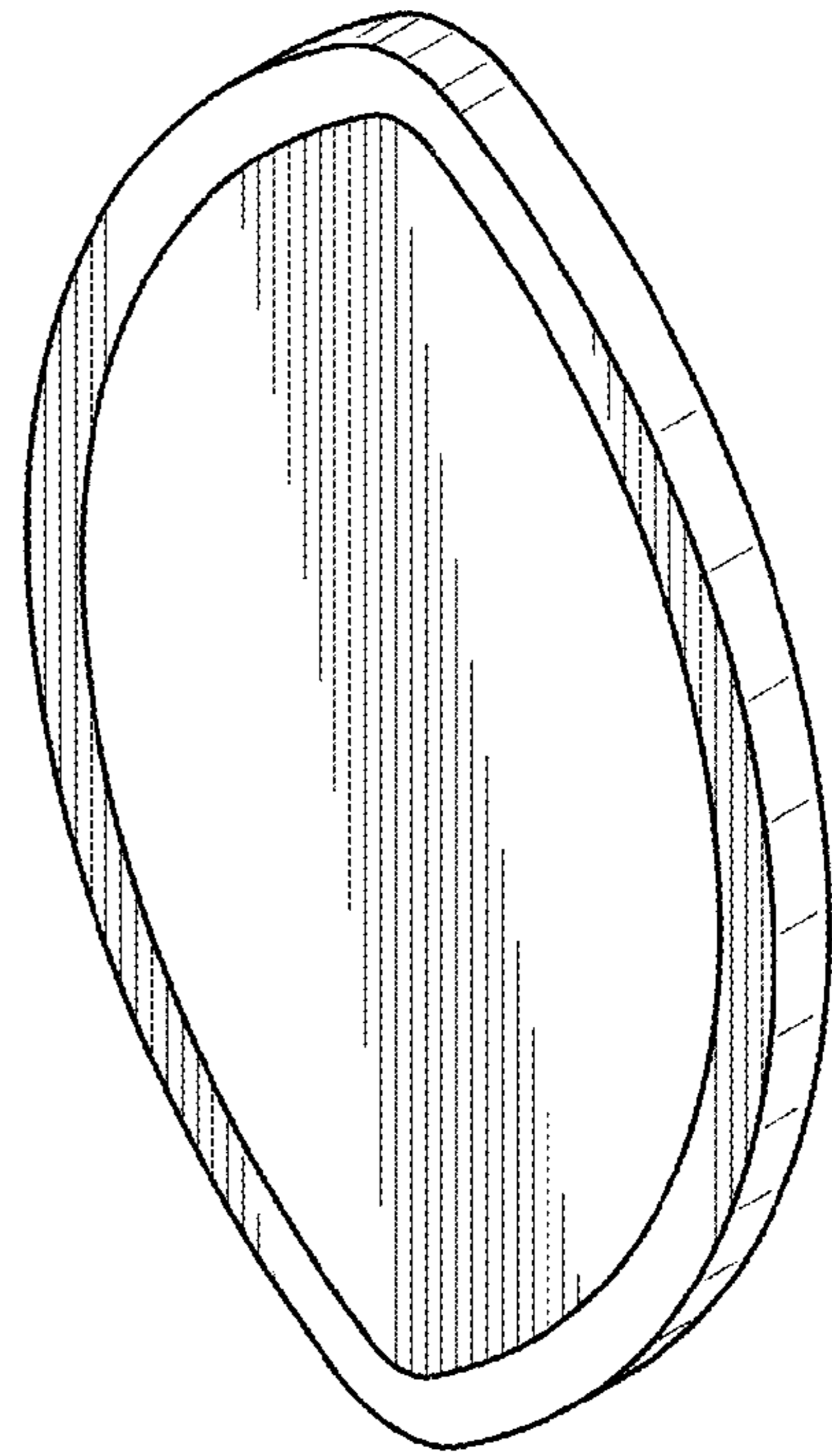


FIG. 1

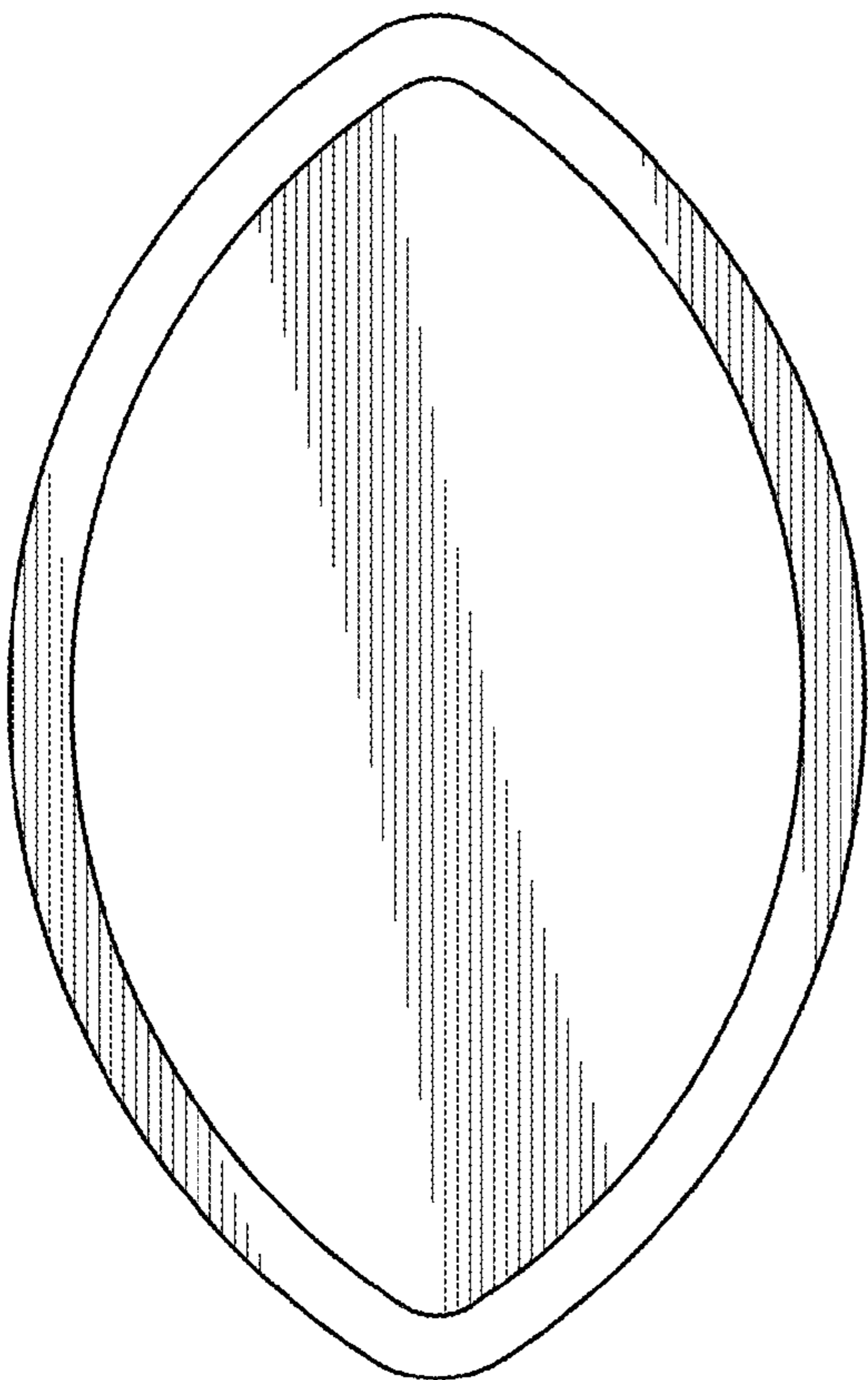


FIG. 2



FIG. 3