



US00D796498S

(12) **United States Design Patent** (10) **Patent No.:** **US D796,498 S**
Babichenko (45) **Date of Patent:** **** Sep. 5, 2017**

- (54) **PROTECTIVE CASE FOR MOBILE COMMUNICATIONS DEVICE**
- (71) Applicant: **Pavel Babichenko**, Eagle, ID (US)
- (72) Inventor: **Pavel Babichenko**, Eagle, ID (US)
- (**) Term: **15 Years**
- (21) Appl. No.: **29/583,109**
- (22) Filed: **Nov. 2, 2016**
- (51) **LOC (10) Cl.** **14-03**
- (52) **U.S. Cl.**
 USPC **D14/250**
- (58) **Field of Classification Search**
 USPC D14/238.1, 440, 203.3–203.7, 217, 240,
 D14/447, 250, 251–253, 248; D3/201,
 D3/218, 247, 269, 273, 301, 303;
 D13/103, 107–108, 119
 CPC H04B 1/3888; H04M 1/0283; H04M
 1/0202; A45C 1/06; A45C 2011/002;
 A45C 11/00; A45C 13/02; A45F
 2005/026; A45F 2200/0525; A45F
 2200/0516
 See application file for complete search history.

- D719,144 S * 12/2014 Eulette D14/250
 D721,071 S * 1/2015 Nelson D14/250
 D721,360 S * 1/2015 Laffon de Mazieres D14/250
 D733,696 S * 7/2015 Burgett D14/250
 D735,183 S * 7/2015 Kim D14/250
 D753,641 S * 4/2016 Roberts D14/250
 D757,702 S * 5/2016 Kanazawa D14/250

(Continued)

Primary Examiner — Carla Jobe Wright
 (74) *Attorney, Agent, or Firm* — Law Office of Ilya Libenzon

(57) **CLAIM**

What is claimed is the ornamental design for a protective case for mobile communications device, as shown and described.

DESCRIPTION

FIG. 1 is a rear, bottom, right perspective view of a protective case for mobile communications device showing my new design;
 FIG. 2 is a front view of the protective case of FIG. 1;
 FIG. 3 is a rear view of the protective case of FIG. 1;
 FIG. 4 is a left side view of the protective case of FIG. 1;
 FIG. 5 is a right side view of the protective case of FIG. 1;
 FIG. 6 is a top view of the protective case of FIG. 1;
 FIG. 7 is a bottom view of the protective case of FIG. 1;
 FIG. 8 is a front, left, bottom perspective view of the protective case of FIG. 1;
 FIG. 9 is a front view of the protective case of FIG. 1, with cross-sections indicated;
 FIG. 10 is a cross-sectional view of the protective case of FIG. 1 taken in the direction of line 10-10 of FIG. 9;
 FIG. 11 is a cross-sectional view of the protective case of FIG. 1 taken in the direction of line 11-11 of FIG. 9;
 FIG. 12 is a cross-sectional view of the protective case of FIG. 1 taken in the direction of line 12-12 of FIG. 9; and,
 FIG. 13 is a cross-sectional view of the protective case of FIG. 1 taken in the direction of line 13-13 of FIG. 9.

1 Claim, 11 Drawing Sheets

(56) **References Cited**

U.S. PATENT DOCUMENTS

- D624,910 S * 10/2010 Richardson D14/250
 D638,830 S * 5/2011 Magness D14/250
 D649,144 S * 11/2011 Fathollahi D14/250
 D681,615 S * 5/2013 Fathollahi D14/250
 D683,136 S * 5/2013 Wilson D3/218
 D685,358 S * 7/2013 Armstrong D14/250
 D700,598 S * 3/2014 Kim D14/250
 D703,656 S * 4/2014 Witter D14/250
 D712,892 S * 9/2014 Hong D14/250
 D714,276 S * 9/2014 Hu D14/250
 D715,785 S * 10/2014 Jacob D14/250
 D717,776 S * 11/2014 Hemesath D14/250
 D718,759 S * 12/2014 Barfoot D14/250



(56)

References Cited

U.S. PATENT DOCUMENTS

D763,841 S *	8/2016	Kim	D14/250
D770,171 S *	11/2016	Lai	D14/253
D770,458 S *	11/2016	Corcoran	D14/440
D771,027 S *	11/2016	Prstojevich	D14/250
2014/0217862 A1 *	8/2014	Rayner	G06F 1/1601
			312/223.1
2014/0221056 A1 *	8/2014	Gandhi	H04B 1/3888
			455/575.8

* cited by examiner

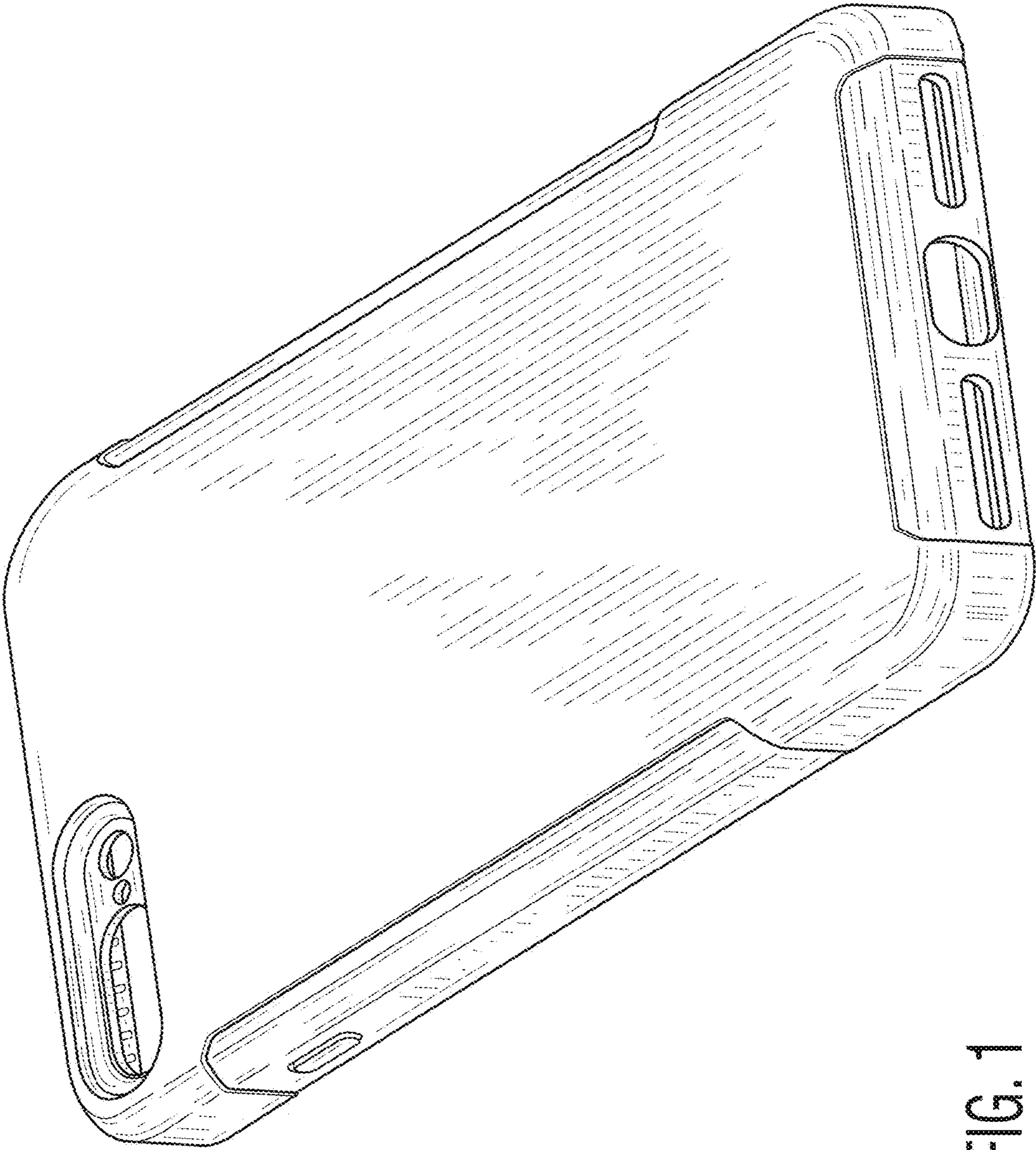


FIG. 1




FIG. 2




FIG. 3




FIG. 4




FIG. 5




FIG. 6

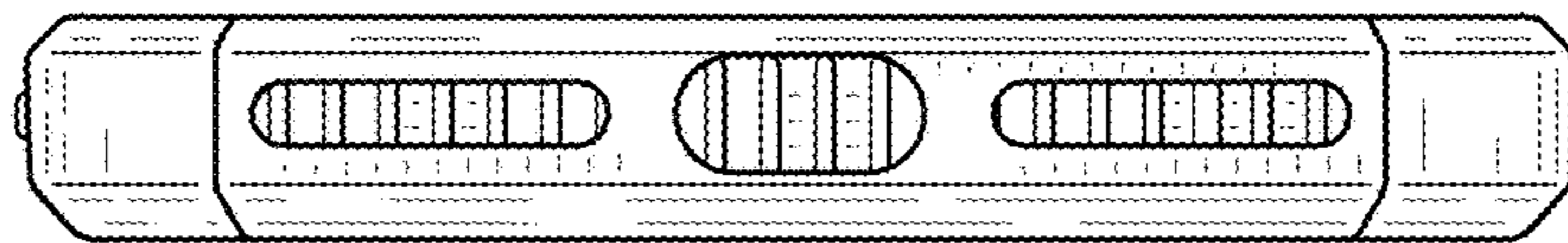


FIG. 7

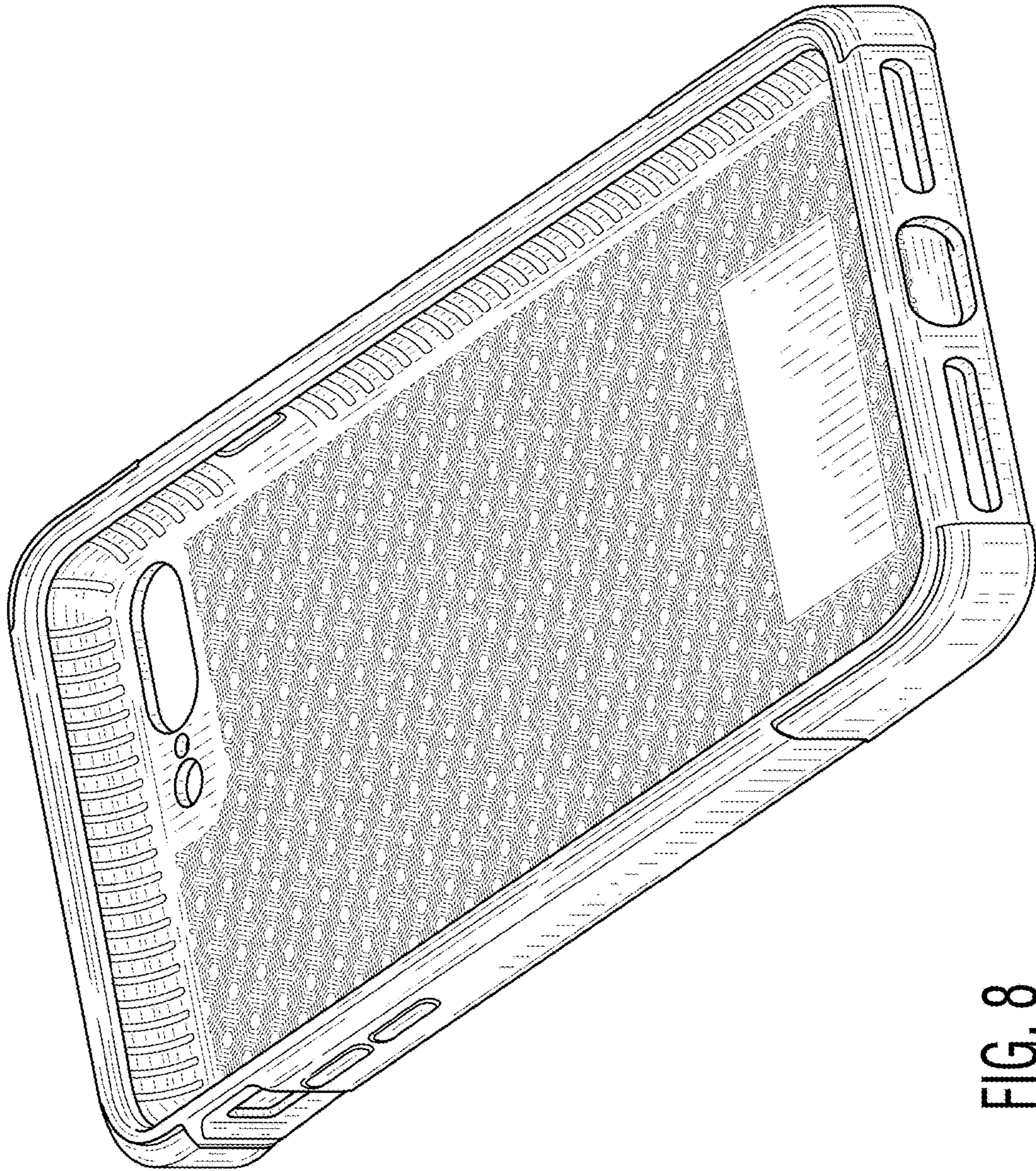


FIG. 8

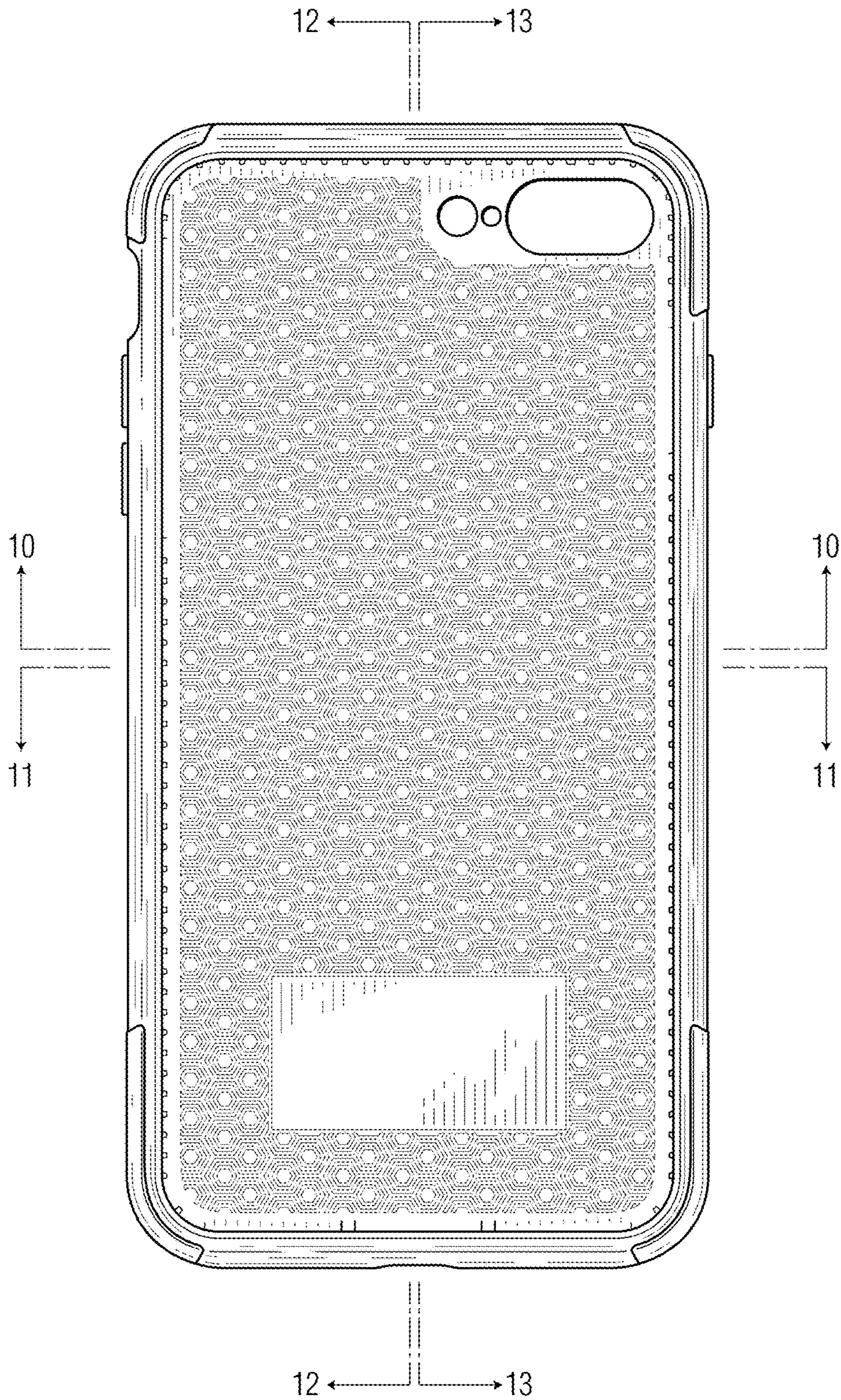


FIG. 9

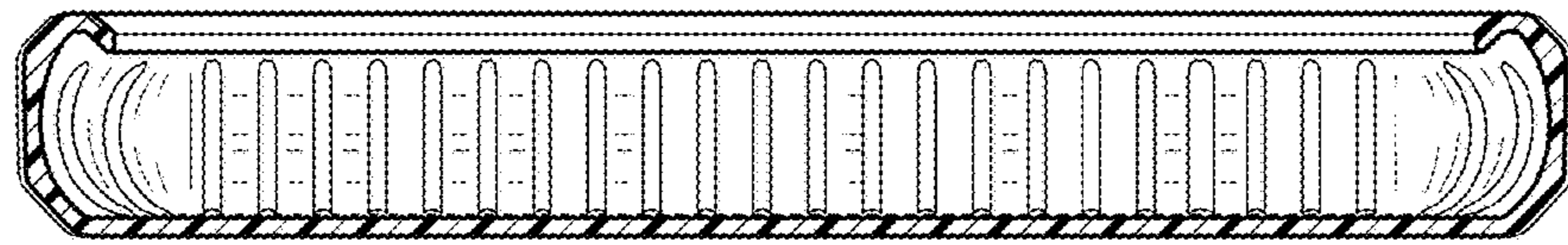


FIG. 10

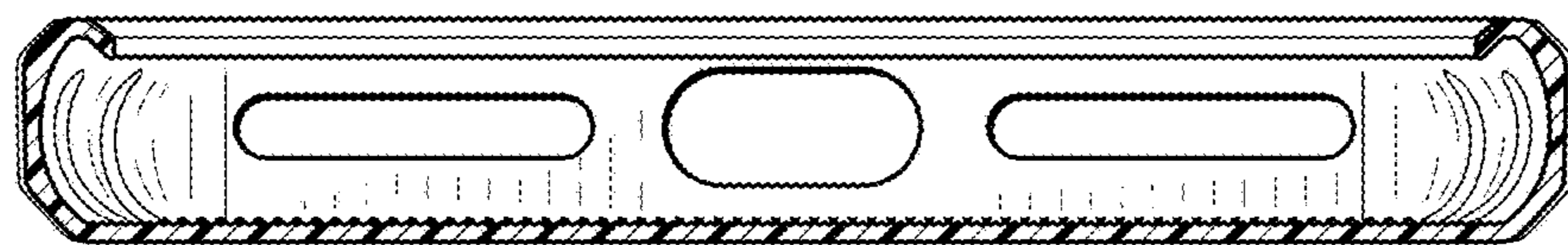


FIG. 11

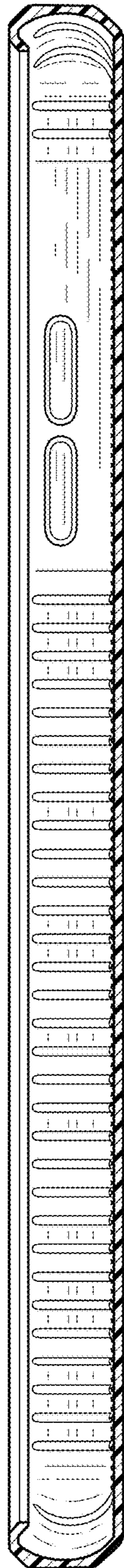


FIG. 12

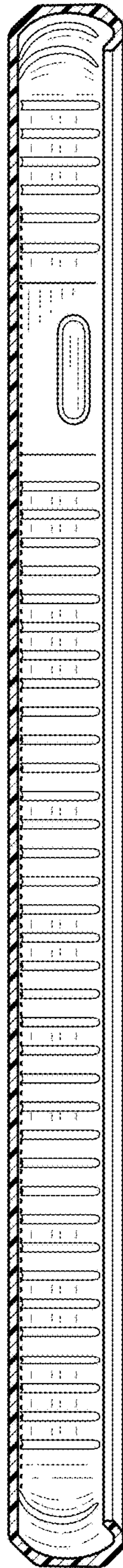


FIG. 13