

US00D796496S

(12) **United States Design Patent** (10) **Patent No.:** **US D796,496 S**
Lee (45) **Date of Patent:** **** Sep. 5, 2017**

(54) **DISPLAY MODULE FOR MOBILE PHONE**

(71) Applicant: **LG ELECTRONICS INC.**, Seoul (KR)

(72) Inventor: **Minjong Lee**, Seoul (KR)

(73) Assignee: **LG ELECTRONICS INC.**, Seoul (KR)

(**) Term: **15 Years**

(21) Appl. No.: **29/543,041**

(22) Filed: **Oct. 20, 2015**

(30) **Foreign Application Priority Data**

Apr. 21, 2015 (KR) 30-2015-0020291

(51) **LOC (10) Cl.** **14-03**

(52) **U.S. Cl.**
USPC **D14/248**

(58) **Field of Classification Search**
USPC ... D14/138 G, 138 R, 138 AD, 203.1, 203.3, D14/203.4, 203.7, 217, 218, 247, 248, D14/388, 389, 401, 435, 439, 475, 483
CPC G06F 3/04883; G06F 3/0486; G06F 3/04847; G06F 3/1647; G06F 3/04845
See application file for complete search history.

(56) **References Cited**

U.S. PATENT DOCUMENTS

D647,106 S * 10/2011 Akana D14/203.3
D659,163 S * 5/2012 Akana D14/203.3

D732,040 S * 6/2015 Chuang D14/439
D735,175 S * 7/2015 Liu D14/239
D735,176 S * 7/2015 Liu D14/239
D751,559 S * 3/2016 Babiarz D14/432
D771,025 S * 11/2016 Lee D14/248

* cited by examiner

Primary Examiner — John Windmuller
Assistant Examiner — Benjamin Weeks
(74) *Attorney, Agent, or Firm* — Birch, Stewart, Kolasch & Birch, LLP

(57) **CLAIM**

The ornamental design for a display module for mobile phone, as shown and described.

DESCRIPTION

FIG. 1 is a front perspective view of a display module for mobile phone showing my new design;
FIG. 2 is a front view thereof;
FIG. 3 is a rear view thereof;
FIG. 4 is a left side view thereof;
FIG. 5 is a right side view thereof;
FIG. 6 is a top plan view thereof;
FIG. 7 is a bottom plan view thereof; and,
FIG. 8 is a rear perspective view thereof.
The broken lines depict portions of the display module for mobile phone that form no part of the claimed design.

1 Claim, 7 Drawing Sheets




FIG. 1




FIG. 2




FIG. 3




FIG. 4




FIG. 5




FIG. 6




FIG. 7




FIG. 8

