



US00D796493S

(12) **United States Design Patent**
Podduturi

(10) **Patent No.:** **US D796,493 S**

(45) **Date of Patent:** **** Sep. 5, 2017**

(54) **ANTENNA**

(71) Applicant: **World Products, Inc.**, Sonoma, CA
(US)

(72) Inventor: **Bharadvaj R. Podduturi**, American
Canyon, CA (US)

(73) Assignee: **World Products, Inc.**, Sonoma, CA
(US)

(**) Term: **15 Years**

(21) Appl. No.: **29/552,119**

(22) Filed: **Jan. 20, 2016**

(51) **LOC (10) Cl.** **14-03**

(52) **U.S. Cl.**
USPC **D14/230**

(58) **Field of Classification Search**
USPC D14/138, 230-238.1, 299, 358; D13/182
CPC H01L 33/48; H01L 33/486; H01L 23/02;
H05K 5/00; H01Q 13/10
See application file for complete search history.

(56) **References Cited**

U.S. PATENT DOCUMENTS

D520,015 S *	5/2006	Peddle	D14/435
7,333,067 B2 *	2/2008	Hung	H01Q 1/36 343/700 MS
D635,963 S *	4/2011	Podduturi	D14/230
D635,965 S *	4/2011	Mi	D14/230
D684,565 S *	6/2013	Wei	D14/230

D690,289 S *	9/2013	Zuniga	D14/230
D692,870 S *	11/2013	He	D14/230
D694,738 S *	12/2013	Yang	D14/230
D710,833 S *	8/2014	Zheng	D14/230
D716,743 S *	11/2014	Hu	D13/182
D717,282 S *	11/2014	Forster	D14/230

OTHER PUBLICATIONS

http://www.worldproducts.com/4GLTE3GCellular_Embedded.htm—Retrieved Mar. 23, 2017.*

* cited by examiner

Primary Examiner — Manpreet Matharu

Assistant Examiner — Mojtaba Tehrani

(74) *Attorney, Agent, or Firm* — Patterson Thuent Pedersen, P.A.

(57) **CLAIM**

The ornamental design for an antenna, as shown and described.

DESCRIPTION

FIG. 1 is a perspective view of an antenna showing my design.

FIG. 2 is a front elevation view thereof.

FIG. 3 is a rear elevation view thereof.

FIG. 4 is a right side elevation view thereof.

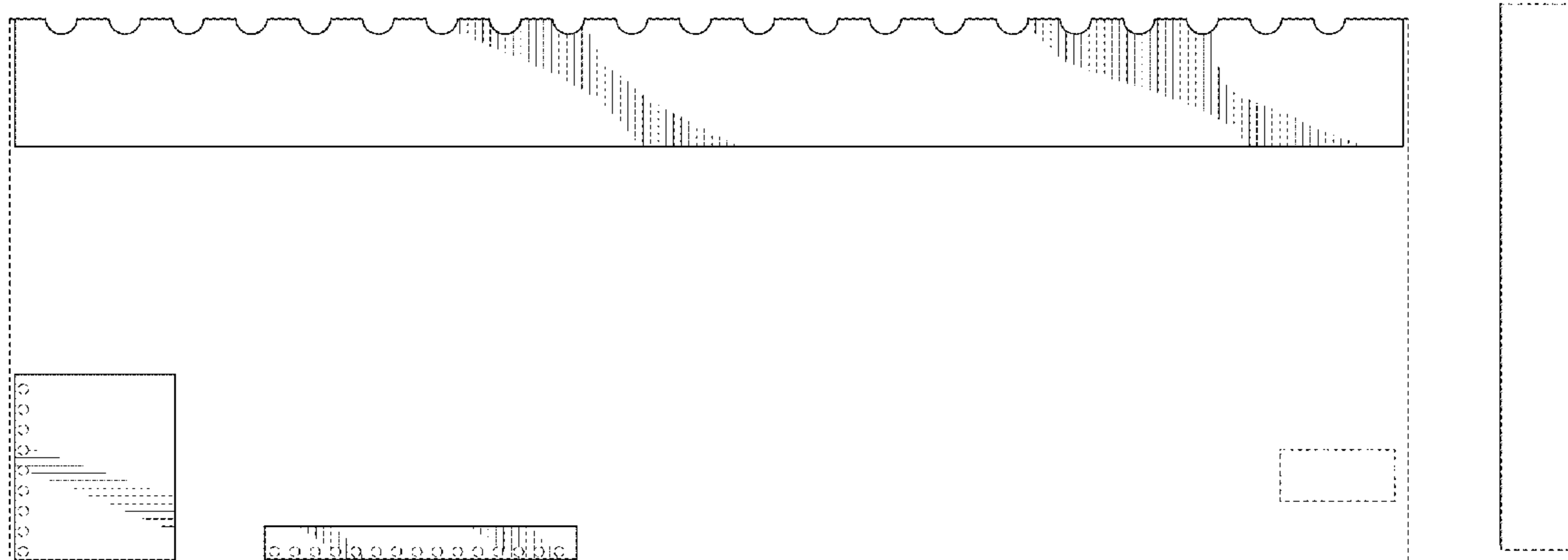
FIG. 5 is a left side elevation view thereof.

FIG. 6 is a top plan view thereof; and,

FIG. 7 is a bottom plan view thereof.

The broken lines illustrate portions of the antenna which form no part of the claimed invention.

1 Claim, 5 Drawing Sheets



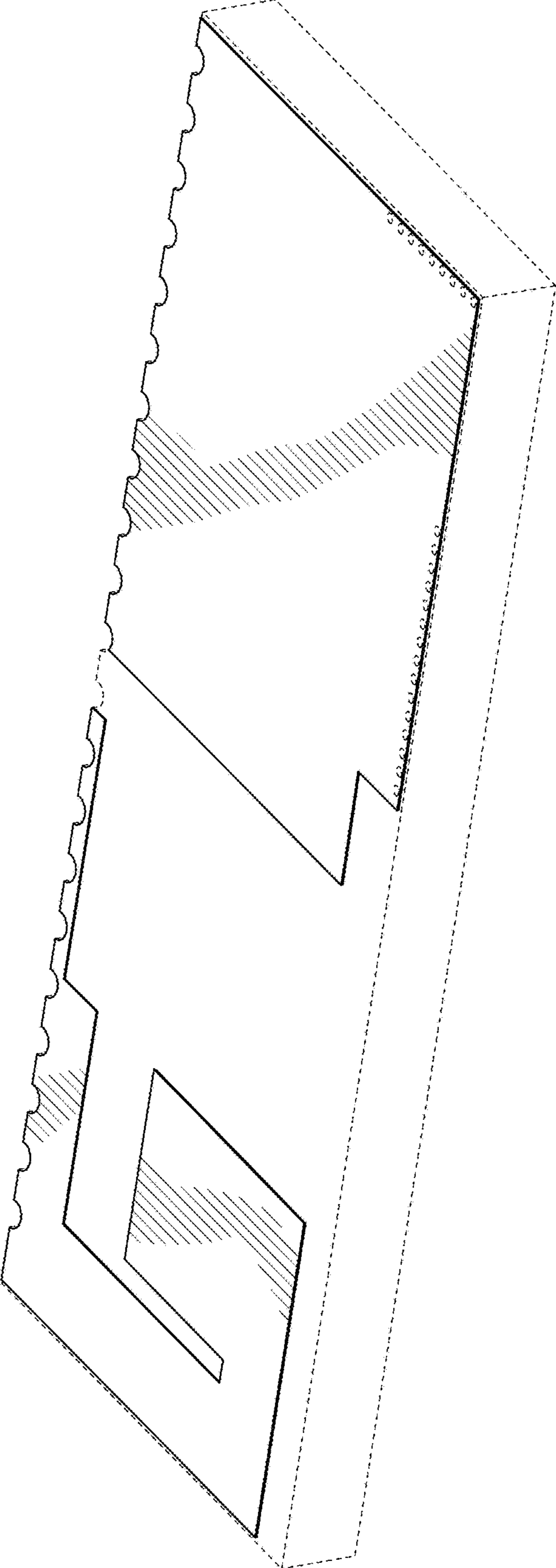


FIG. 1

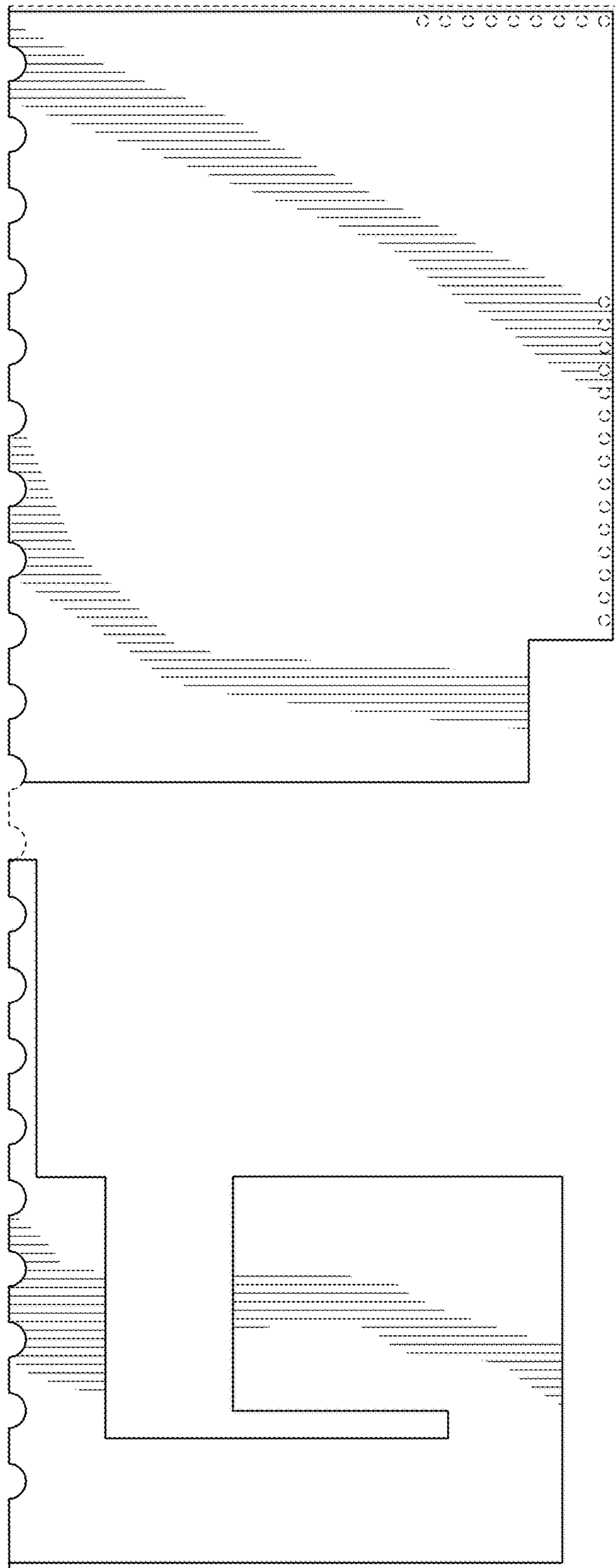


FIG. 2

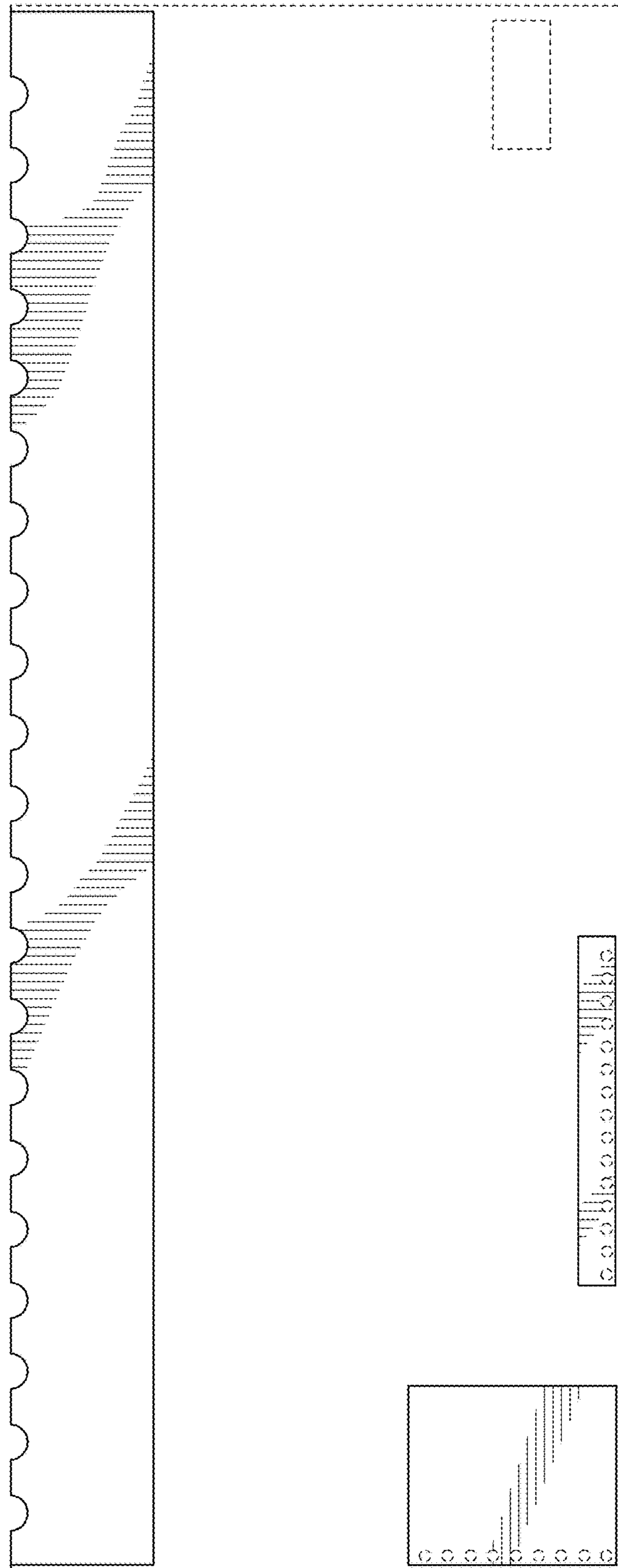


FIG. 3




FIG. 4




FIG. 5

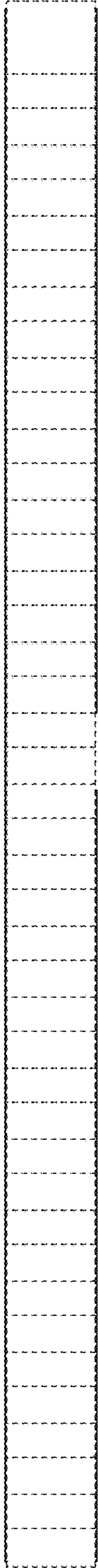


FIG. 6



FIG. 7