



US00D796472S

(12) **United States Design Patent**
Sprinkle

(10) **Patent No.:** **US D796,472 S**
(45) **Date of Patent:** **** Sep. 5, 2017**

(54) **LOUDSPEAKER**
(71) Applicant: **Harman International Industries, Incorporated**, Northridge, CA (US)
(72) Inventor: **Charles M. Sprinkle**, Indianapolis, IN (US)
(73) Assignee: **Harman International Industries, Incorporated**, Northridge, CA (US)

7,802,650 B2 * 9/2010 Bartlett G10K 11/025
181/179
8,428,295 B2 * 4/2013 Humphreys H04R 9/04
381/386
8,442,261 B2 * 5/2013 Kamimura H04R 7/127
181/165
8,811,653 B2 * 8/2014 Hiramoto H04R 9/06
381/423

(Continued)

(**) Term: **15 Years**
(21) Appl. No.: **29/541,429**
(22) Filed: **Oct. 2, 2015**

JP 2001189990 * 7/2001 H04R 7/00

Primary Examiner — Derrick Holland

Assistant Examiner — Janice Lim

(74) *Attorney, Agent, or Firm* — Plumsea Law Group, LLC

Related U.S. Application Data

FOREIGN PATENT DOCUMENTS

(62) Division of application No. 29/457,585, filed on Jun. 11, 2013, now abandoned.

(51) **LOC (10) Cl.** **14-01**

(52) **U.S. Cl.**
USPC **D14/204**

(58) **Field of Classification Search**
USPC D14/168, 172, 188, 189, 192, 204,
D14/207–216, 209.1, 220–222, 224, 314,
D14/356, 365; 181/143, 144, 148,
181/150–153, 157, 159, 198, 199;
381/300–302, 336, 345, 361, 365, 386,
381/388
CPC G10K 11/00; G10K 13/00; H04R 1/02;
H04R 7/02; H04R 7/04; H04R 7/22;
H04R 7/127; H01R 5/02; H05K 5/00;
D10K 13/00

See application file for complete search history.

(56) **References Cited**

U.S. PATENT DOCUMENTS

3,313,018 A * 4/1967 Tibbetts B21D 53/00
156/155
6,393,131 B1 * 5/2002 Rexroat H04R 1/023
181/187

(57) **CLAIM**

The ornamental design for a loudspeaker, as shown and described.

DESCRIPTION

FIG. 1 is a first perspective view of a loudspeaker, showing my new design;

FIG. 2 is a second perspective view thereof, shown without the rest of the loudspeaker, for ease of illustration;

FIG. 3 is an elevational view thereof, shown without the rest of the loudspeaker, for ease of illustration;

FIG. 4 is a third perspective view thereof, shown without the rest of the loudspeaker, for ease of illustration;

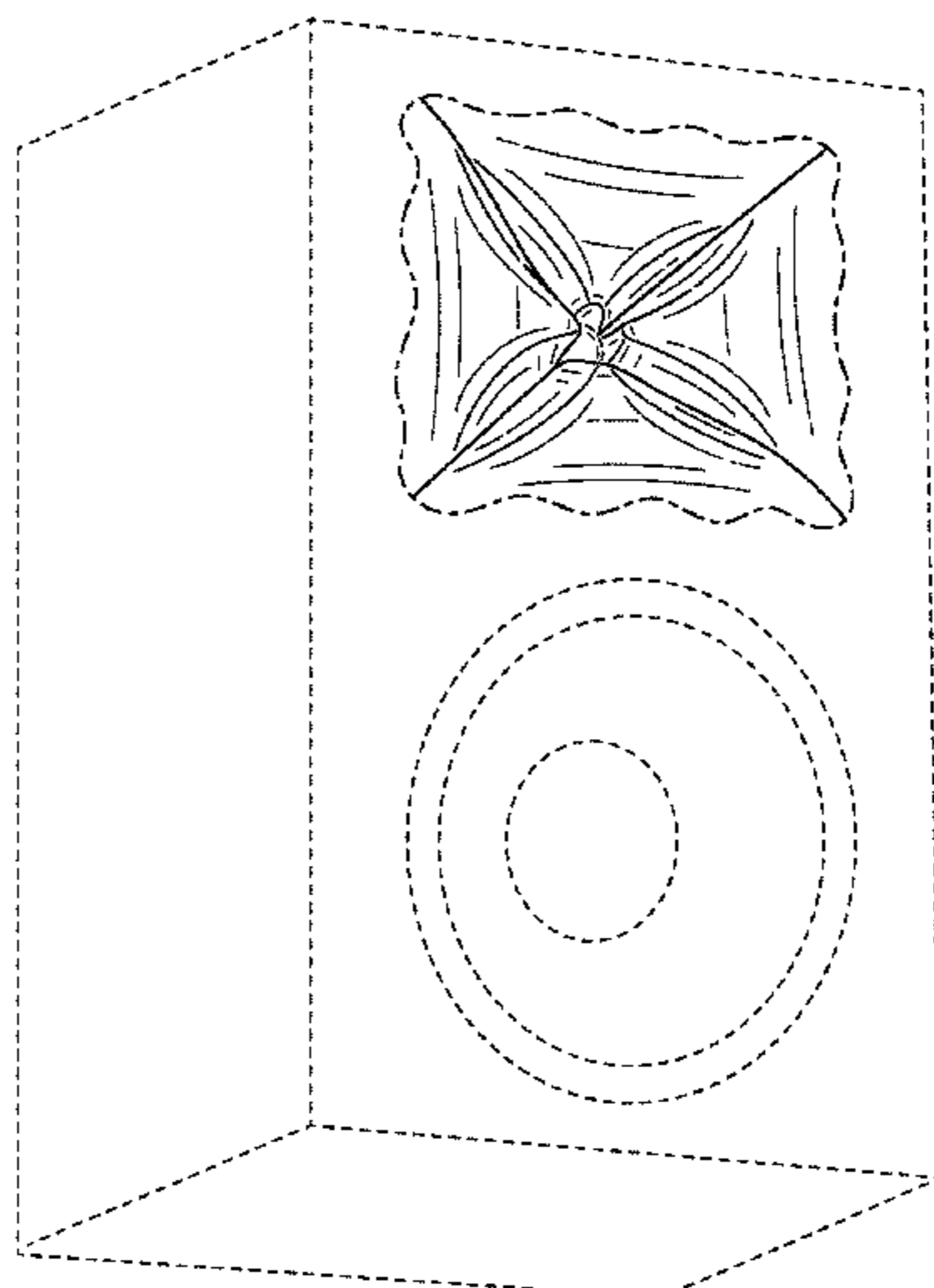
FIG. 5 is a cross-section thereof, taken in the direction of line 5-5 of FIG. 3; and,

FIG. 6 is a cross-section thereof, taken in the direction of line 6-6 of FIG. 3.

The broken line showings of the center circles and the remainder of the loudspeaker form no part of the claimed design.

The dot-dash broken lines define the bounds of the claimed design and form no part thereof.

1 Claim, 6 Drawing Sheets



(56)

References Cited

U.S. PATENT DOCUMENTS

2008/0013781	A1 *	1/2008	Sagren	H04R 9/043 381/398
2008/0053745	A1 *	3/2008	Tada	H04R 1/24 181/165
2009/0046875	A1 *	2/2009	Masuda	H04R 1/30 381/152
2009/0277712	A1 *	11/2009	Graber	H04R 1/345 181/144
2010/0032233	A1 *	2/2010	Moore	H04R 1/345 181/152
2011/0013798	A1 *	1/2011	Niidera	H04R 9/06 381/332

* cited by examiner

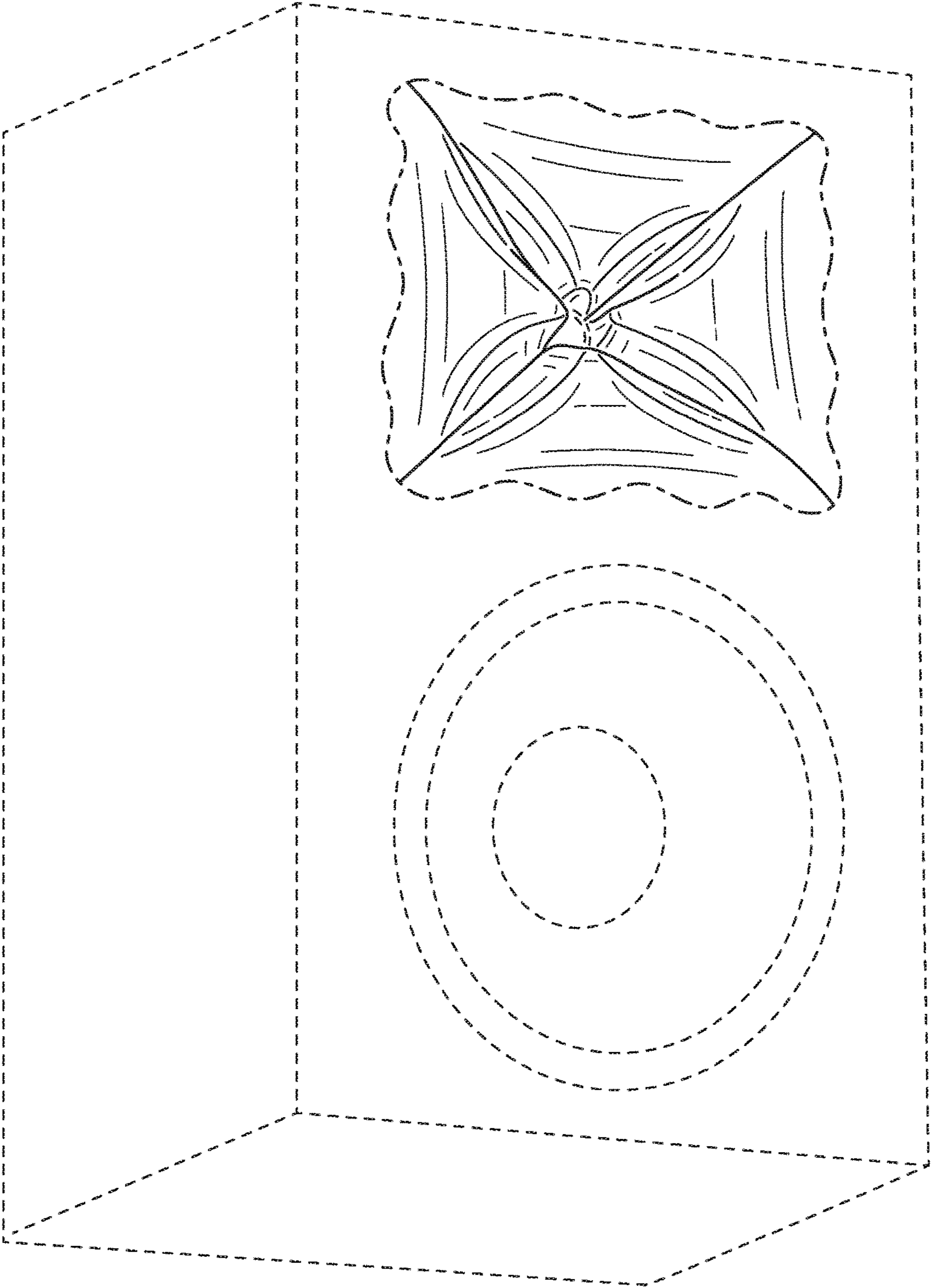


FIG. 1

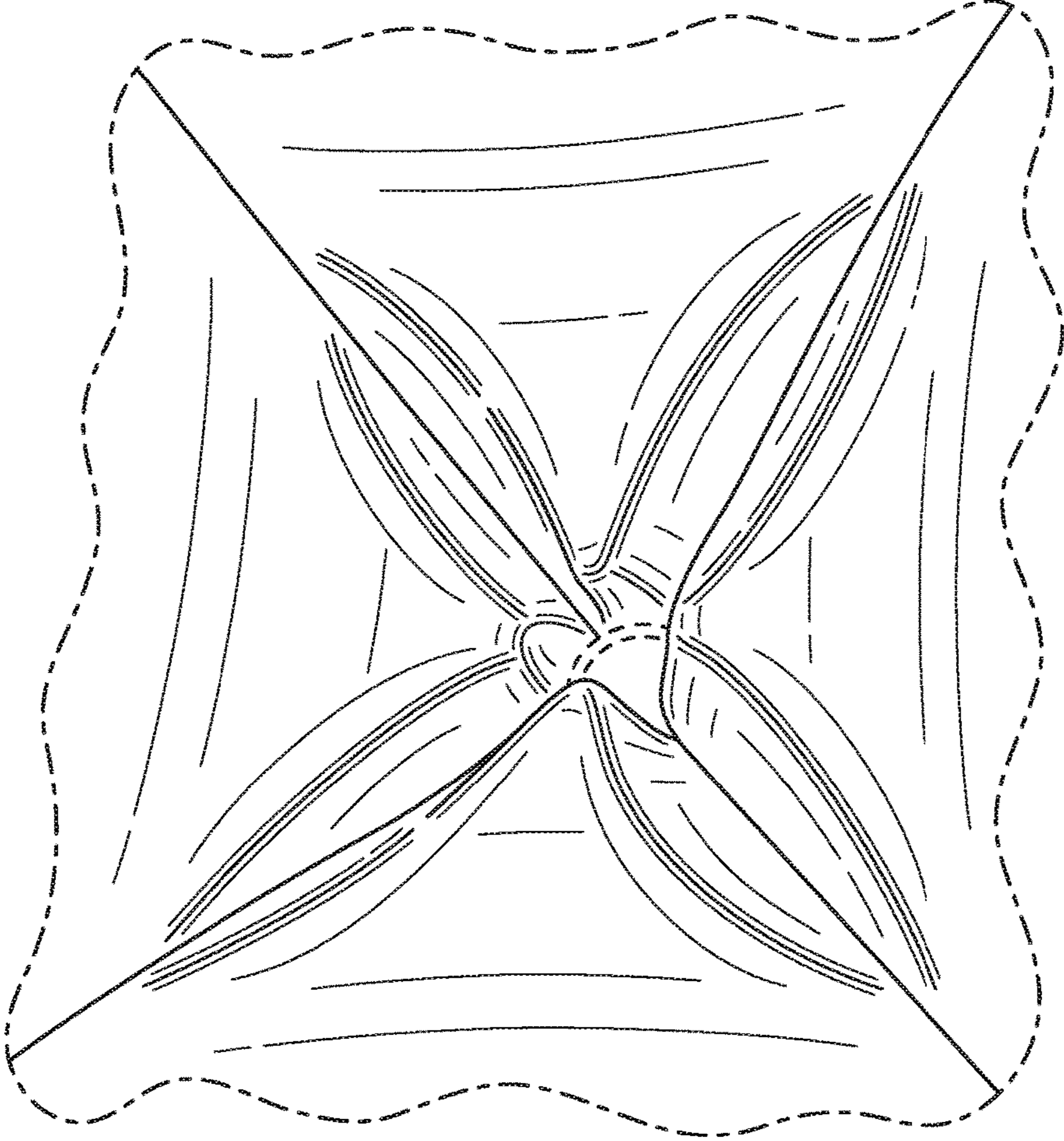


FIG. 2

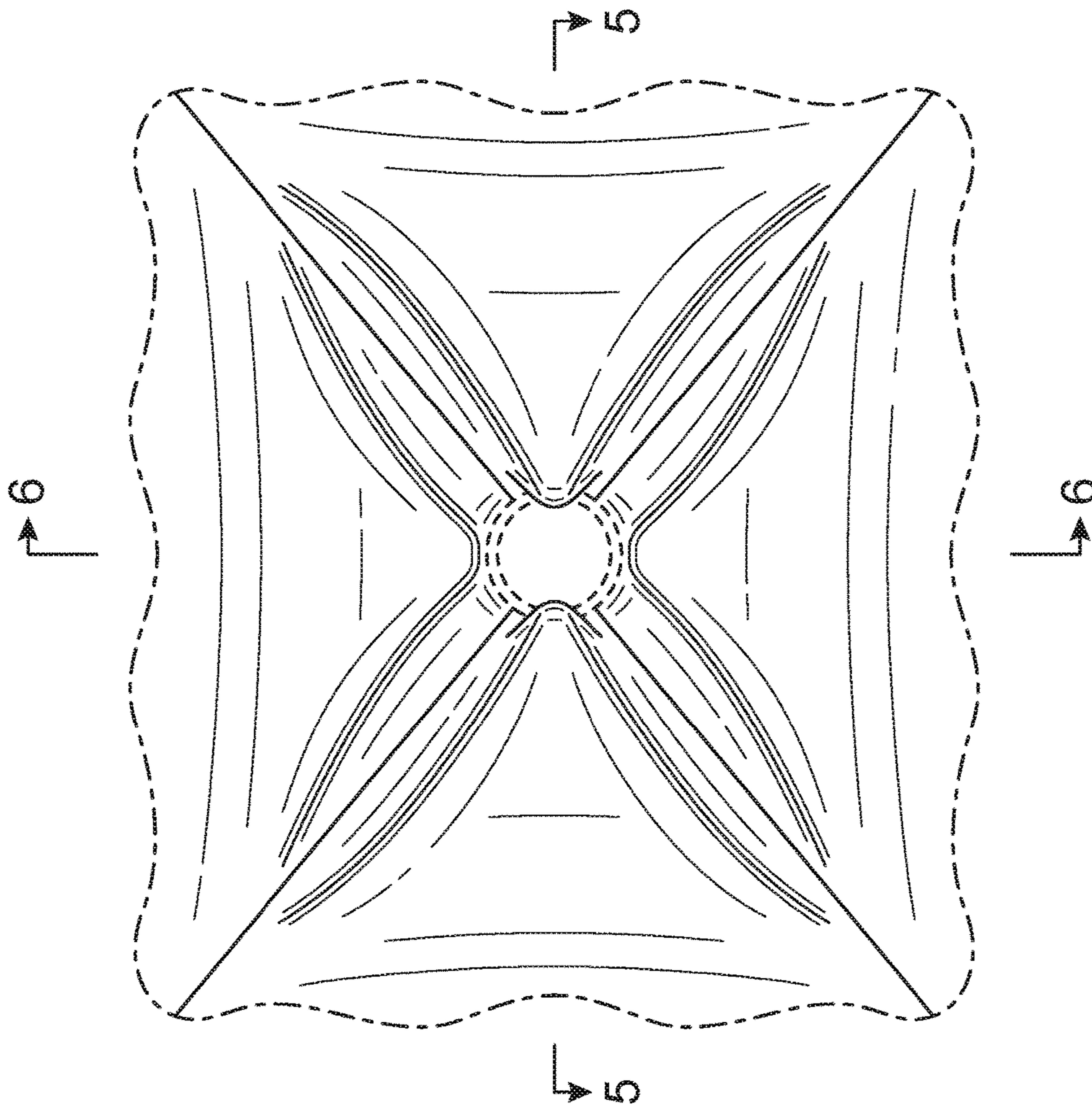


FIG. 3

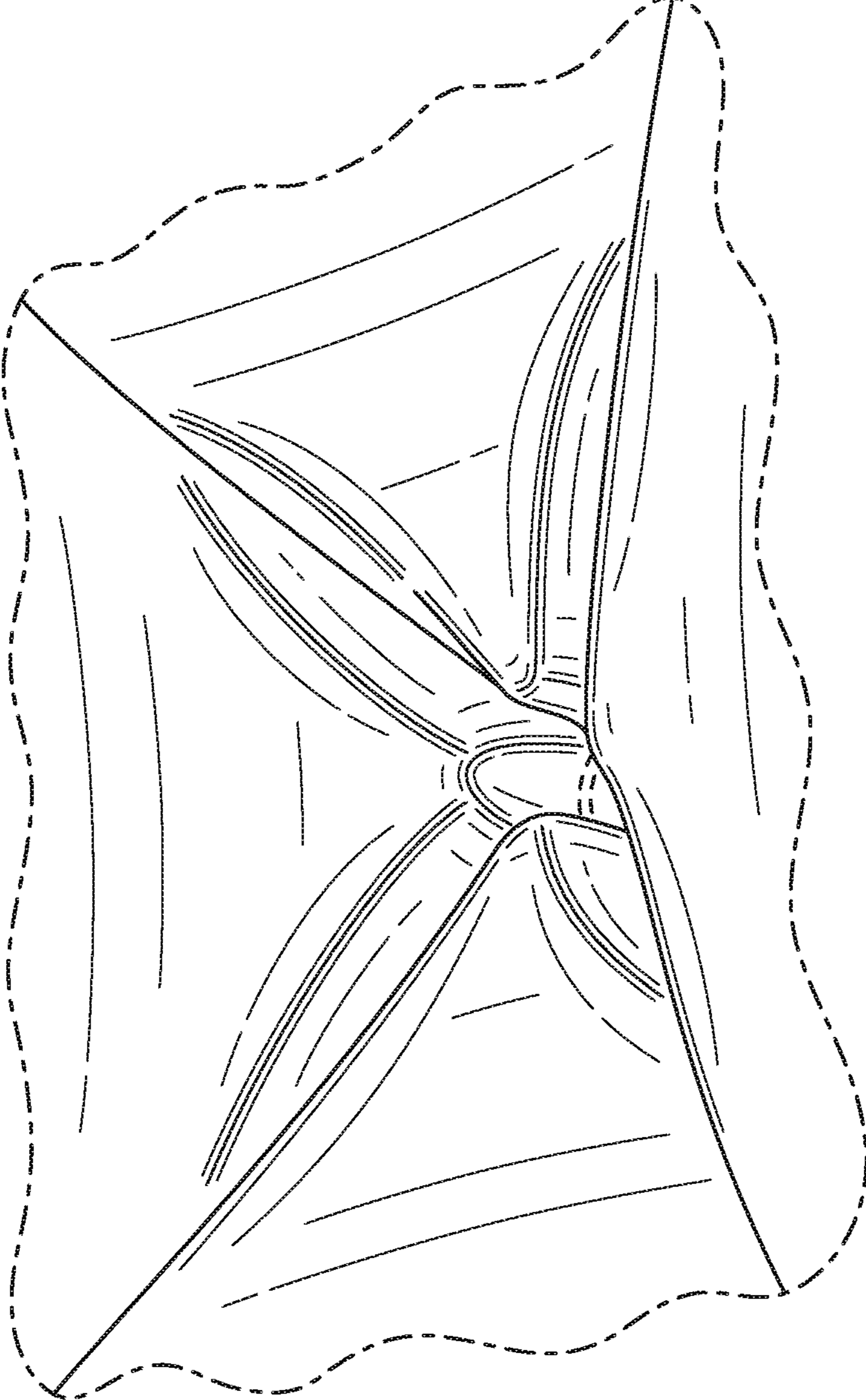


FIG. 4

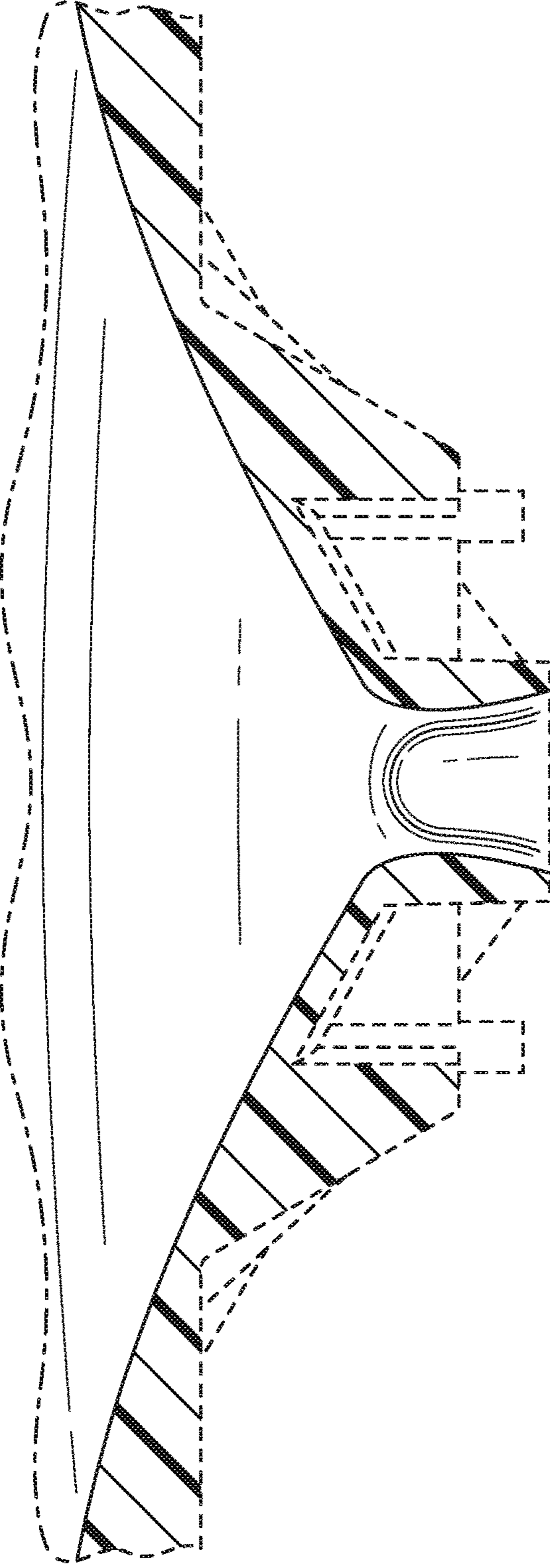


FIG. 5

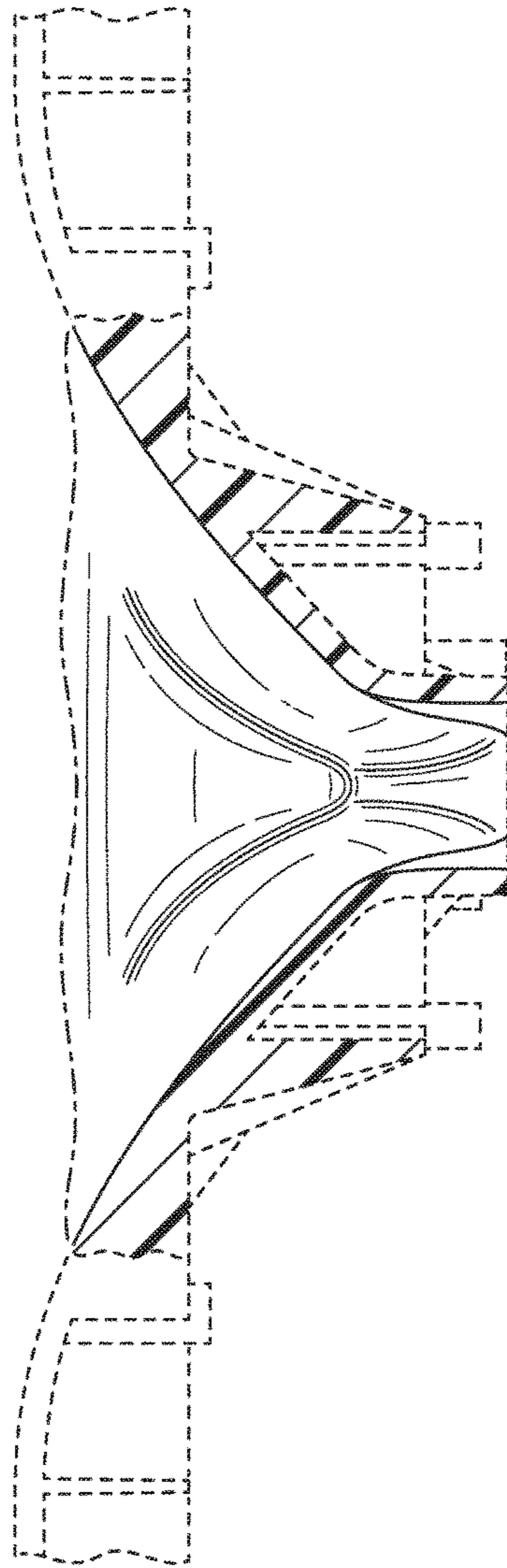


FIG. 6