



US00D796471S

(12) **United States Design Patent** (10) **Patent No.:** **US D796,471 S**
Warren (45) **Date of Patent:** **** Sep. 5, 2017**

(54) **LOUDSPEAKER**
(71) Applicant: **B & W Group Ltd**, Worthing, West Sussex (GB)
(72) Inventor: **Morten Villiers Warren**, London (GB)
(73) Assignee: **B & W Group Ltd.**, Worthing, West Sussex (GB)
(**) Term: **14 Years**
(21) Appl. No.: **29/524,376**
(22) Filed: **Apr. 20, 2015**

D645,024 S * 9/2011 Behar D14/214
D669,059 S * 10/2012 Huang D14/240
D670,264 S * 11/2012 Tsai D14/172
D677,245 S * 3/2013 Joseph D14/204
D678,863 S * 3/2013 Inada D14/204

* cited by examiner

Primary Examiner — Derrick Holland

Assistant Examiner — Janice Lim

(74) *Attorney, Agent, or Firm* — Buchanan, Ingersoll & Rooney PC

(30) **Foreign Application Priority Data**

Oct. 20, 2014 (CN) 2014 3 0395729

(51) **LOC (10) Cl.** **14-01**

(52) **U.S. Cl.**
USPC **D14/204**

(58) **Field of Classification Search**

USPC D14/167, 168, 170–172, 188, 204,
D14/210–214, 219, 221, 222, 224;
181/144, 148, 153, 157, 198; 369/6–12;
381/301–303, 306, 332, 334, 336, 345,
381/361–363, 386–388
CPC G06F 1/1688; H04R 1/02; H04R 1/025;
H04R 1/026; H04R 1/323; H04R 1/403;
H04R 1/2803; H04R 1/2834; H04R 5/02;
H04R 9/06; H04R 2201/021; H04R
2400/00; H04R 2400/07; H04R 2499/11
See application file for complete search history.

(56) **References Cited**

U.S. PATENT DOCUMENTS

D301,476 S * 6/1989 Scianna, Sr. D13/184
D351,595 S * 10/1994 Furui D14/506
D372,918 S * 8/1996 Manganese D14/204
D453,016 S 1/2002 Nevill et al.
D540,187 S * 4/2007 Duffy D9/734

(57) **CLAIM**

The ornamental design for a loudspeaker, as shown and described.

DESCRIPTION

FIG. 1 is a front elevational view of a loudspeaker showing my new design.

FIG. 2 is a rear elevational view thereof.

FIG. 3 is a left side elevational view thereof.

FIG. 4 is right side elevational view thereof.

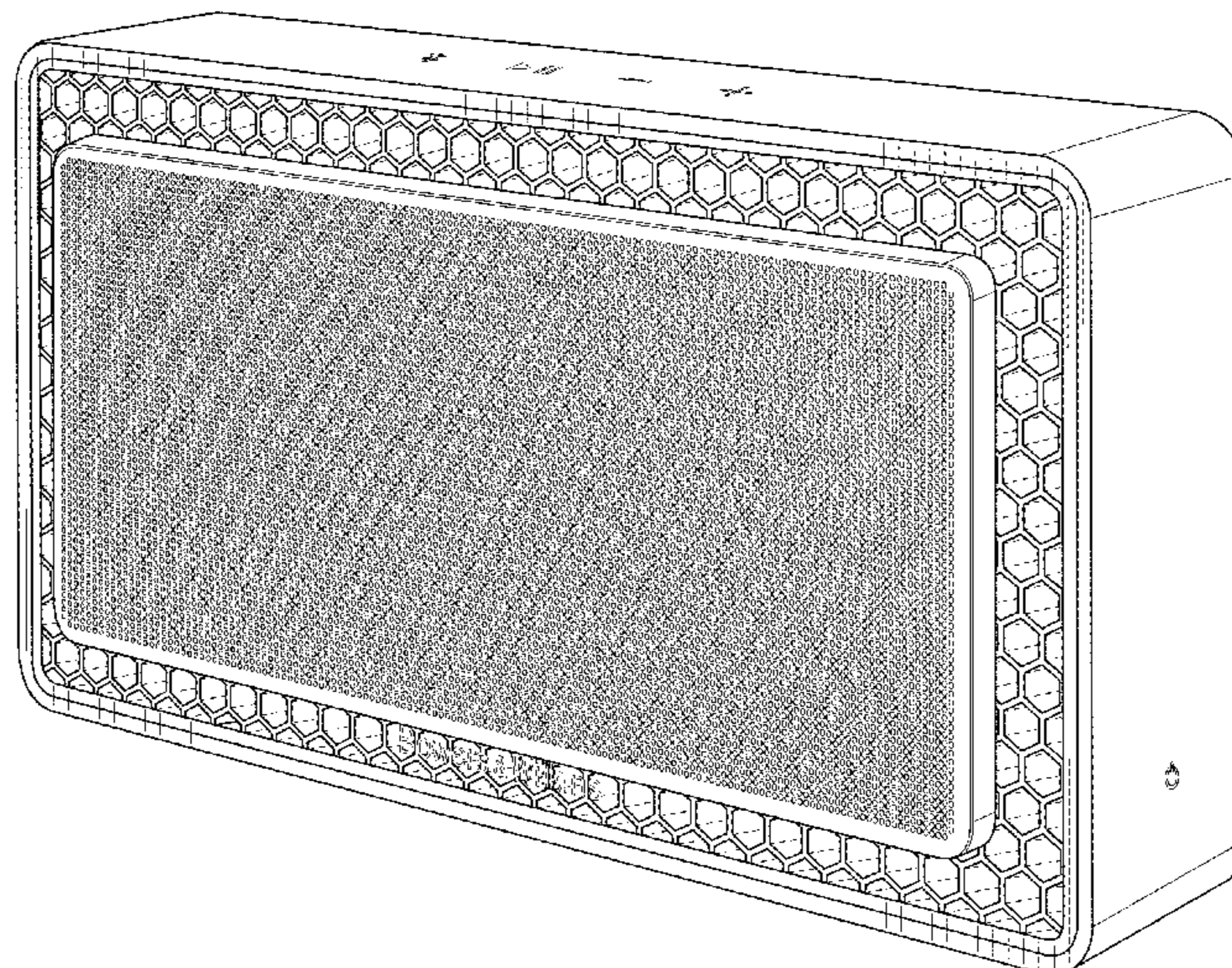
FIG. 5 is a top plan view thereof.

FIG. 6 is a bottom plan view thereof; and,

FIG. 7 is a front perspective view thereof.

The broken line portions of the drawing figures are included to show unclaimed subject matter only and form no part of the claimed design.

1 Claim, 7 Drawing Sheets



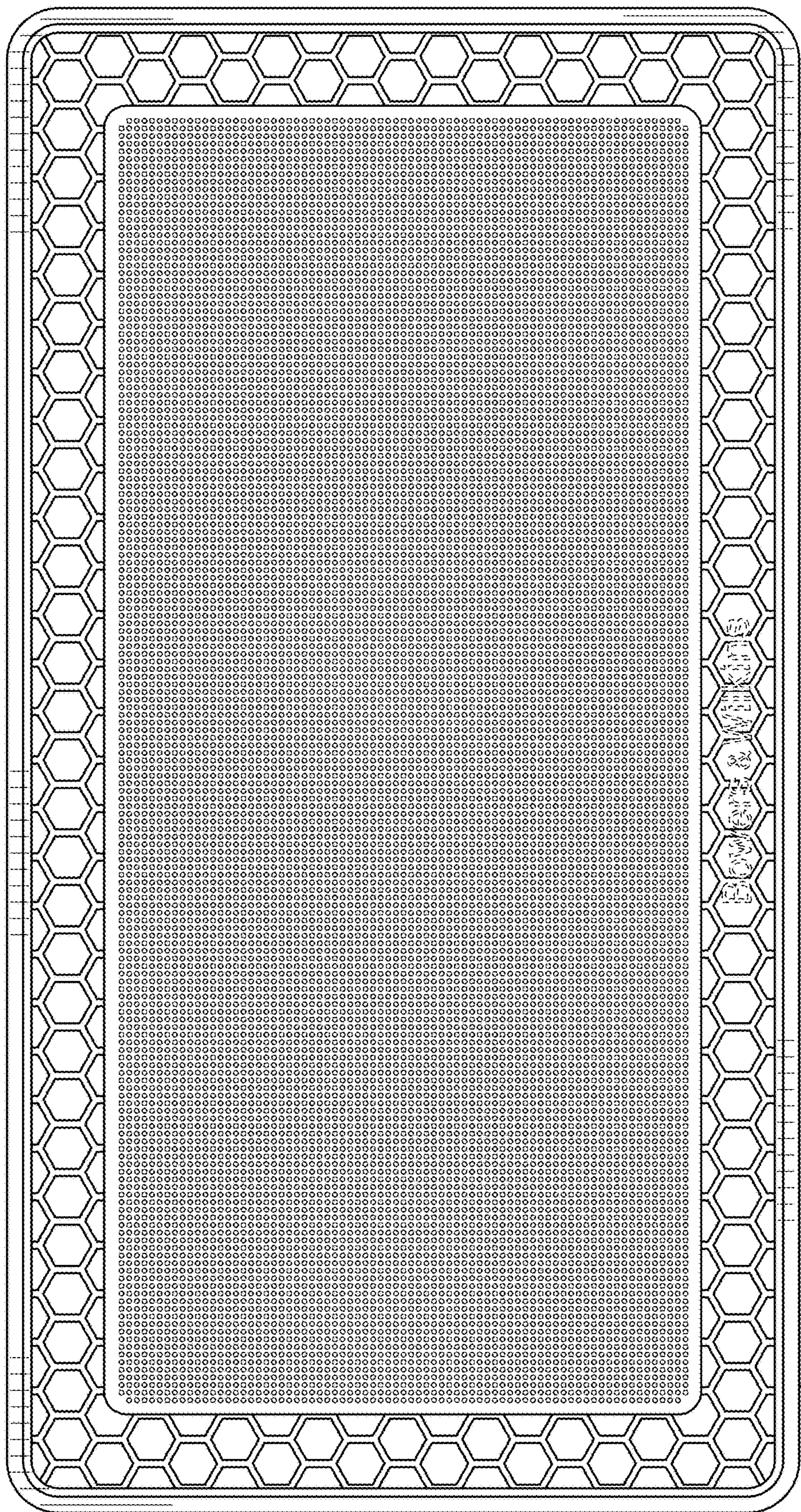


FIG. 1

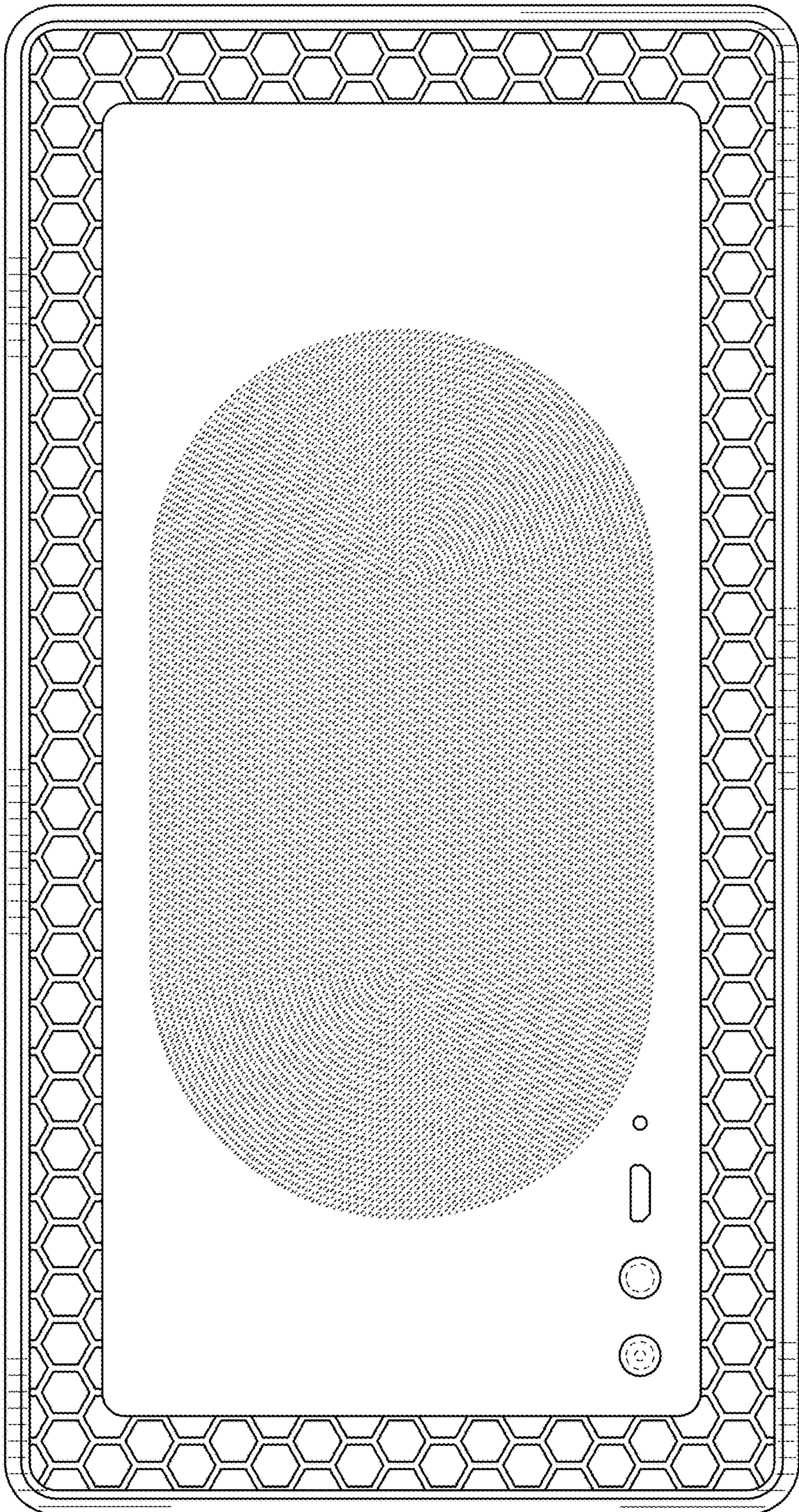


FIG. 2




FIG. 3




FIG. 4

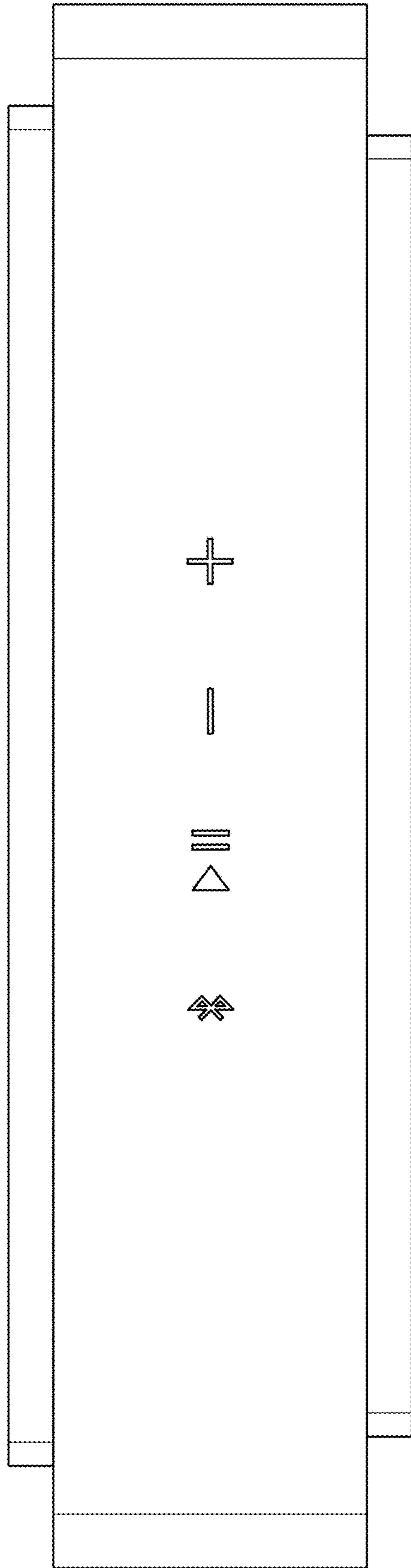


FIG. 5




FIG. 6

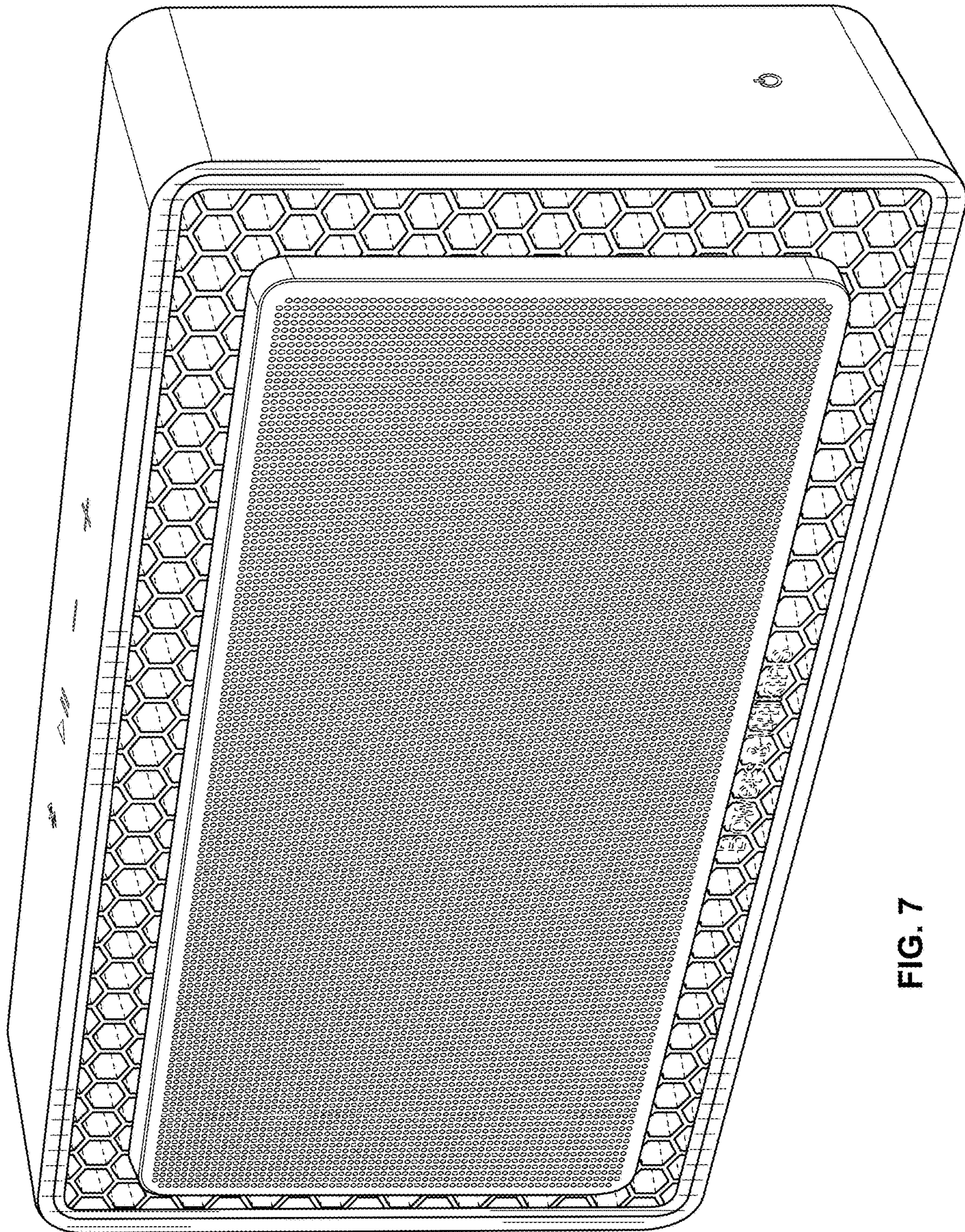


FIG. 7