

US00D796462S

(12) **United States Design Patent** (10) **Patent No.:** **US D796,462 S**
Bang et al. (45) **Date of Patent:** **** Sep. 5, 2017**

(54) **TELEVISION RECEIVER**

(71) Applicant: **Samsung Electronics Co., Ltd.**,
Suwon-si (KR)

(72) Inventors: **Sungil Bang**, Seoul (KR); **Chanhee Han**, Seoul (KR); **Chaejoo Son**, Seoul (KR)

(73) Assignee: **Samsung Electronics Co., Ltd.**,
Suwon-si (KR)

(**) Term: **15 Years**

(21) Appl. No.: **29/556,233**

(22) Filed: **Feb. 29, 2016**

(30) **Foreign Application Priority Data**

Sep. 3, 2015 (KR) 30-2015-0044722

(51) **LOC (10) Cl.** **14-03**

(52) **U.S. Cl.**
USPC **D14/126**

(58) **Field of Classification Search**
USPC D14/125-134, 239, 371, 136, 374-377,
D14/440, 450, 448, 336, 342, 159;
312/7.2; 348/836, 838, 180, 184, 325,
348/739; 248/917-924, 465; 345/104,
345/133, 156, 168, 87, 173; D21/329,
D21/515, 577, 622, 333, 433, 448, 452,
D21/450, 331, 505; D10/15, 26;
446/484, 175, 356; D6/477, 479, 300;
D24/185; D34/14
CPC ... G06F 1/1601; G06F 1/1643; H05K 5/0004;
H05K 5/0017; H05K 5/02; H05K 5/0217
See application file for complete search history.

(56) **References Cited**

U.S. PATENT DOCUMENTS

D725,062 S *	3/2015	Cho	D14/126
D725,616 S *	3/2015	Oh	D14/126
D730,858 S *	6/2015	Yoon	D14/126
D735,687 S *	8/2015	Bang	D14/126
D737,236 S *	8/2015	Son	D14/126
D741,277 S *	10/2015	Shin	D14/126
D742,343 S *	11/2015	Moon	D14/126

* cited by examiner

Primary Examiner — Randall Gholson

(74) *Attorney, Agent, or Firm* — NSIP Law

(57) **CLAIM**

We claim the ornamental design for a television receiver, as shown and described.

DESCRIPTION

FIG. 1 is a front perspective view of a television receiver showing our new design;
FIG. 2 is a front view thereof;
FIG. 3 is a rear view thereof;
FIG. 4 is a left-side view thereof;
FIG. 5 is a right-side view thereof;
FIG. 6 is a top view thereof;
FIG. 7 is a bottom view thereof;
FIG. 8 is a rear perspective view thereof; and,
FIG. 9 is an enlarged view of the encircled portion 9 as illustrated in FIG. 1.
The short dash-dash broken lines in the figures show portions of the television receiver that form no part of the claimed design.
The dot-dot-dash broken lines encircling portions of the claimed design that are illustrated in enlargements form no part of the claimed design.

1 Claim, 9 Drawing Sheets

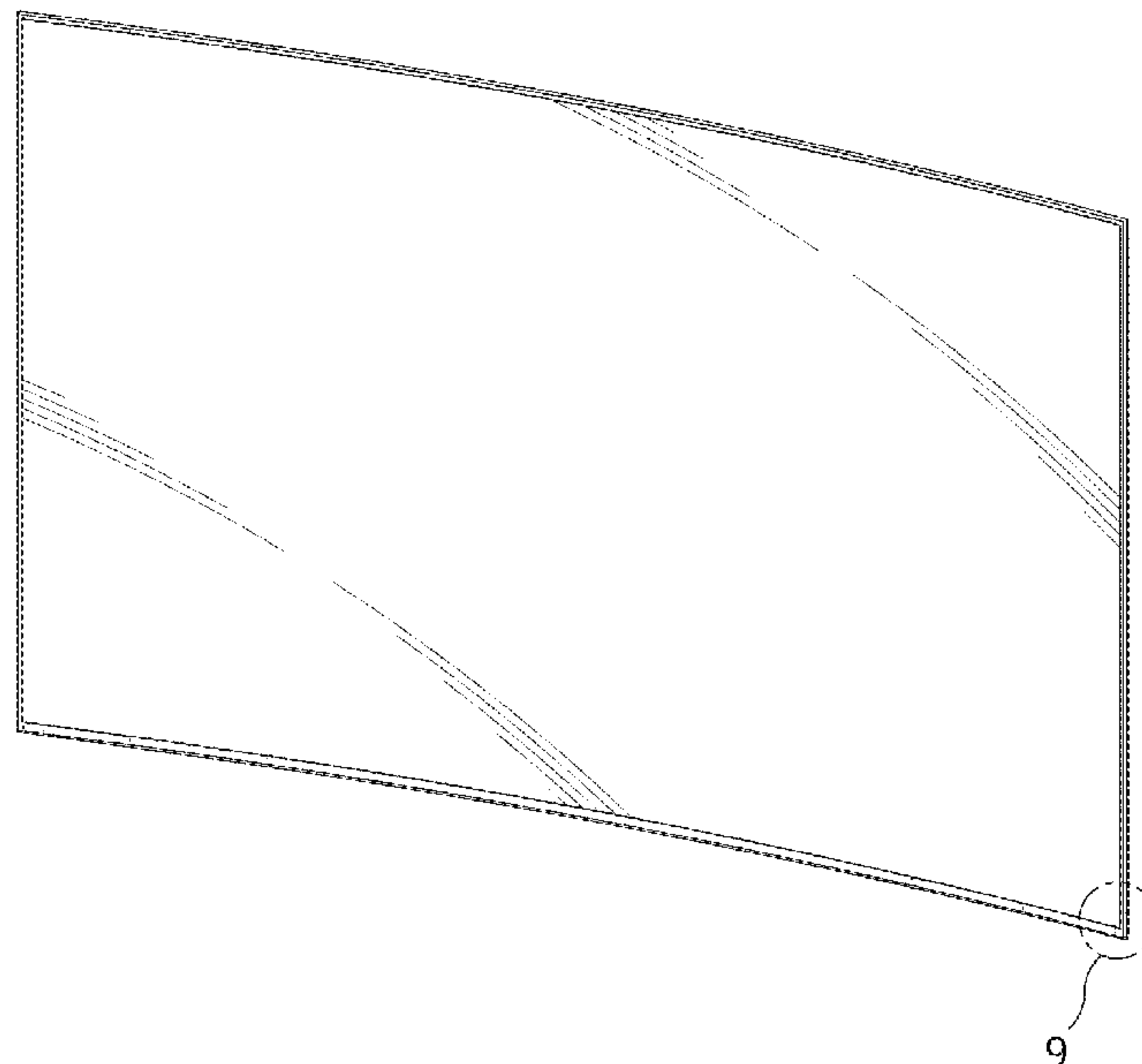


FIG. 1

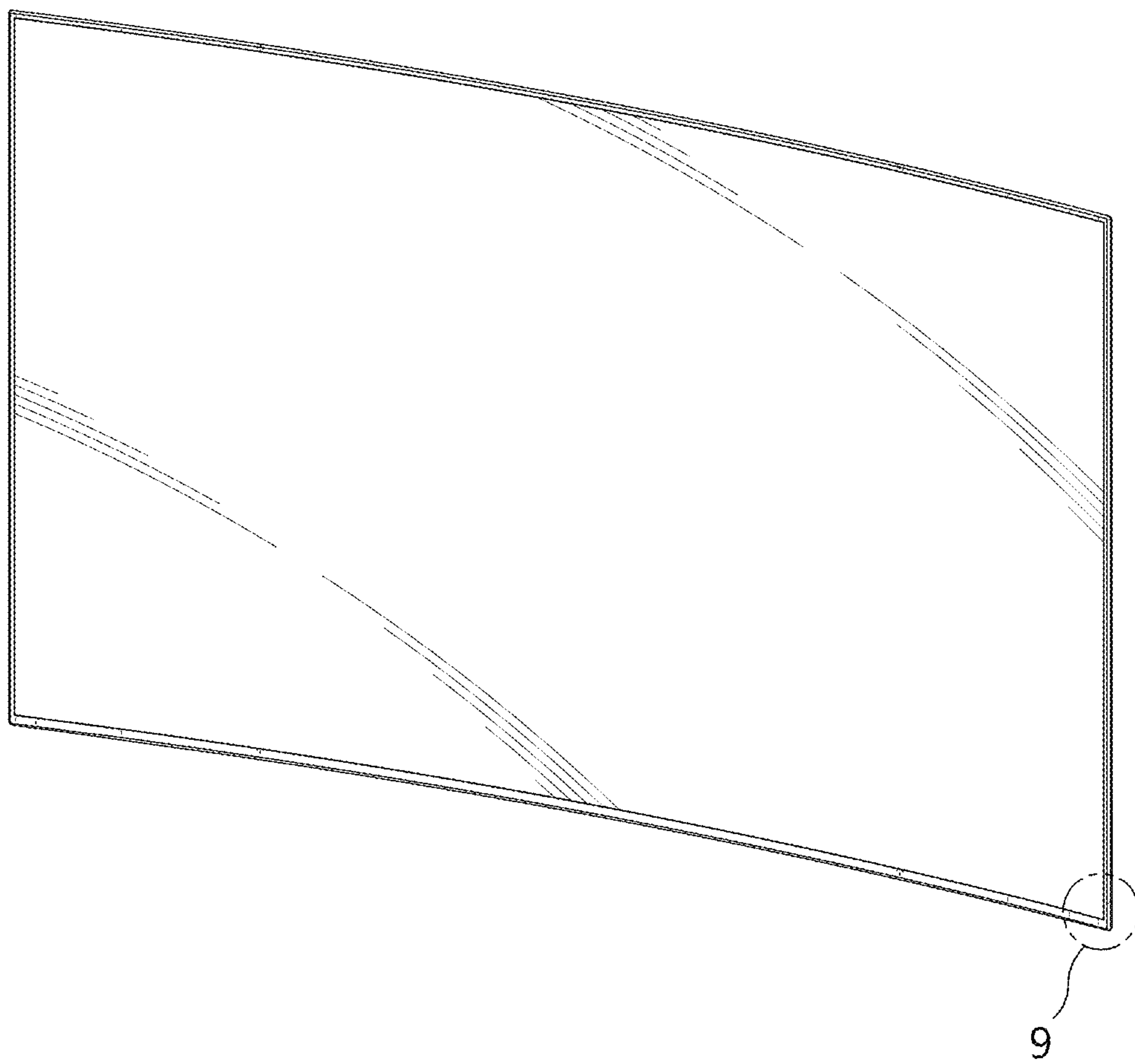


FIG. 2

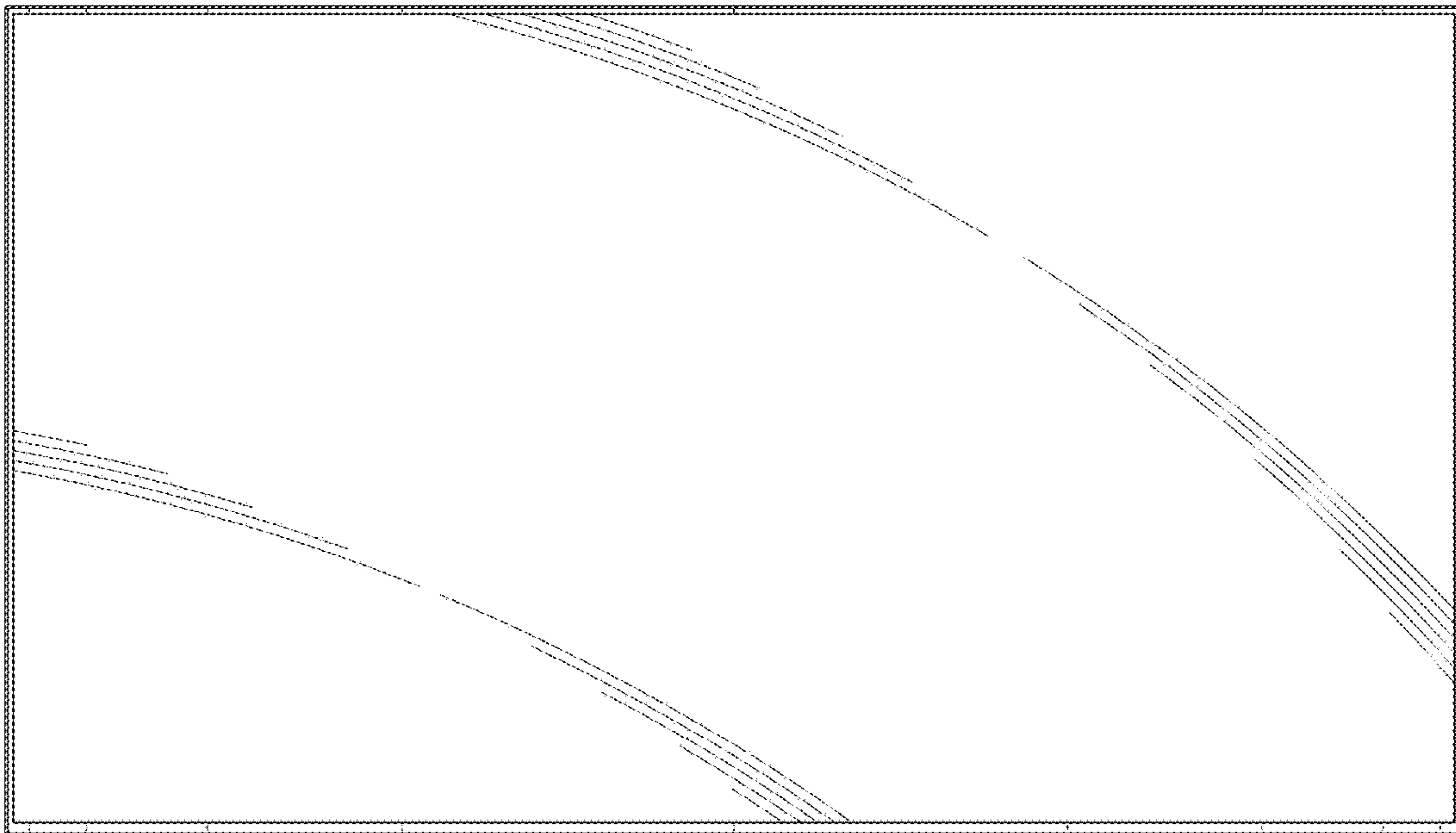


FIG. 3

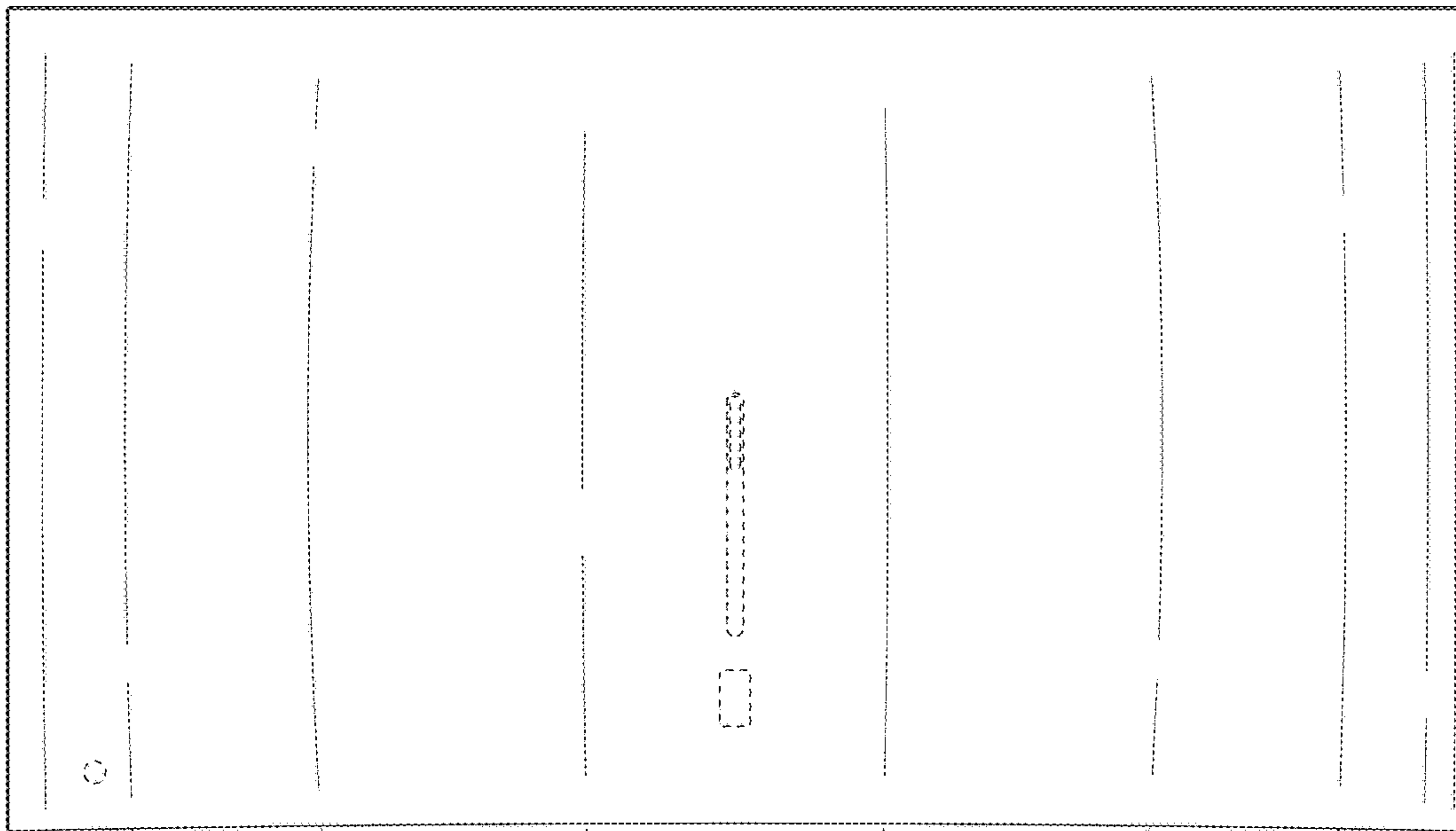


FIG. 4




FIG. 5




FIG. 6




FIG. 7

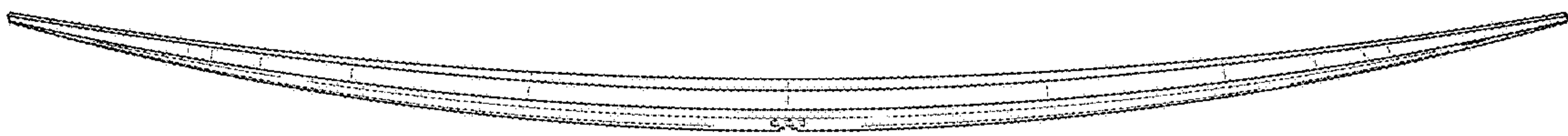


FIG. 8

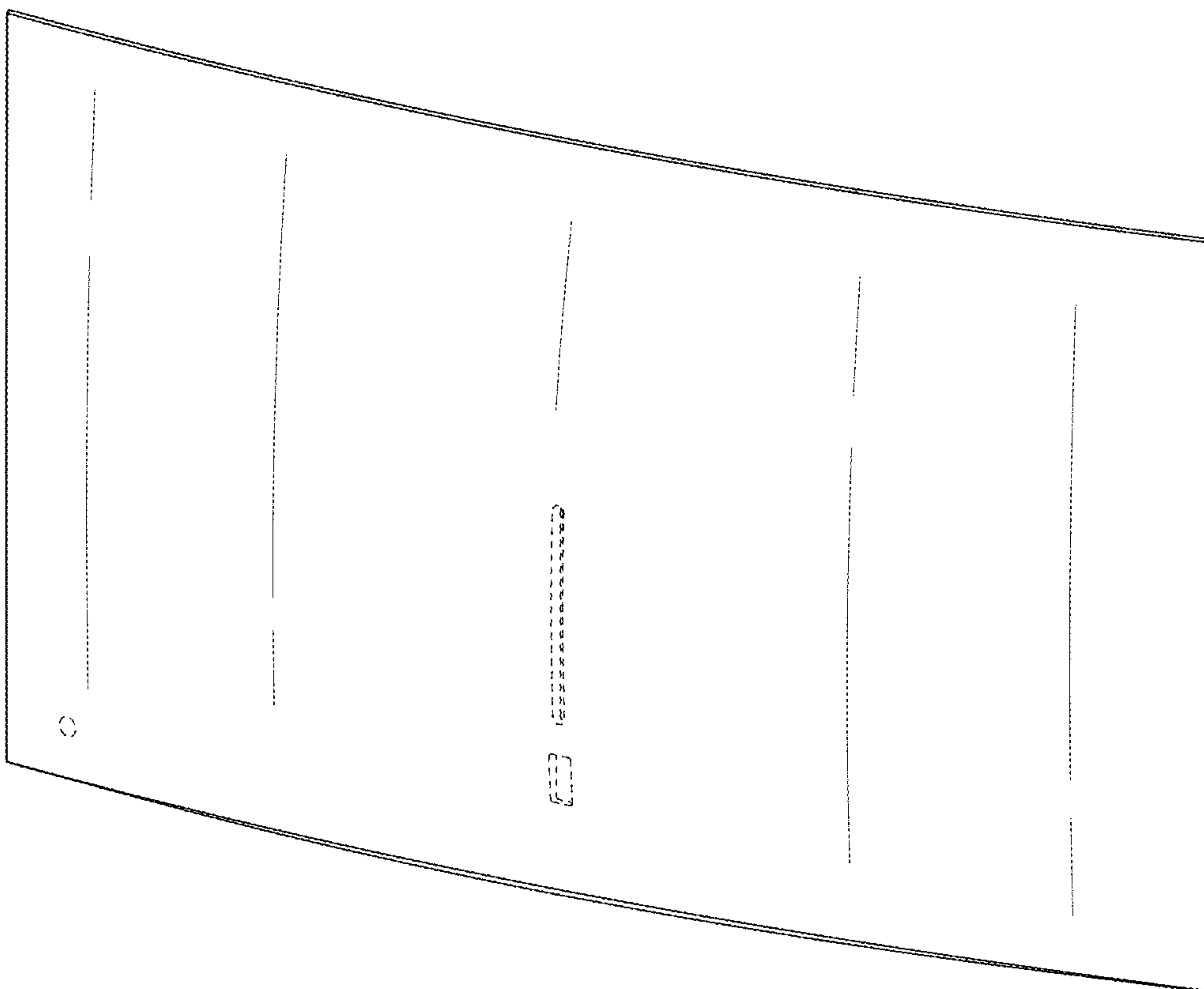


FIG. 9

