



US00D796461S

(12) **United States Design Patent** (10) **Patent No.:** **US D796,461 S**
Ruppert et al. (45) **Date of Patent:** **** Sep. 5, 2017**

(54) **SET TOP BOX**

D689,051 S * 9/2013 Lee D14/125
D700,153 S * 2/2014 Park D14/125
D715,751 S * 10/2014 Park D14/125

(71) Applicant: **CHARTER COMMUNICATIONS OPERATING, LLC**, St. Louis, MO (US)

* cited by examiner

(72) Inventors: **Ian Ruppert**, Greenwood Village, CO (US); **Peter Owen Brown**, Lakewood, CO (US); **Thomas Chiang**, Denver, CO (US)

Primary Examiner — Randall Gholson
(74) *Attorney, Agent, or Firm* — Meagher Emanuel Laks Goldberg & Liao, LLP

(73) Assignee: **CHARTER COMMUNICATIONS OPERATING, LLC**, St. Louis, MO (US)

(57) **CLAIM**

(**) Term: **14 Years**

We claim the ornamental design for a set top box, as shown and described.

(21) Appl. No.: **29/514,671**

(22) Filed: **Jan. 15, 2015**

DESCRIPTION

(51) **LOC (10) Cl.** **14-03**

(52) **U.S. Cl.**
USPC **D14/125**

(58) **Field of Classification Search**
USPC D14/125, 357-358, 496, 188, 242, 432;
D13/184; 348/10, 460, 706, 731;
340/825.03; 455/6.1, 6.2; 312/223.1, 7.2
CPC H04N 7/00
See application file for complete search history.


FIG. 1 is a front view of a set top box;
FIG. 2 is a rear view thereof;
FIG. 3 is a right side view thereof;
FIG. 4 is a left side view thereof;
FIG. 5 is a top view thereof;
FIG. 6 is a bottom view thereof; and,
FIG. 7 is a front perspective view thereof.
A characteristic feature of the set top box design resides in the shape thereof, including a venting pattern visible on the top, bottom and side views as shown herein.
The broken line showings of the set top box are for the purposes of illustrating environmental structure and form no part of the claimed design.

(56) **References Cited**

U.S. PATENT DOCUMENTS

D614,594 S * 4/2010 Suzuki D14/125
D638,387 S * 5/2011 Honda D14/125

1 Claim, 7 Drawing Sheets






FIG. 1

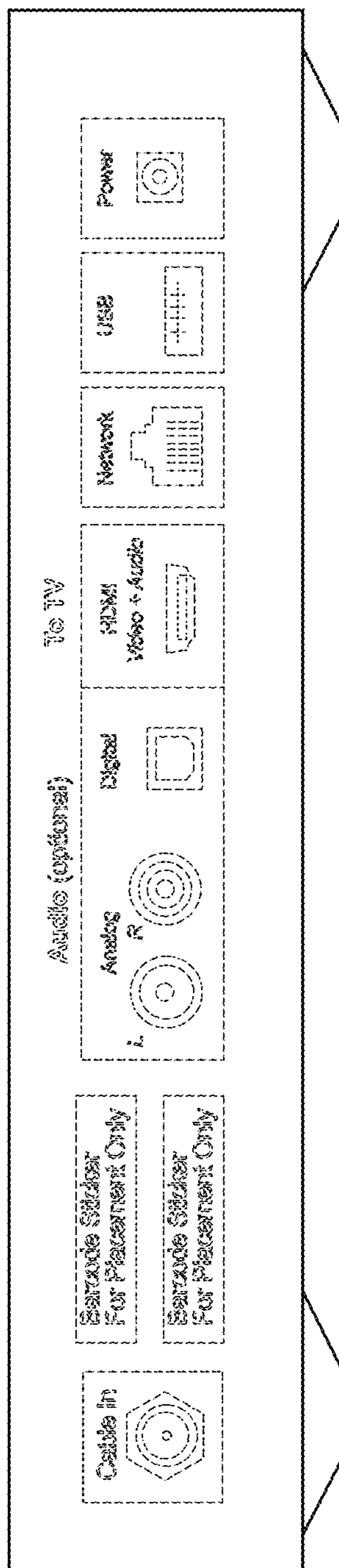


FIG. 2




FIG. 3




FIG. 4




FIG. 5

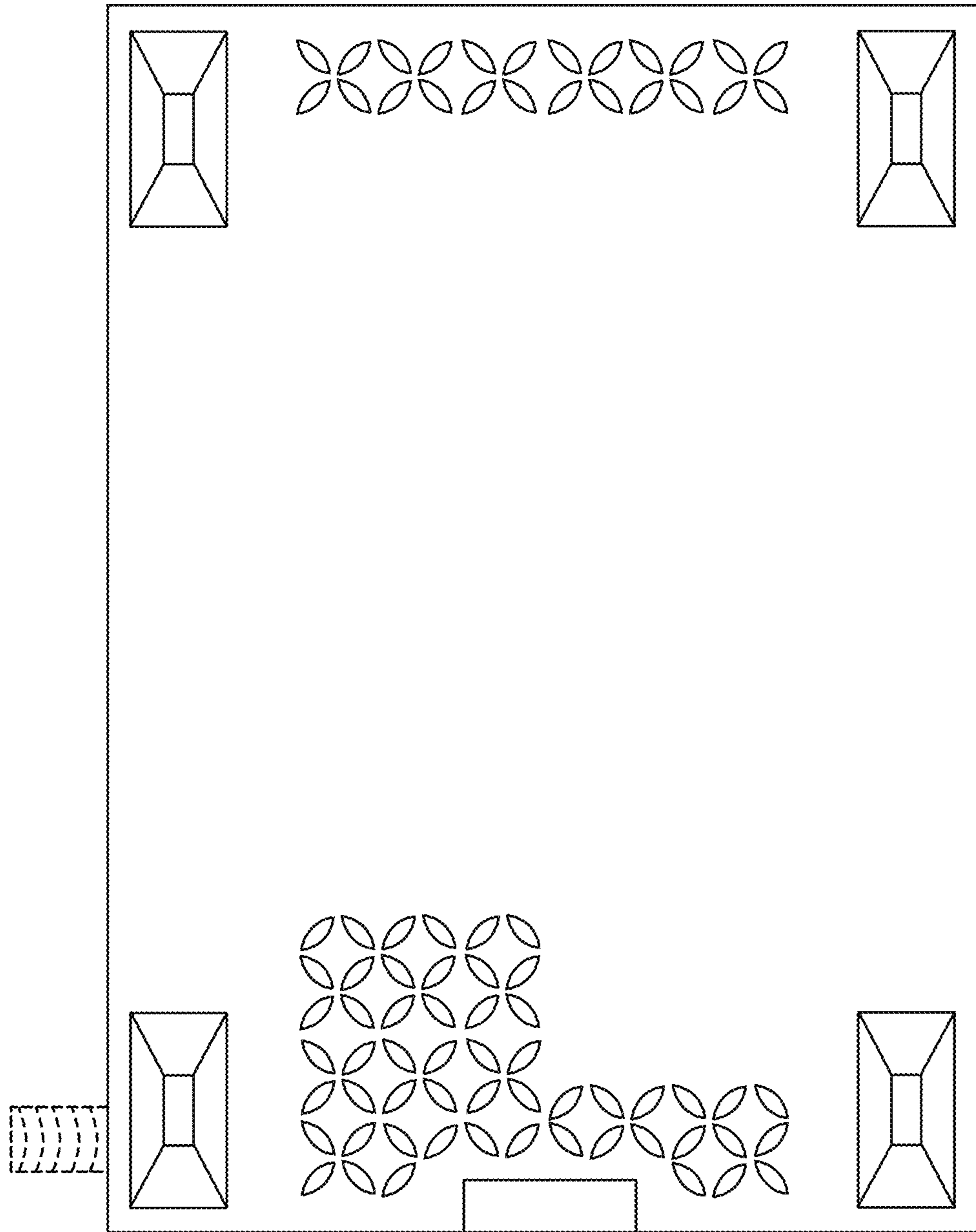


FIG. 6

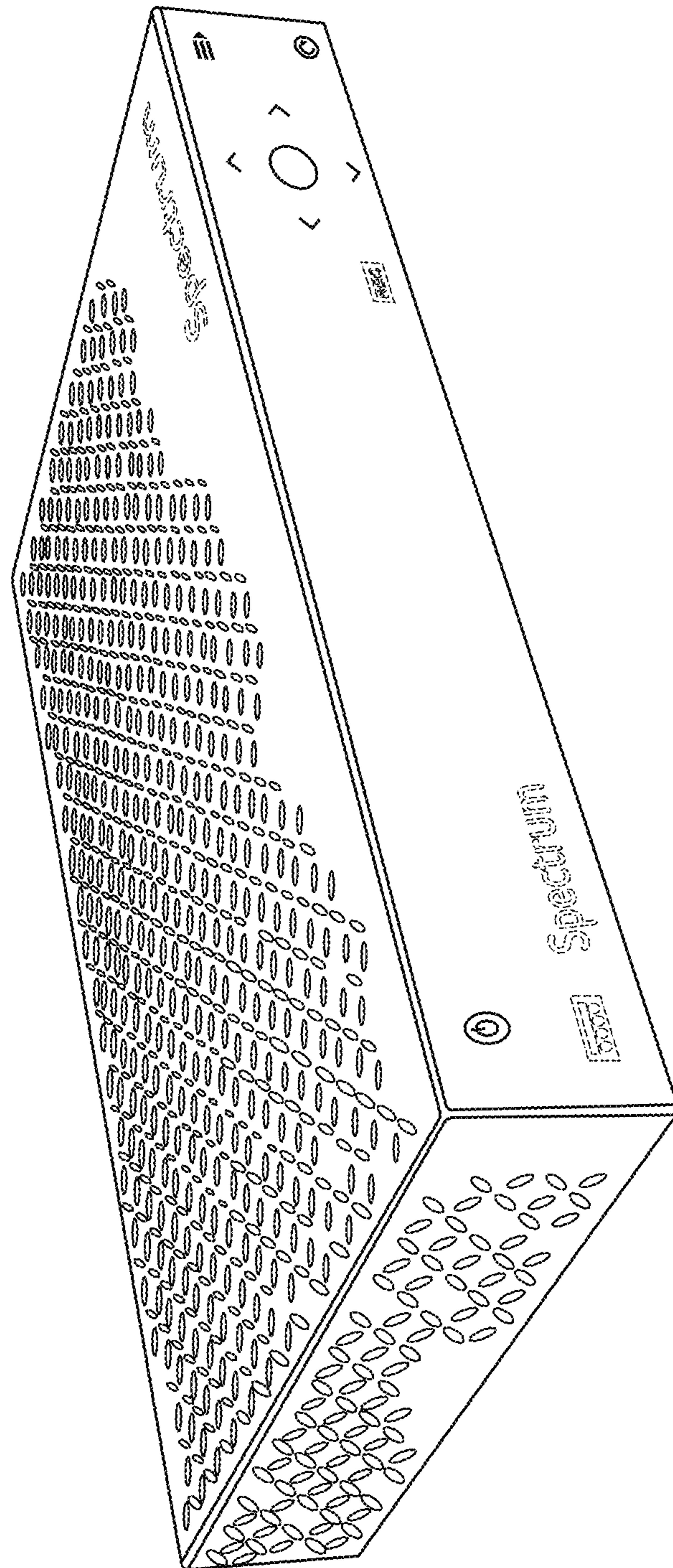


FIG. 7