



US00D796445S

(12) **United States Design Patent** (10) **Patent No.:** **US D796,445 S**
Xu (45) **Date of Patent:** **** Sep. 5, 2017**

(54) **POWER STRIP**

(71) Applicant: **Guangdong BESTEK E-commerce Co., Ltd.**, Shenzhen (CN)

(72) Inventor: **Xinhua Xu**, Shenzhen (CN)

(73) Assignee: **Guangdong BESTEK E-commerce Co., Ltd.**, Shenzhen (CN)

(**) Term: **15 Years**

(21) Appl. No.: **29/579,483**

(22) Filed: **Sep. 30, 2016**

(51) **LOC (10) Cl.** **13-03**

(52) **U.S. Cl.**
USPC **D13/139.6**

(58) **Field of Classification Search**
USPC D13/108, 110, 123, 133, 137.1–137.4,
D13/138.1–138.2, 139.1–139.8, 152–154,
D13/156, 158, 177; D8/350–353
CPC H01R 25/00; H01R 25/006
See application file for complete search history.

(56) **References Cited**

U.S. PATENT DOCUMENTS

D460,416 S *	7/2002	Stekelenburg	D13/139.6
D537,040 S *	2/2007	Chesebro	D13/139.8
D581,873 S *	12/2008	Zhou	D13/139.6
D626,071 S *	10/2010	Su	D13/139.8
D673,503 S *	1/2013	Lee	D13/139.8
D682,789 S *	5/2013	Au	D13/137.3
D705,732 S *	5/2014	Lee	D13/137.2
D775,081 S *	12/2016	Xu	D13/139.6

OTHER PUBLICATIONS

Amazon.com: Bestek 8-Outlet Surge Protector Power Strip. Published Jan. 3, 2015. Retrieved from the internet at <<https://www.amazon.com/BESTEK-8-Outlet-Protector-Charging-Station/dp/B00RPWO3W2/>>, May 31, 2017. 1 page.*

Amazon.com: Bestek 8-Outlet Surge Protector Power Strip. Published Apr. 1, 2016. Retrieved from the internet at <<https://www.amazon.com/BESTEK-8-Outlet-Protector-6-6-Foot-Charging/dp/B01BXZ0W94/>>, May 31, 2017. 1 page.*

* cited by examiner

Primary Examiner — Rosemary K Tarcza

Assistant Examiner — Christy Nemeth

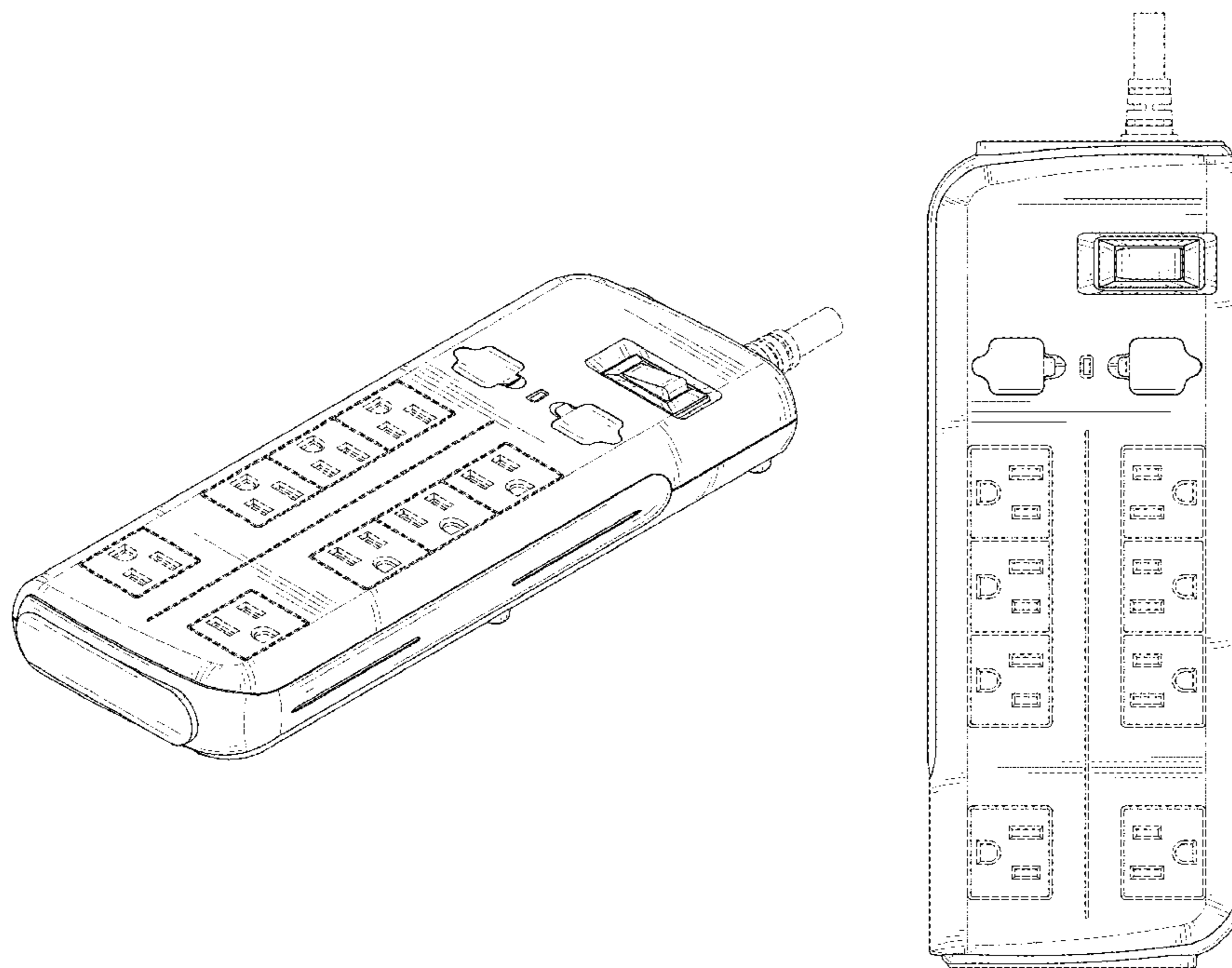
(57) **CLAIM**

The ornamental design for a power strip, as shown and described.

DESCRIPTION

FIG. 1 is a perspective view of a power strip showing my new design;
FIG. 2 is a front elevational view thereof;
FIG. 3 is a rear elevational view thereof;
FIG. 4 is a left side elevational view thereof;
FIG. 5 is a right side elevational view thereof;
FIG. 6 is a top plan view thereof; and,
FIG. 7 is a bottom plan view thereof.
The broken lines in the drawings are for the purpose of illustrating portions of the power strip that form no part of the claimed design.

1 Claim, 7 Drawing Sheets



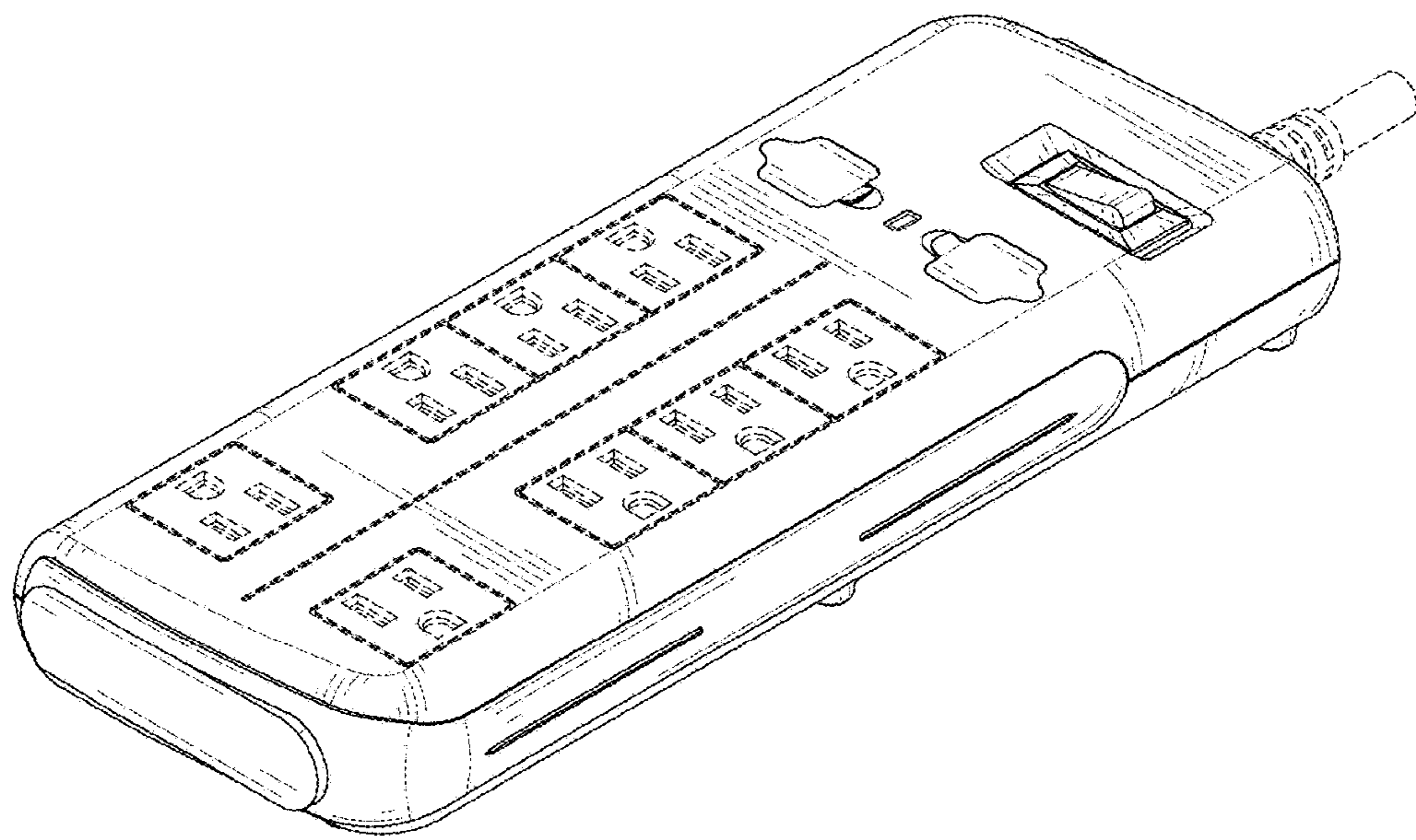


FIG. 1

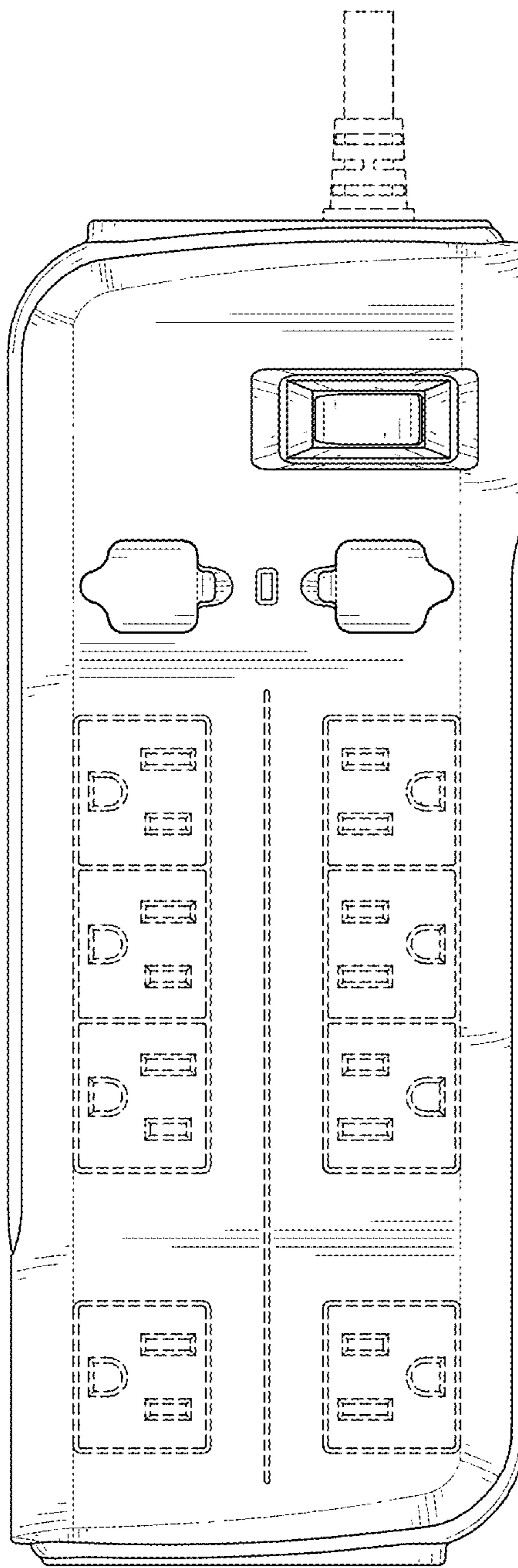


FIG. 2

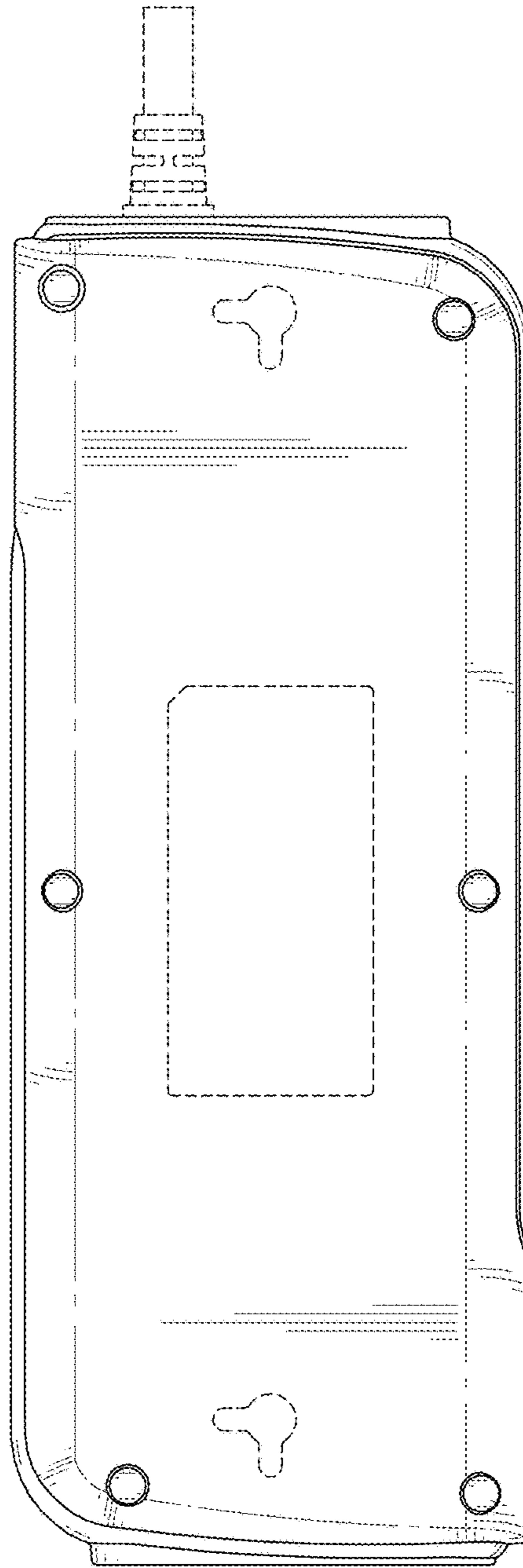


FIG. 3

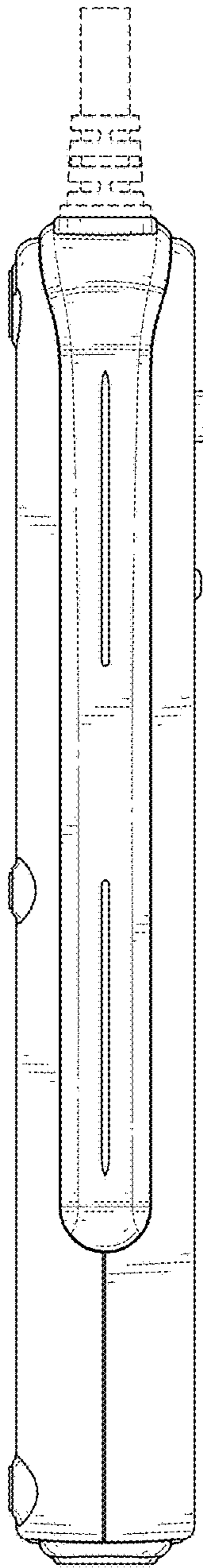


FIG. 4

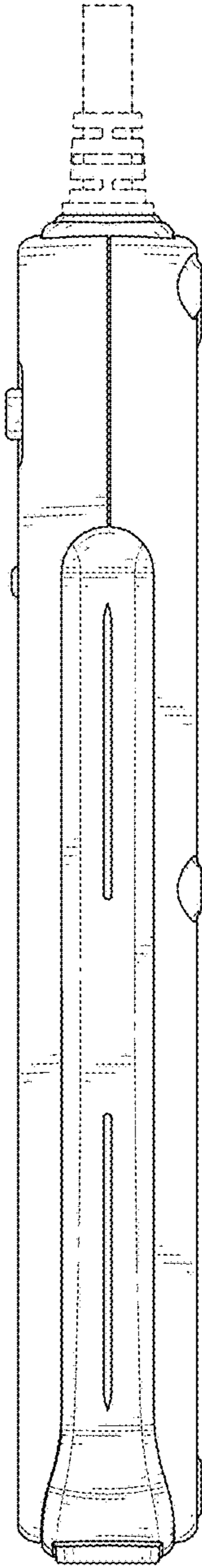


FIG. 5

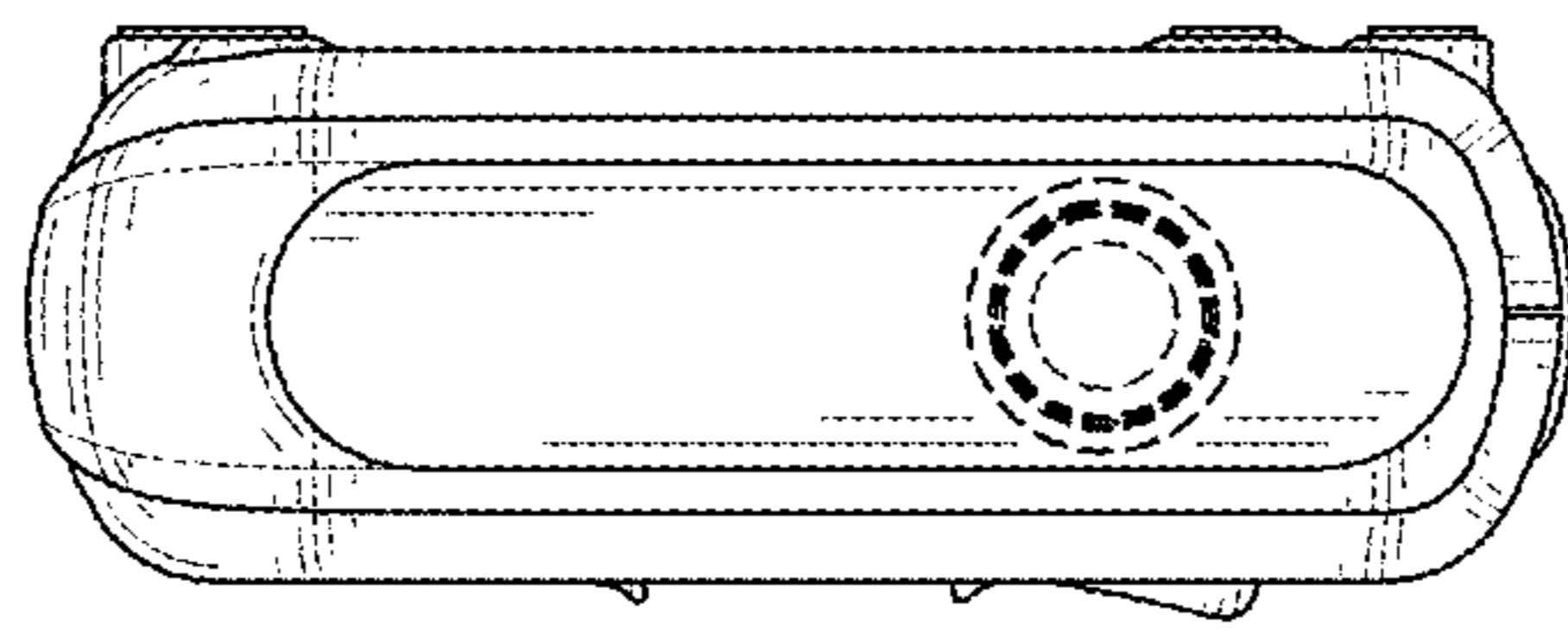


FIG. 6




FIG. 7