



US00D796424S

(12) **United States Design Patent** (10) **Patent No.:** **US D796,424 S**  
**Serva et al.** (45) **Date of Patent:** **\*\* Sep. 5, 2017**

(54) **TIRE**  
(71) Applicant: **The Goodyear Tire & Rubber Company, Akron, OH (US)**  
(72) Inventors: **Jesse Brian Serva, Akron, OH (US); Jonathan James Shondel, Massillon, OH (US); Shannon Joseph Hughes, Rootstown, OH (US)**  
(73) Assignee: **The Goodyear Tire & Rubber Company, Akron, OH (US)**  
(\*\*) Term: **15 Years**  
(21) Appl. No.: **29/561,168**  
(22) Filed: **Apr. 14, 2016**  
(51) **LOC (10) Cl.** ..... **12-15**  
(52) **U.S. Cl.**  
USPC ..... **D12/521**  
(58) **Field of Classification Search**  
USPC ..... 152/5, 151, 152.1, 167, 208, 152/209.1-209.28, 246, 450, 526, 527, 152/532, 535, 538, 541; D12/145, D12/500-605, 900-901  
CPC ..... B60C 11/00; B60C 2011/0337; B60C 2011/0339; B60C 2011/0386; B60C 3/00; B60C 3/08; B60C 1/00; B60C 2200/00; B60C 2200/02; B60C 2200/04; B60C 2200/06; B60C 2200/065; B60C 2200/08; B60C 2200/10; B60C 2200/12; B60C 2200/14; B60C 7/00; B60C 7/02; B60C 7/04; B60C 7/06; B60C 7/08; B60C 5/00; B60C 13/00  
See application file for complete search history.

(56) **References Cited**  
U.S. PATENT DOCUMENTS  
D456,765 S 5/2002 Weber et al. .... D12/555  
D512,013 S \* 11/2005 Delu ..... D12/517

D524,231 S *	7/2006	Marazzi .....	D12/521
D524,236 S *	7/2006	Marazzi .....	D12/524
D558,128 S	12/2007	Delu et al. ....	D12/521
D560,595 S	1/2008	Bindner et al. ....	D12/521
D579,863 S	11/2008	Harvey et al. ....	D12/553
D583,305 S	12/2008	Ashton et al. ....	D12/553
D583,310 S	12/2008	Dixon et al. ....	D12/588
D586,726 S	2/2009	Baumard et al. ....	D12/521
D589,435 S	3/2009	Ashton et al. ....	D12/563
D597,474 S	8/2009	Yamakawa et al. ....	D12/519
D607,811 S	1/2010	Harvey et al. ....	D12/553
D612,324 S	3/2010	Harvey et al. ....	D12/551
D619,955 S	7/2010	Ashton et al. ....	D12/521
D624,872 S	10/2010	Maxwell et al. ....	D12/553
D633,434 S	3/2011	Maxwell et al. ....	D12/553
D653,606 S *	2/2012	Raatikainen .....	D12/521
D666,138 S	8/2012	Fontaine et al. ....	D12/521

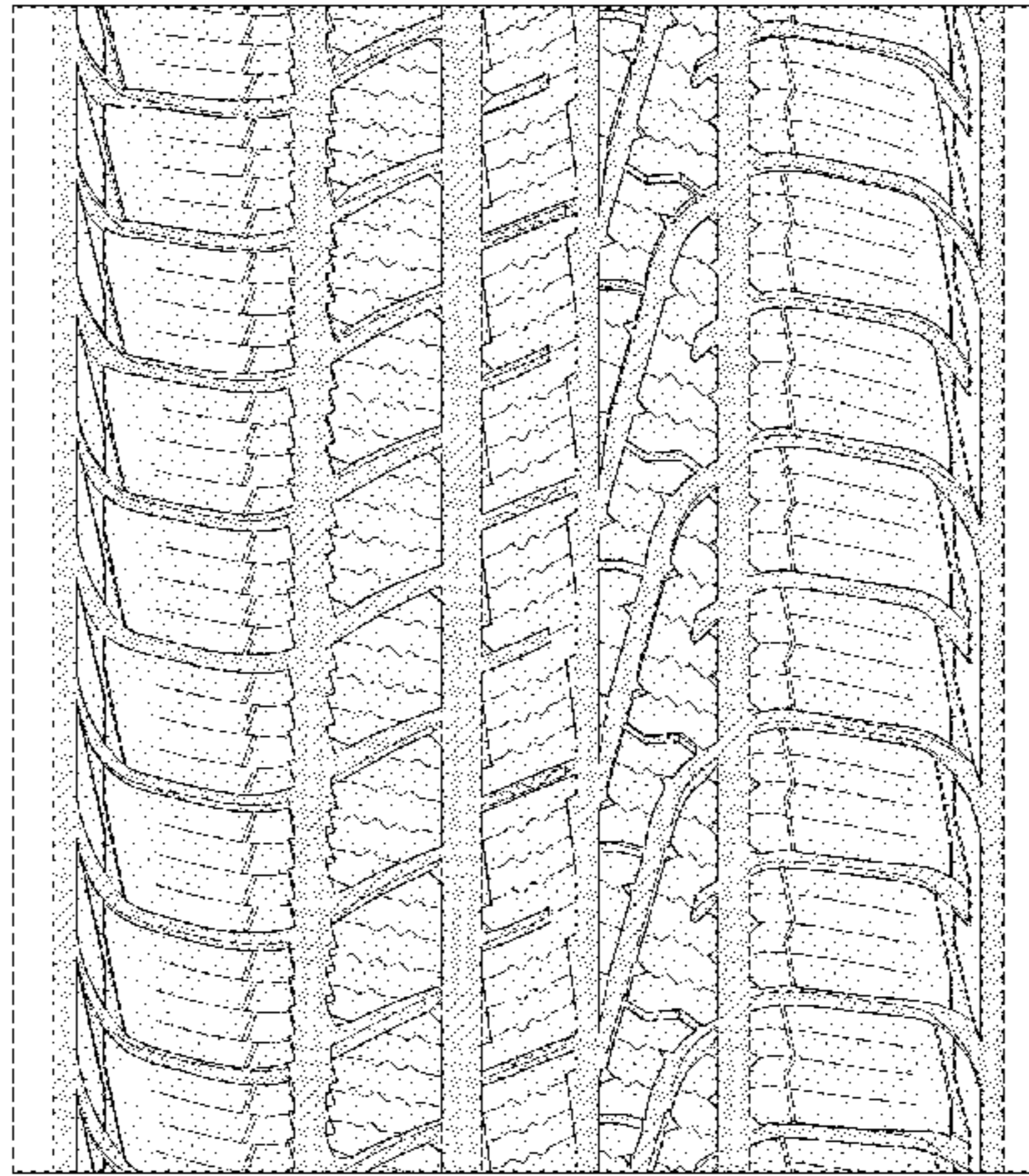
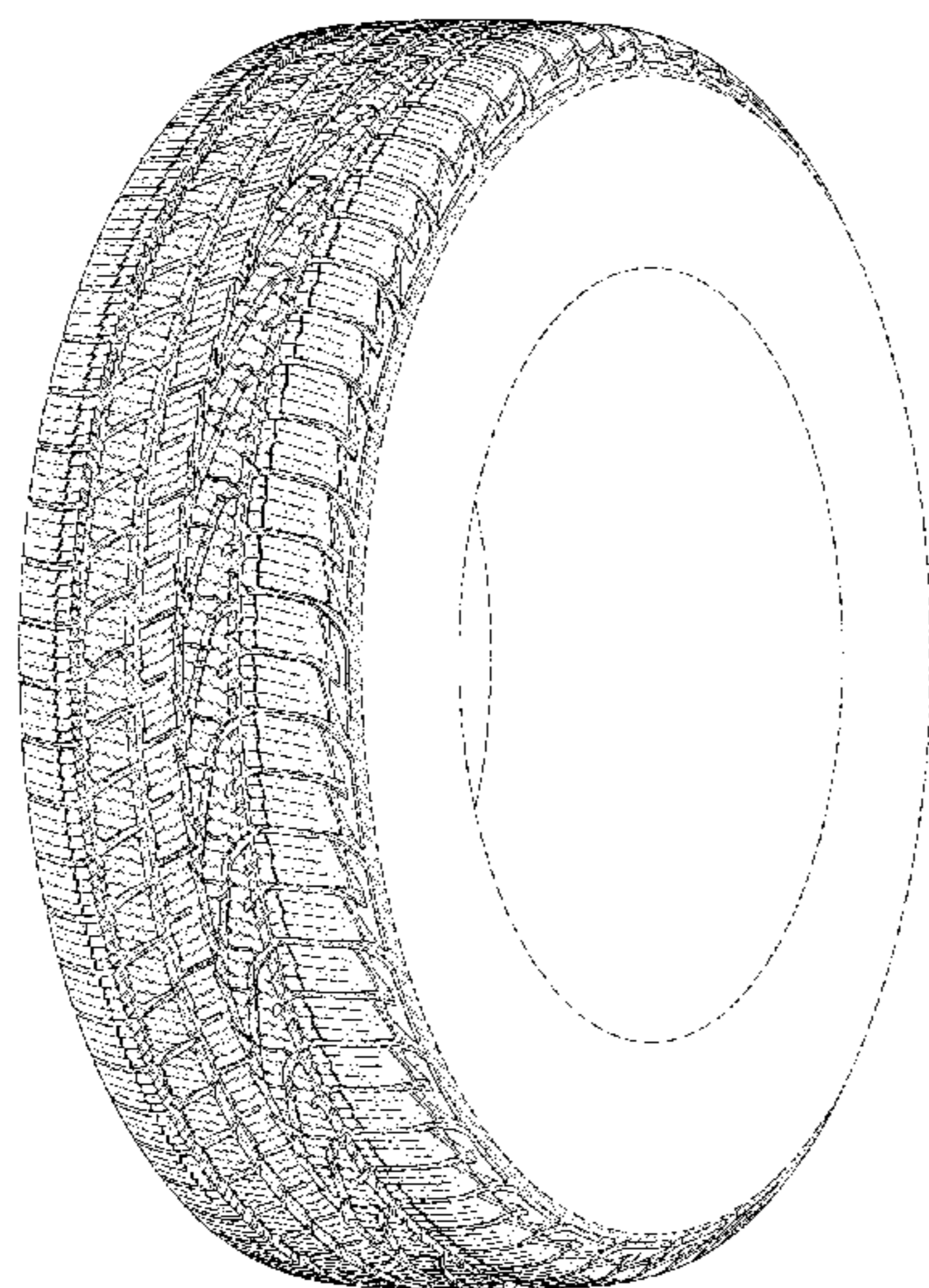
(Continued)

*Primary Examiner* — Manpreet Matharu  
*Assistant Examiner* — Keith Wilson  
(74) *Attorney, Agent, or Firm* — Robert N. Lipsik

(57) **CLAIM**  
The ornamental design for a tire, as shown and described.

**DESCRIPTION**  
FIG. 1 is a perspective view of a tire showing our new design, it being understood that the pattern repeats uniformly throughout the circumference of the tread;  
FIG. 2 is a front elevational view thereof;  
FIG. 3 is a right side elevational view thereof;  
FIG. 4 is a left side elevational view thereof; and,  
FIG. 5 is an enlarged fragmentary front elevational view thereof.  
In the drawings, the broken lines showing of the sidewall, inner bead and the peripheral boundary between the tire tread and the sidewall in FIGS. 1 through 5 depict environmental subject matter and form no part of the claimed design.

**1 Claim, 5 Drawing Sheets**



(56)

**References Cited**

U.S. PATENT DOCUMENTS

D668,598 S	10/2012	Hughes et al.	.....	D12/521
D713,325 S	9/2014	Maxwell et al.	.....	D12/521
D737,752 S *	9/2015	Shondel	.....	D12/521
D752,504 S *	3/2016	Sareen	.....	D12/521
D762,552 S *	8/2016	Xue	.....	D12/546
D766,815 S *	9/2016	Shima	.....	D12/585
D769,791 S *	10/2016	Dixon	.....	D12/521
D769,799 S *	10/2016	Sareen	.....	D12/590
D771,550 S *	11/2016	Davis	.....	D12/521
D773,976 S *	12/2016	Dixon	.....	D12/515
2016/0152091 A1 *	6/2016	Yoshida	.....	B60C 11/11 152/209.18

\* cited by examiner

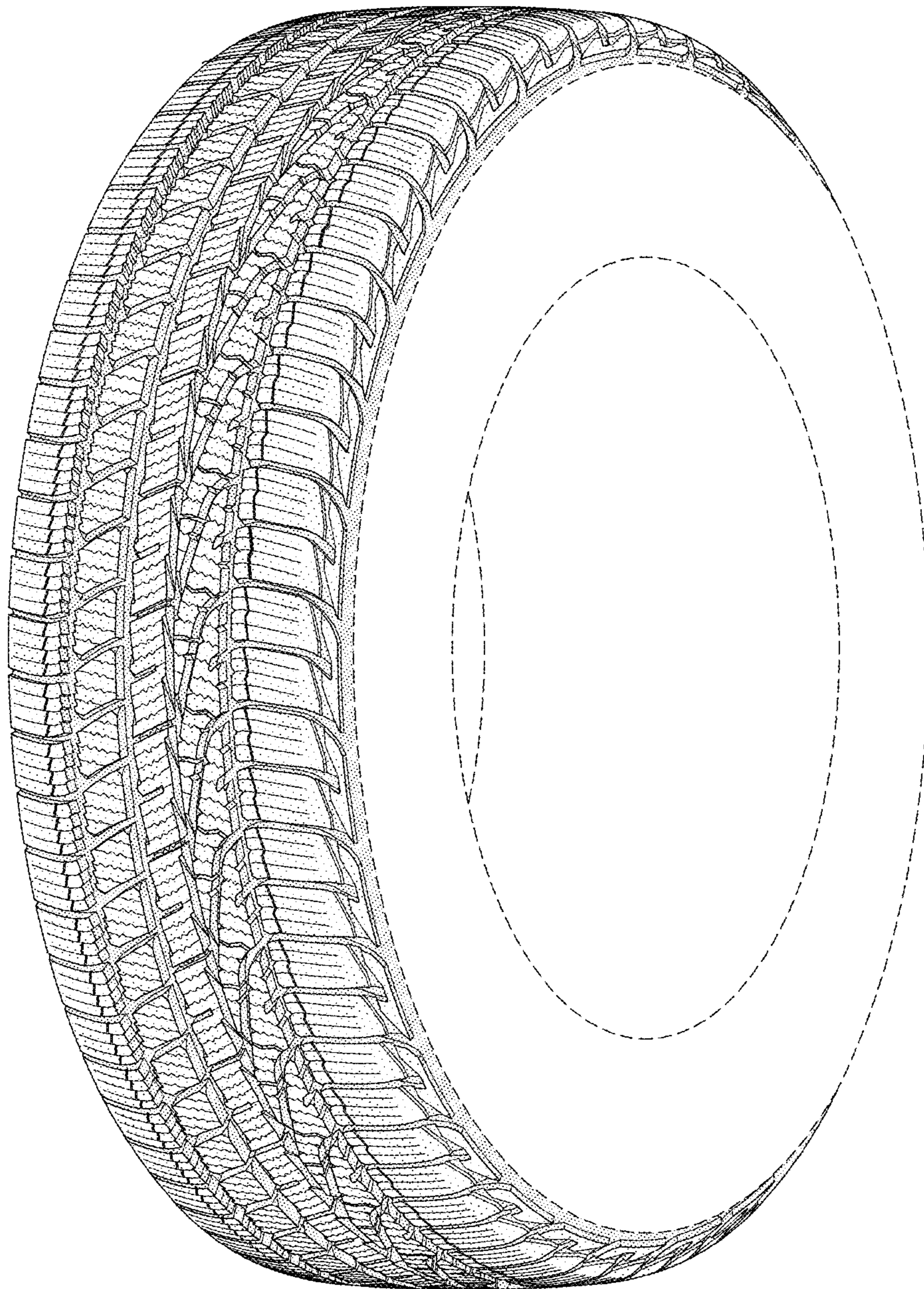


FIG-1

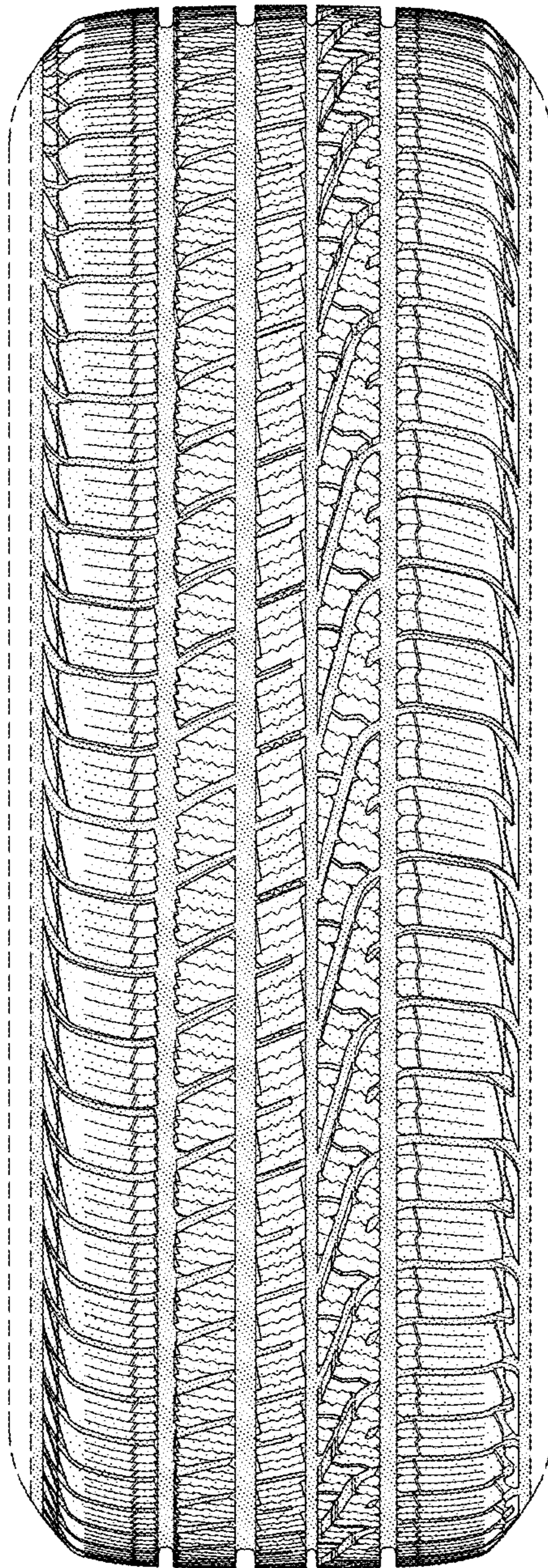


FIG-2

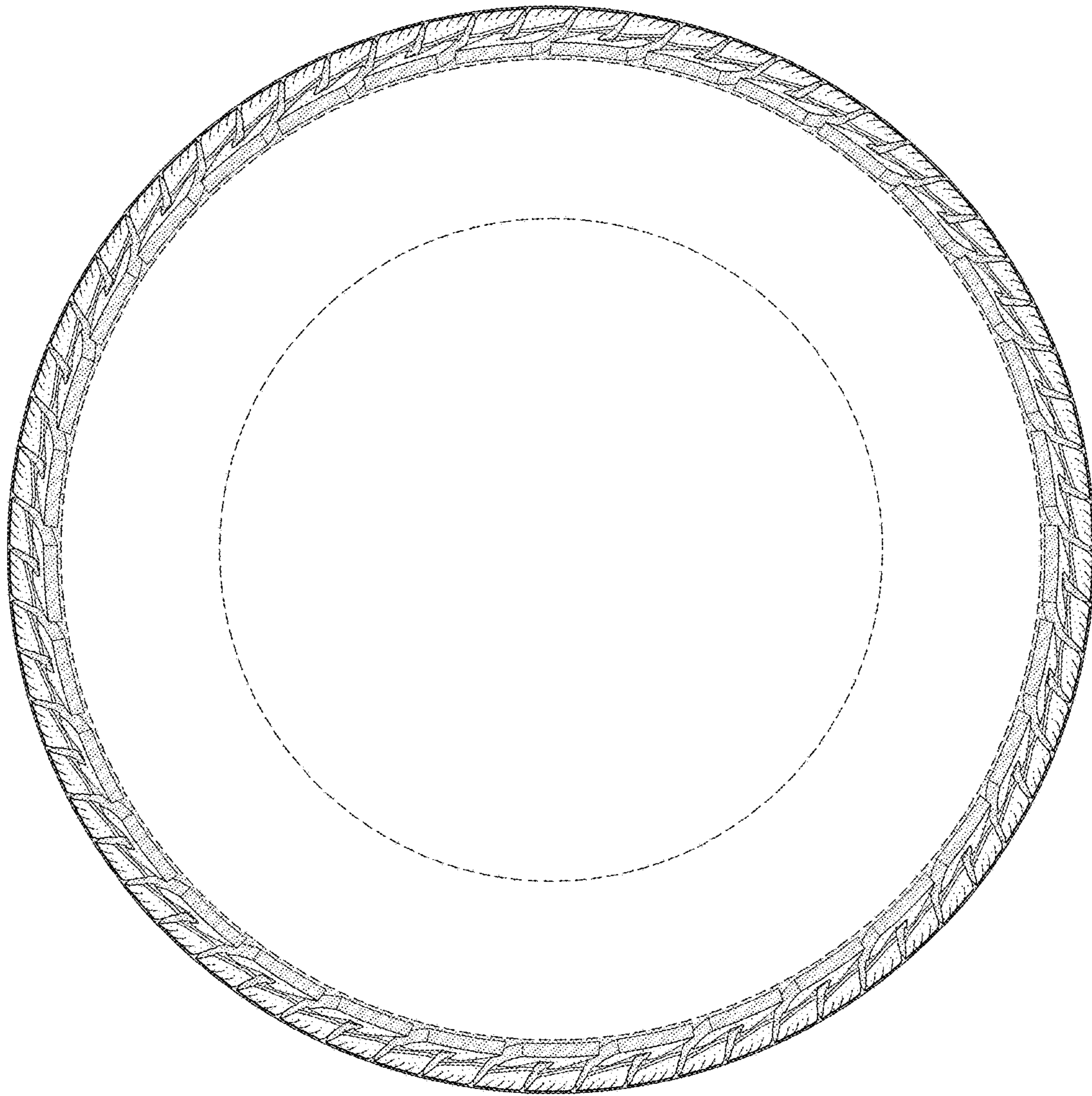


FIG-3

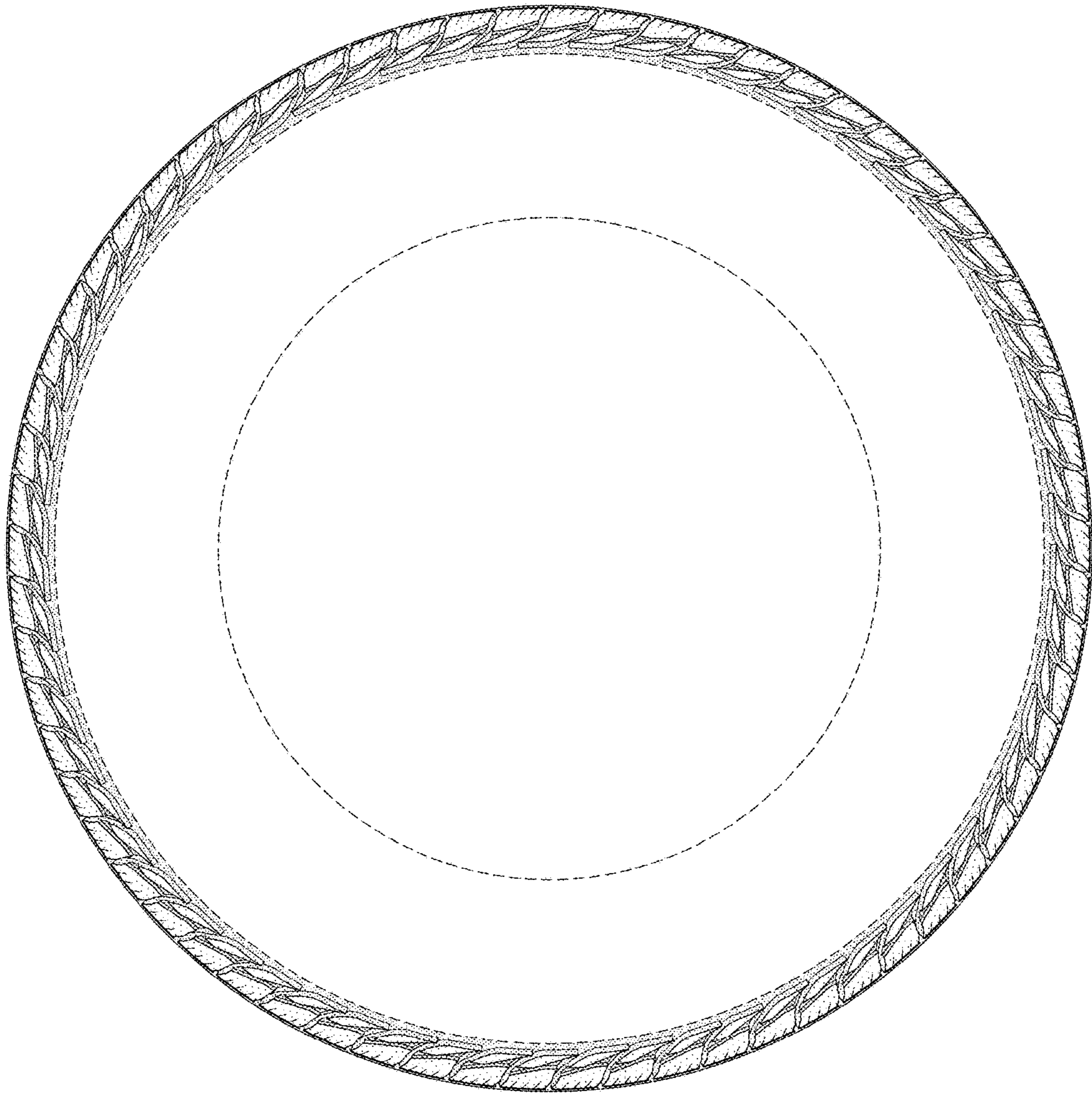


FIG-4

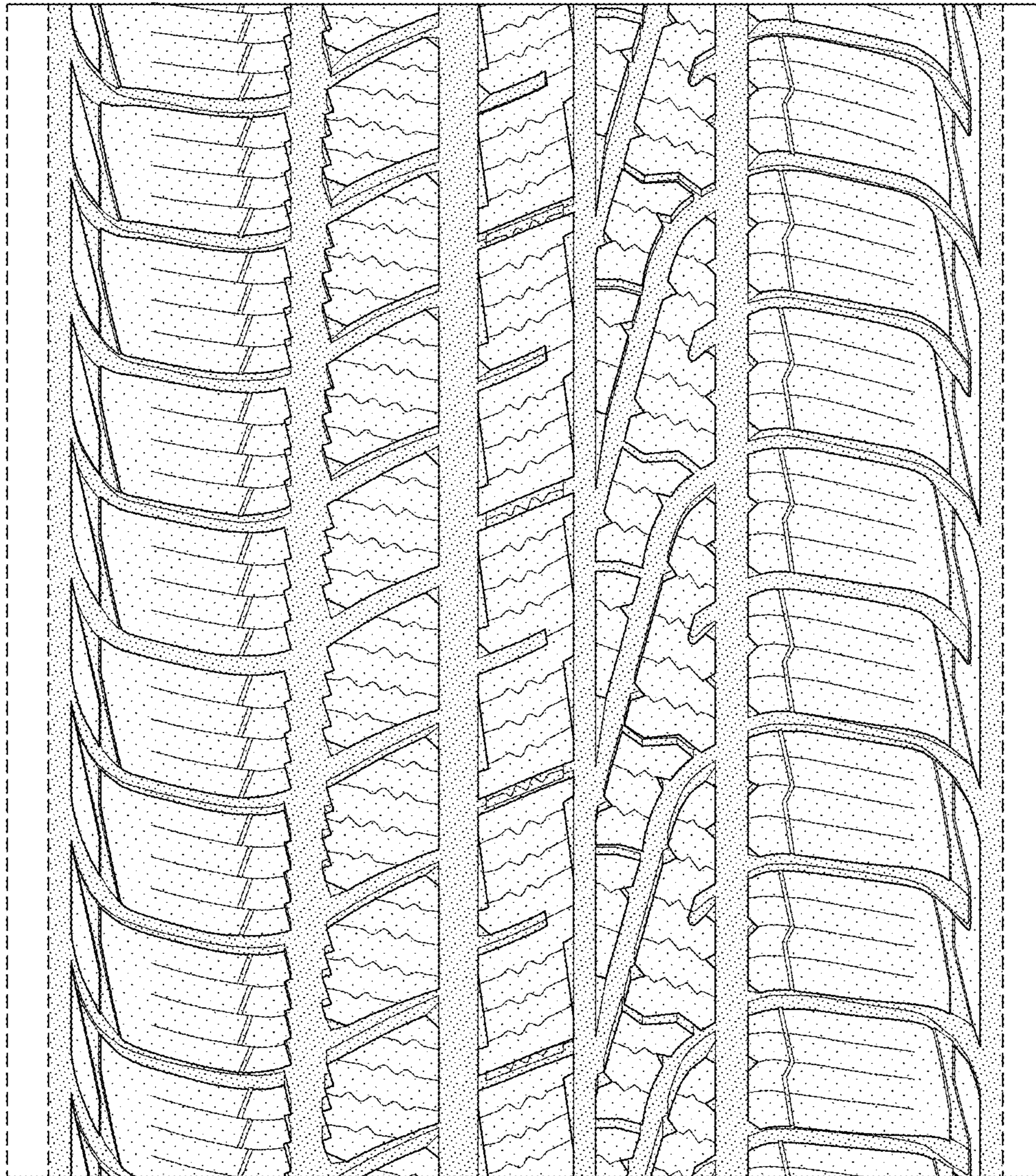


FIG-5