



US00D796412S

(12) **United States Design Patent**
Aker, Jr.

(10) **Patent No.:** **US D796,412 S**

(45) **Date of Patent:** **** Sep. 5, 2017**

(54) **WHEEL RIM SPRAY SHIELD**

(71) Applicant: **Preston Aker, Jr.**, Calhoun, GA (US)

(72) Inventor: **Preston Aker, Jr.**, Calhoun, GA (US)

(**) Term: **15 Years**

(21) Appl. No.: **29/533,697**

(22) Filed: **Jul. 21, 2015**

(51) **LOC (10) Cl.** **12-16**

(52) **U.S. Cl.**

USPC **D12/213**

(58) **Field of Classification Search**

USPC D12/204, 213, 400; D7/391, 394, 361;
D9/454; 301/37.103, 37.104

CPC B60B 7/00; B60B 7/02; B60B 7/06; B05B
15/0487

See application file for complete search history.

D379,172 S *	5/1997	Hale	D12/213
D418,102 S	12/1999	Schehr		
D434,714 S *	12/2000	White	D12/213
6,485,106 B1	11/2002	Hermansen		
D479,179 S *	9/2003	Lian	D12/213
D490,762 S *	6/2004	Layman	D12/213
6,871,914 B2	3/2005	Stewart, Jr.		
D515,005 S *	2/2006	Oatis	D12/213
D528,963 S *	9/2006	Horn	D12/213
D538,586 S *	3/2007	Kaposi	D7/391
D540,242 S *	4/2007	Holguin	D12/213
D569,324 S *	5/2008	Gosnell	D12/213
D569,681 S *	5/2008	Rae	D7/391
7,448,694 B1	11/2008	Bentley		
D584,918 S *	1/2009	Loring	D7/391
D587,066 S *	2/2009	Loring	D7/391
7,997,662 B1 *	8/2011	Babineaux, Sr.	... B05B 15/0487 301/37.103	
8,496,300 B2	7/2013	Nebel		
D720,277 S *	12/2014	Dakin	D12/213

* cited by examiner

Primary Examiner — Stacia Cadmus

(56) **References Cited**

U.S. PATENT DOCUMENTS

D180,546 S *	7/1957	Coon	D7/391
3,252,404 A *	5/1966	Cox	A47J 36/06 D7/361
3,937,359 A *	2/1976	Stockton, Jr.	A47J 36/06 D7/391
D263,441 S *	3/1982	Johnson	D7/391
D297,298 S *	8/1988	Sarnoff	D7/391
D305,635 S *	1/1990	Pope	D12/213
D336,460 S *	6/1993	Marquez	D12/213
5,423,599 A	6/1995	Sherod		
D368,623 S *	4/1996	Hacker	D7/391
5,524,972 A	6/1996	Cailor		
D375,225 S *	11/1996	Cousins	D7/391

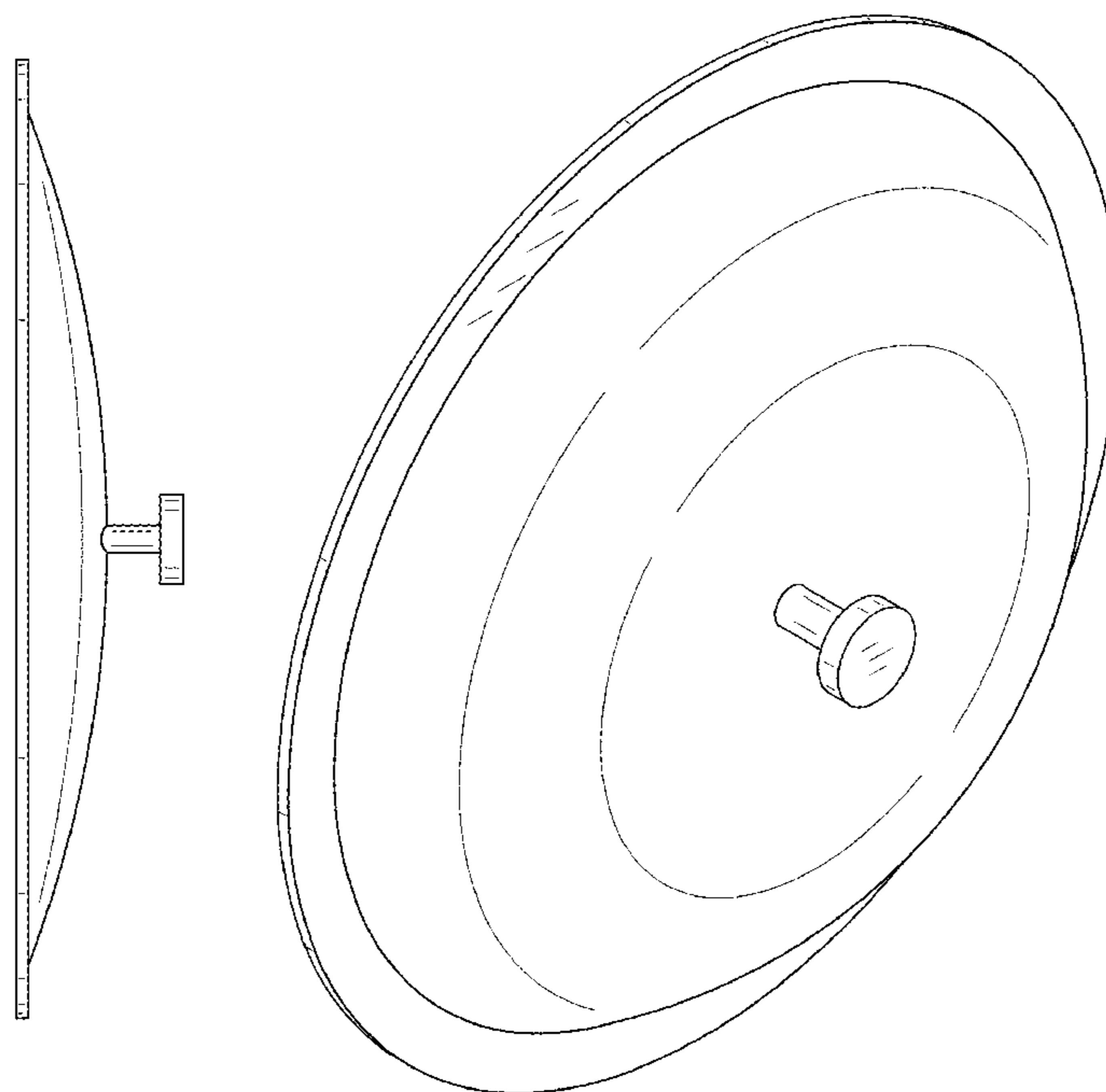
(57) **CLAIM**

I claim the ornamental design for a wheel rim spray shield, as shown and described.

DESCRIPTION

FIG. 1 is a front view of the wheel rim spray shield. FIG. 2 is a back view of the claimed design. FIG. 3 is a side view of the claimed design; and, FIG. 4 is a perspective view of the claimed design. The broken line on FIG. 2 represents environmental matter, and forms no part of the claimed design.

1 Claim, 4 Drawing Sheets



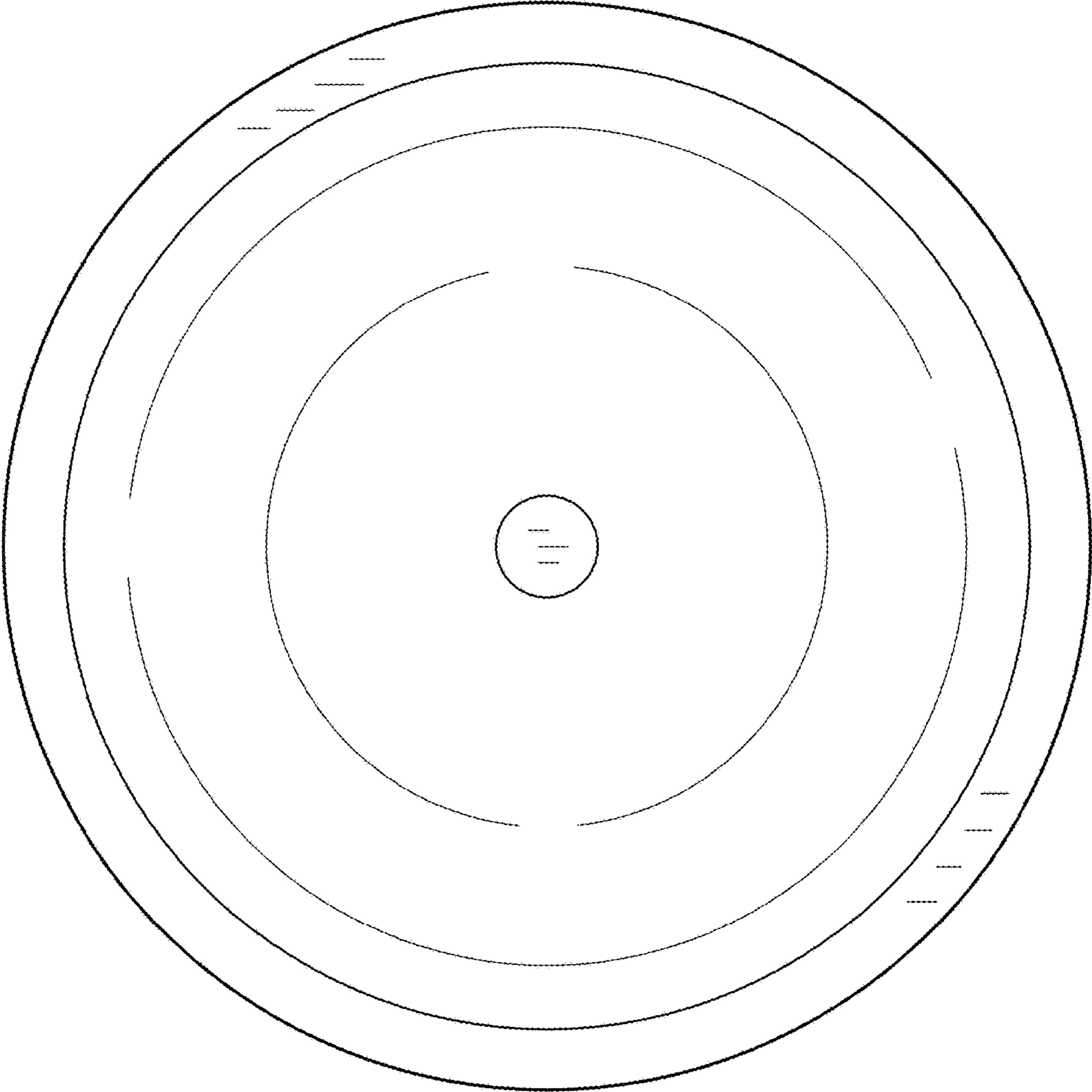


FIG. 1

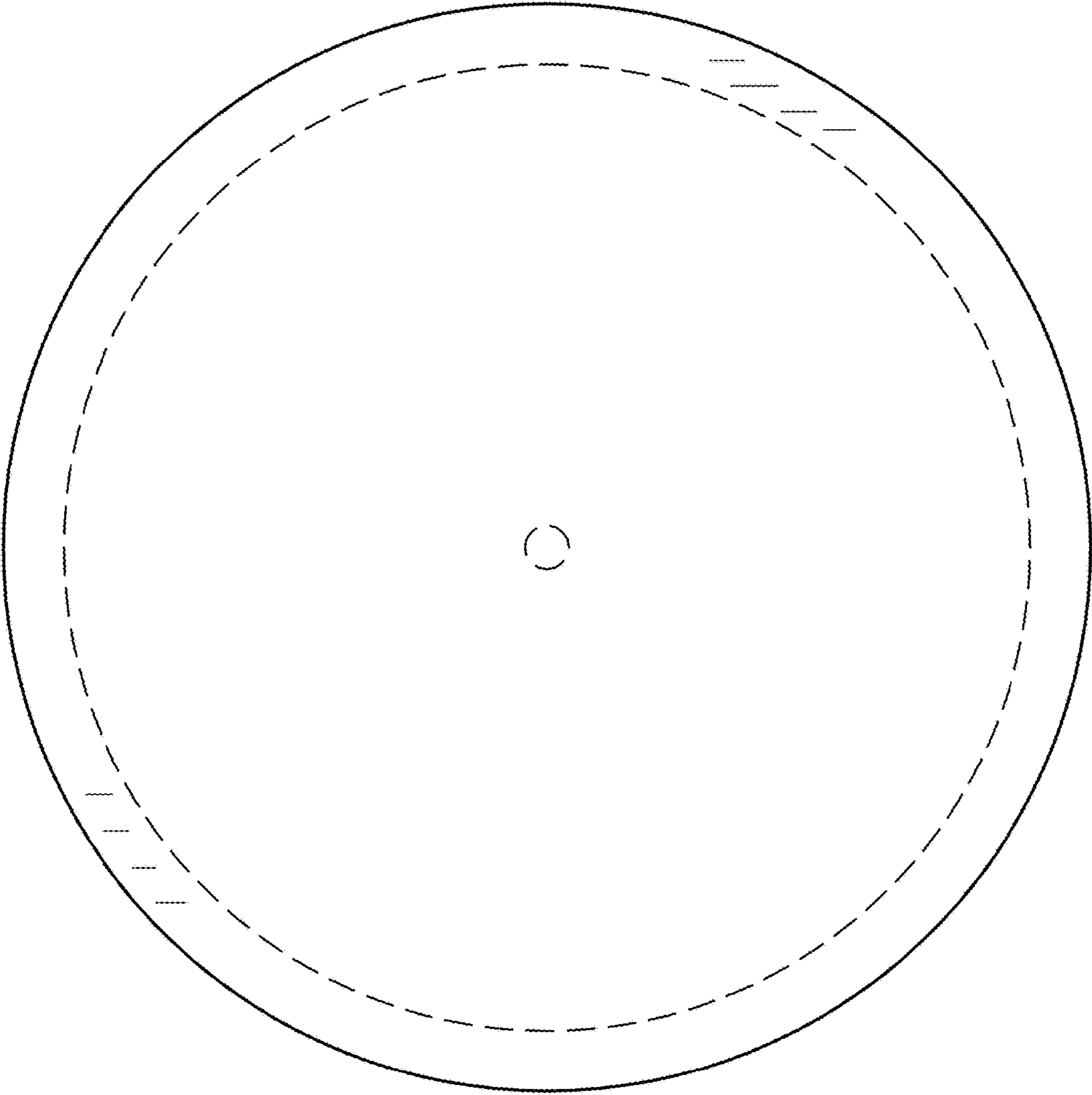


FIG. 2

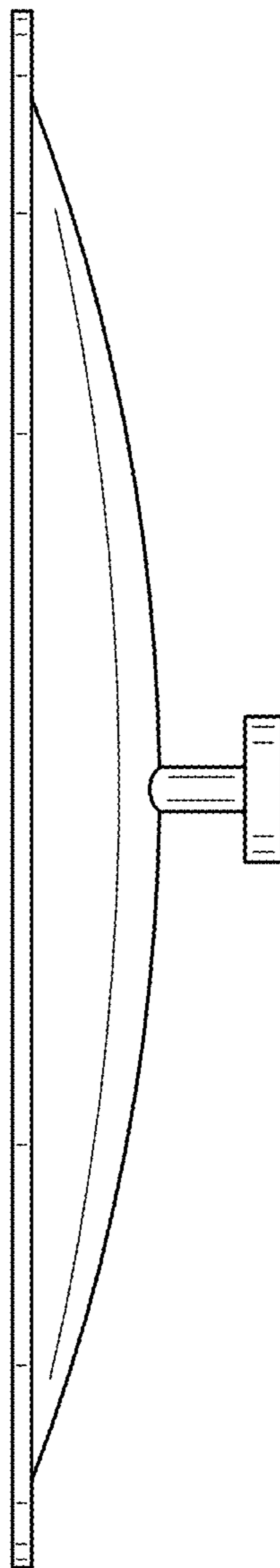


FIG. 3

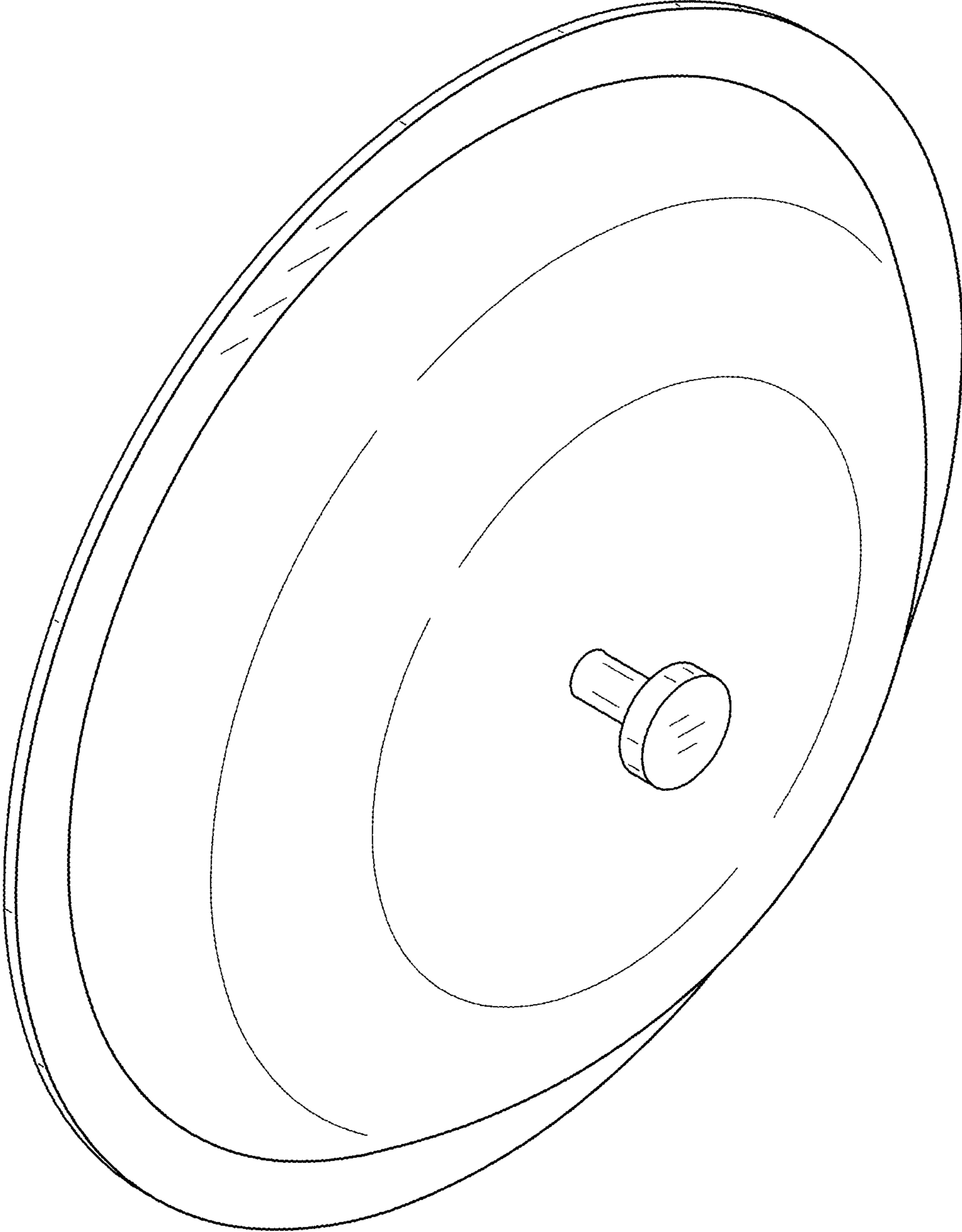


FIG. 4