



US00D796407S

(12) **United States Design Patent** (10) **Patent No.:** **US D796,407 S**
Krause (45) **Date of Patent:** **** Sep. 5, 2017**

(54) **VEHICLE WHEEL**
(71) Applicant: **Bayerische Motoren Werke Aktiengesellschaft, Munich (DE)**
(72) Inventor: **Andreas Krause, Freiburg (DE)**
(73) Assignee: **Bayerische Motoren Werke Aktiengesellschaft, Munich (DE)**
(**) Term: **15 Years**
(21) Appl. No.: **29/539,455**
(22) Filed: **Sep. 15, 2015**

(30) **Foreign Application Priority Data**
Mar. 16, 2015 (DE) 40 2015 100 249
(51) **LOC (10) Cl.** **12-16**
(52) **U.S. Cl.**
USPC **D12/209**
(58) **Field of Classification Search**
USPC D12/204–213
CPC B60B 7/00; B60B 7/02; B60B 7/04; B60B 7/01; B60B 7/06; B60B 3/02; B60B 3/04; B60B 3/06; B60B 3/10; B60B 1/00; B60B 1/08; B60B 1/10; B60B 1/12
See application file for complete search history.

(56) **References Cited**
U.S. PATENT DOCUMENTS
D522,432 S * 6/2006 Pfeiffer D12/209
D590,314 S 4/2009 Hettler
D591,661 S 5/2009 Baum
D620,862 S * 8/2010 Pollmann D12/209
D654,843 S * 2/2012 Futschik D12/211
D663,668 S * 7/2012 Pollmann D12/209
D667,768 S 9/2012 Elmitt
D673,099 S * 12/2012 Ender D12/211
D686,130 S * 7/2013 Elmitt D12/209

D686,966 S * 7/2013 Pollmann D12/211
D688,188 S * 8/2013 Baum D12/211
D703,599 S 4/2014 Amezketa
D729,721 S * 5/2015 Fahr-Becker D12/211
D744,398 S * 12/2015 Nissl D12/209
D746,755 S * 1/2016 Mielke D12/211
D747,248 S * 1/2016 Amezketa D12/209
D749,029 S * 2/2016 Wheel D12/211
D751,483 S * 3/2016 Nicoghosian D12/209
D753,572 S * 4/2016 Juergens D12/211
D754,052 S * 4/2016 Juergens D12/211
D758,943 S * 6/2016 Elmitt D12/209
D762,155 S * 7/2016 Juergens D12/211
D769,166 S * 10/2016 Juergens D12/211
D769,783 S * 10/2016 Rueckheim D12/209
D784,894 S * 4/2017 Gardavsky D12/211

FOREIGN PATENT DOCUMENTS

EM 000735758-0007 7/2007
EM 000863055-0001 3/2008
EM 001846346-0004 8/2012

* cited by examiner

Primary Examiner — Stacia Cadmus
(74) *Attorney, Agent, or Firm* — Crowell & Moring LLP

(57) **CLAIM**

The ornamental design for a vehicle wheel, as shown and described.

DESCRIPTION

FIG. 1 is a perspective view of a vehicle wheel according to the design;
FIG. 2 is an additional perspective view thereof;
FIG. 3 is an additional perspective view thereof;
FIG. 4 is a front view thereof;
FIG. 5 is a rear view thereof in a lighter gray scale, representing environmental features that form no part of the claimed design; and,
FIG. 6 is a side view thereof.

1 Claim, 6 Drawing Sheets






Fig. 1



Fig. 2



Fig. 3



Fig. 4




Fig. 5




Fig. 6