

US00D796400S

(12) **United States Design Patent** (10) **Patent No.:** **US D796,400 S**
Sausaman et al. (45) **Date of Patent:** **** Sep. 5, 2017**

(54) **VAN WINDOW ARRANGEMENT**
(71) Applicant: **Independent Protection Company, Inc., Goshen, IN (US)**
(72) Inventors: **Matt Sausaman, Syracuse, IN (US); Scott Jacobson, Nappanee, IN (US); Dusty Nabinger, Leesburg, IN (US); Shannon Sausaman, Leesburg, IN (US)**
(73) Assignee: **Independent Protection Co., Inc., Goshen, IN (US)**
(**) Term: **15 Years**
(21) Appl. No.: **29/557,935**
(22) Filed: **Mar. 14, 2016**
(51) **LOC (10) Cl.** **12-16**
(52) **U.S. Cl.**
USPC **D12/183**
(58) **Field of Classification Search**
USPC D12/183, 191
CPC . B60J 3/02; B60J 3/0208; B60J 1/2008; B60J 1/2005; B60J 1/2002; B60J 3/0204
See application file for complete search history.

(56) **References Cited**
U.S. PATENT DOCUMENTS
4,007,567 A 2/1977 Mooney et al.
D249,495 S 9/1978 Wallance et al.
D318,834 S * 8/1991 Svensson D12/183
D319,608 S 9/1991 Dodgen
5,131,714 A 7/1992 Evans, Sr. et al.
5,218,792 A 6/1993 Cooper
D372,216 S * 7/1996 Denson D12/183
D379,793 S * 6/1997 Woods D12/183
5,934,739 A 8/1999 Waldeck
D414,135 S 9/1999 Gerisch et al.
5,947,519 A 9/1999 Aloe et al.

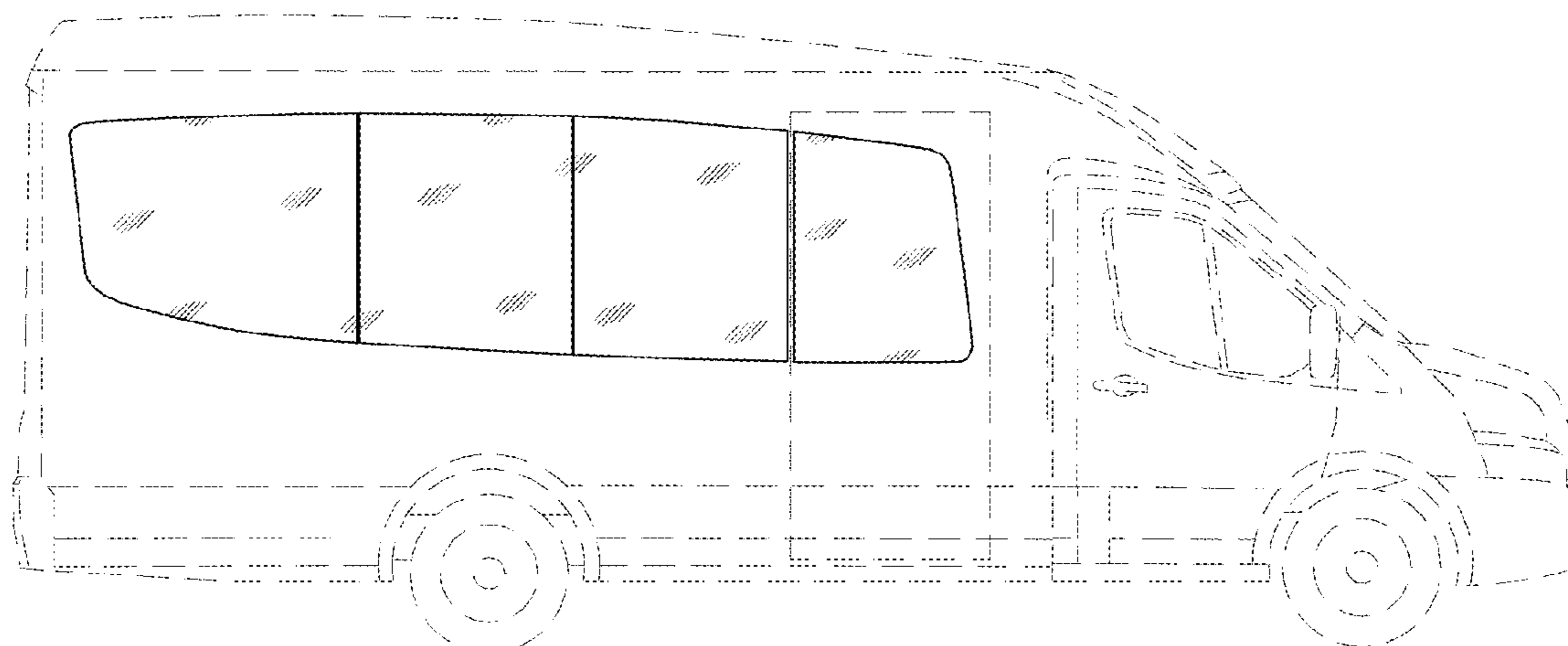
6,092,865 A 7/2000 Jaekel et al.
6,123,378 A 9/2000 Teply et al.
D470,088 S * 2/2003 Matsco D12/183
6,551,673 B1 * 4/2003 Yamamoto B60J 1/008
296/146.15
D487,240 S * 3/2004 Chapman D12/183
7,000,978 B1 2/2006 Messano
D558,108 S * 12/2007 Shelton D12/183
D558,652 S * 1/2008 Davis D12/183
7,322,106 B2 1/2008 Marando et al.
7,357,448 B2 4/2008 Chen et al.
7,390,052 B2 6/2008 Bertoch et al.
7,549,696 B1 6/2009 Timmermans et al.
7,862,101 B2 1/2011 Lusk et al.
8,038,205 B2 10/2011 Hedderly
8,042,863 B2 10/2011 Nydam
(Continued)

Primary Examiner — Katrina A Betton
(74) *Attorney, Agent, or Firm* — Woodard, Emhardt, Moriarty, McNett & Henry, LLP; Charles Meyer

(57) **CLAIM**
The ornamental design for a van window arrangement, as shown and described.

DESCRIPTION
FIG. 1 is a perspective view of a van including the claimed van window arrangement.
FIG. 2 is a top view of the van with the van window arrangement in FIG. 1.
FIG. 3 is a right side view of the van with the van window arrangement.
FIG. 4 is a left side view of the van with the van window arrangement.
FIG. 5 is a front view of the van with the van window arrangement; and,
FIG. 6 is a rear view of the van with the van window arrangement.
The broken lines in the drawings illustrate subject matter which forms no part of the claimed design.

1 Claim, 3 Drawing Sheets



(56)

References Cited

U.S. PATENT DOCUMENTS

8,424,961 B2	4/2013	Carsley et al.	
D708,557 S	7/2014	Grech	
D741,230 S	10/2015	Marchi	
2010/0022180 A1*	1/2010	Nutt	E06B 7/02 454/211

* cited by examiner

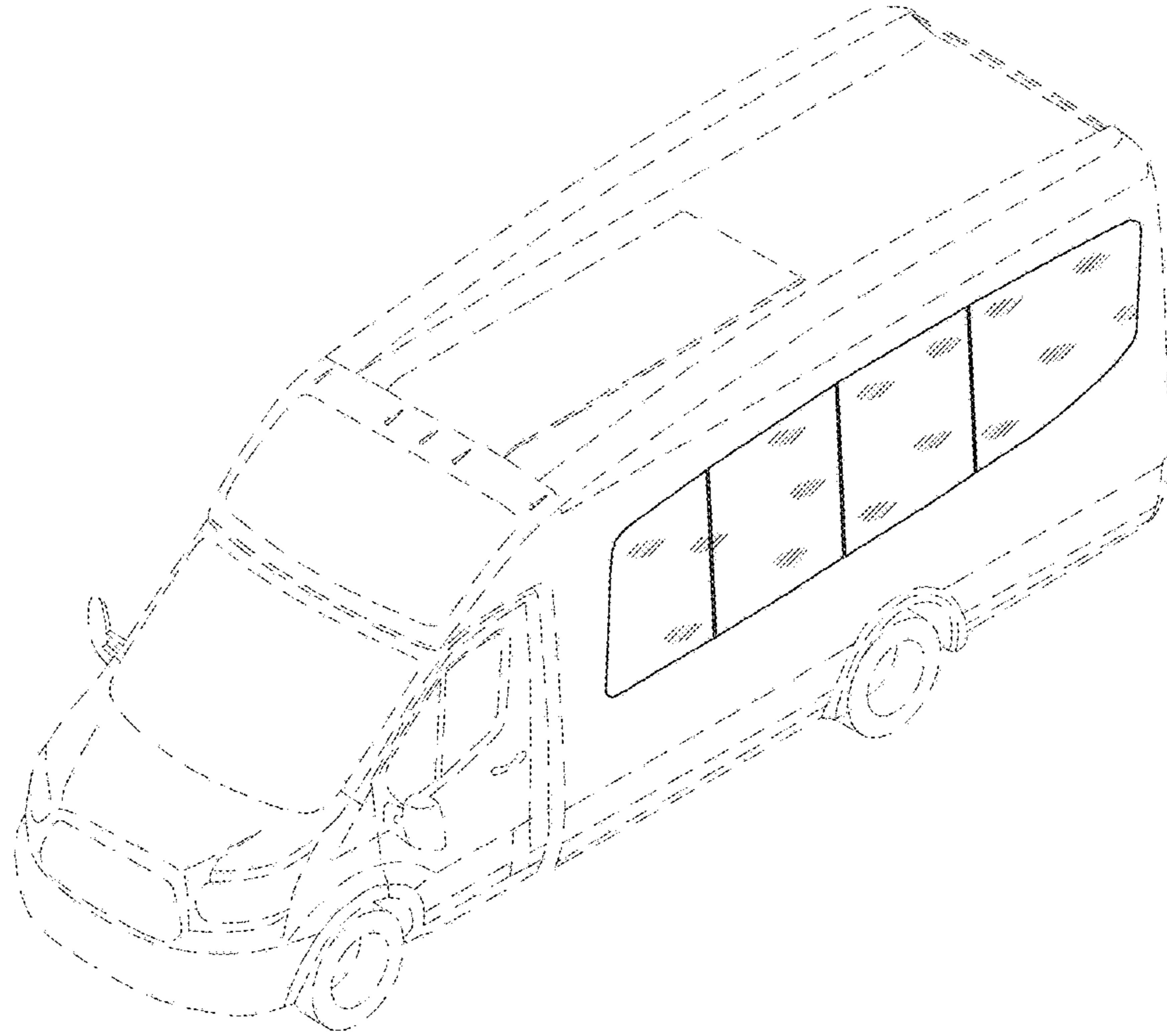


Fig. 1

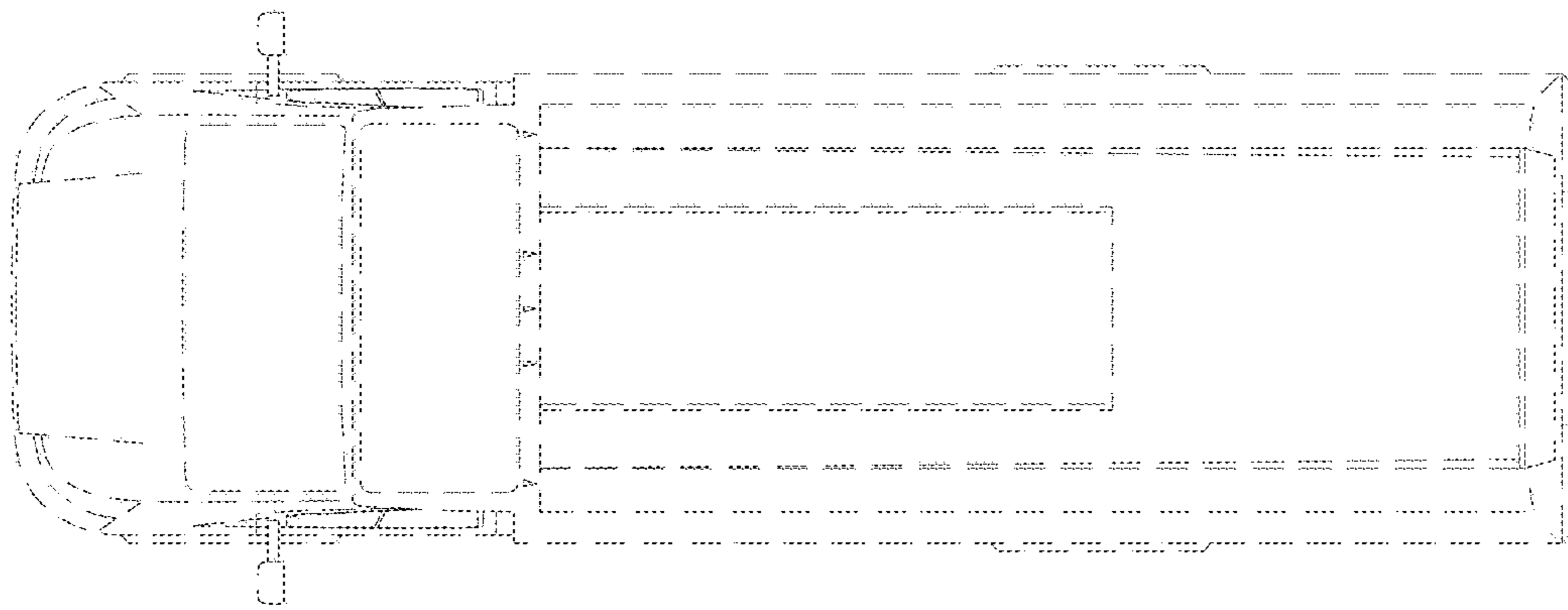


Fig. 2

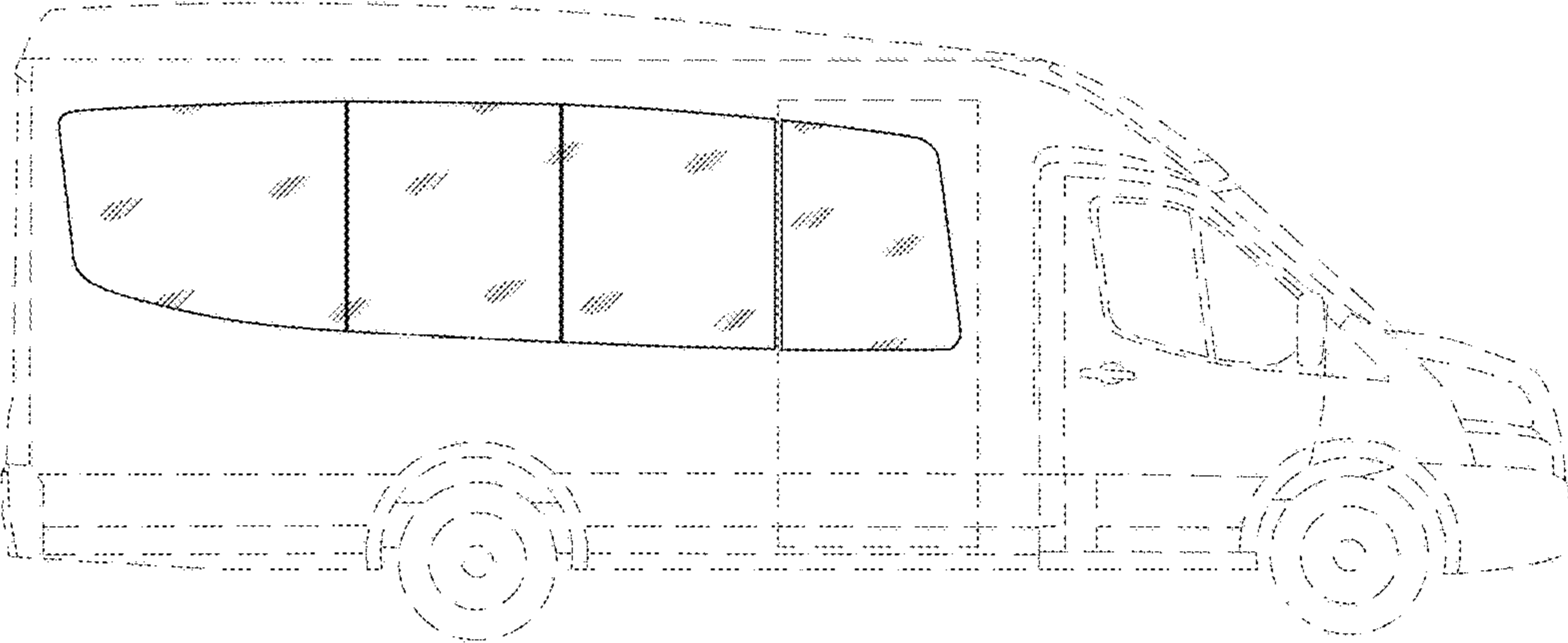


Fig. 3

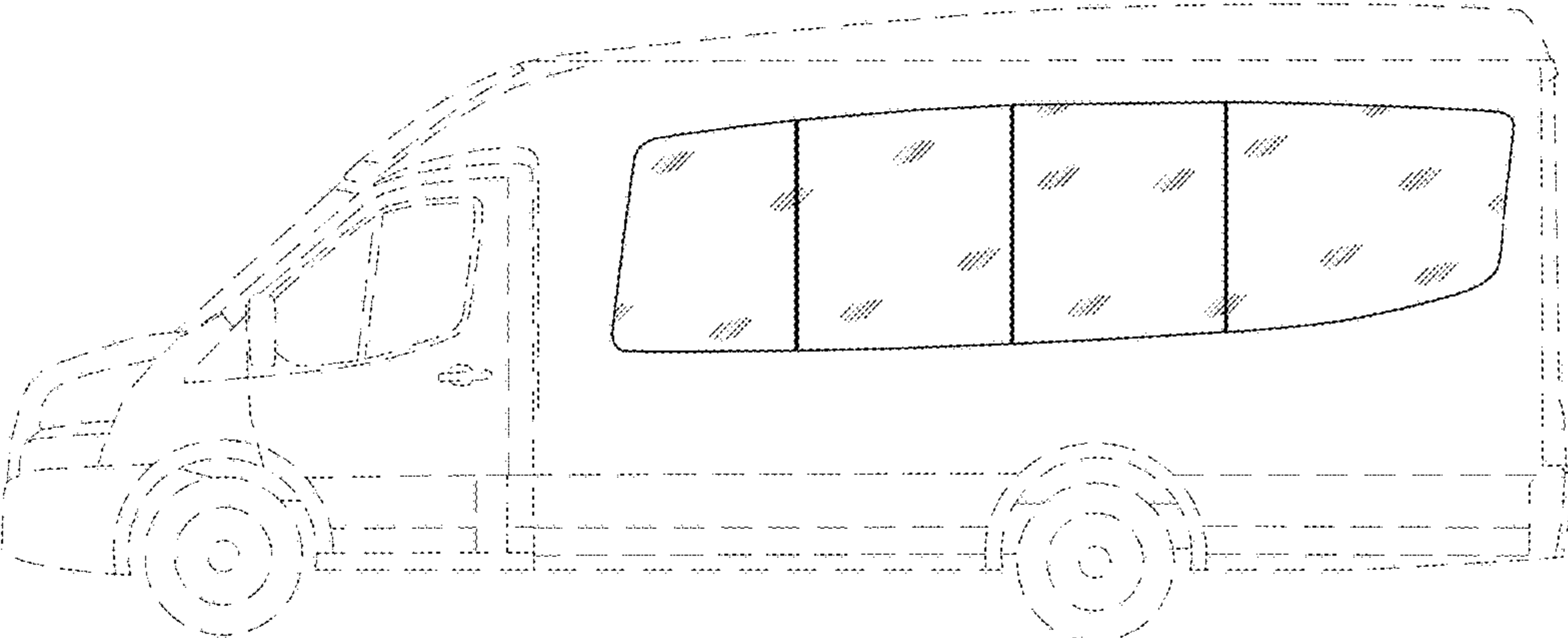


Fig. 4

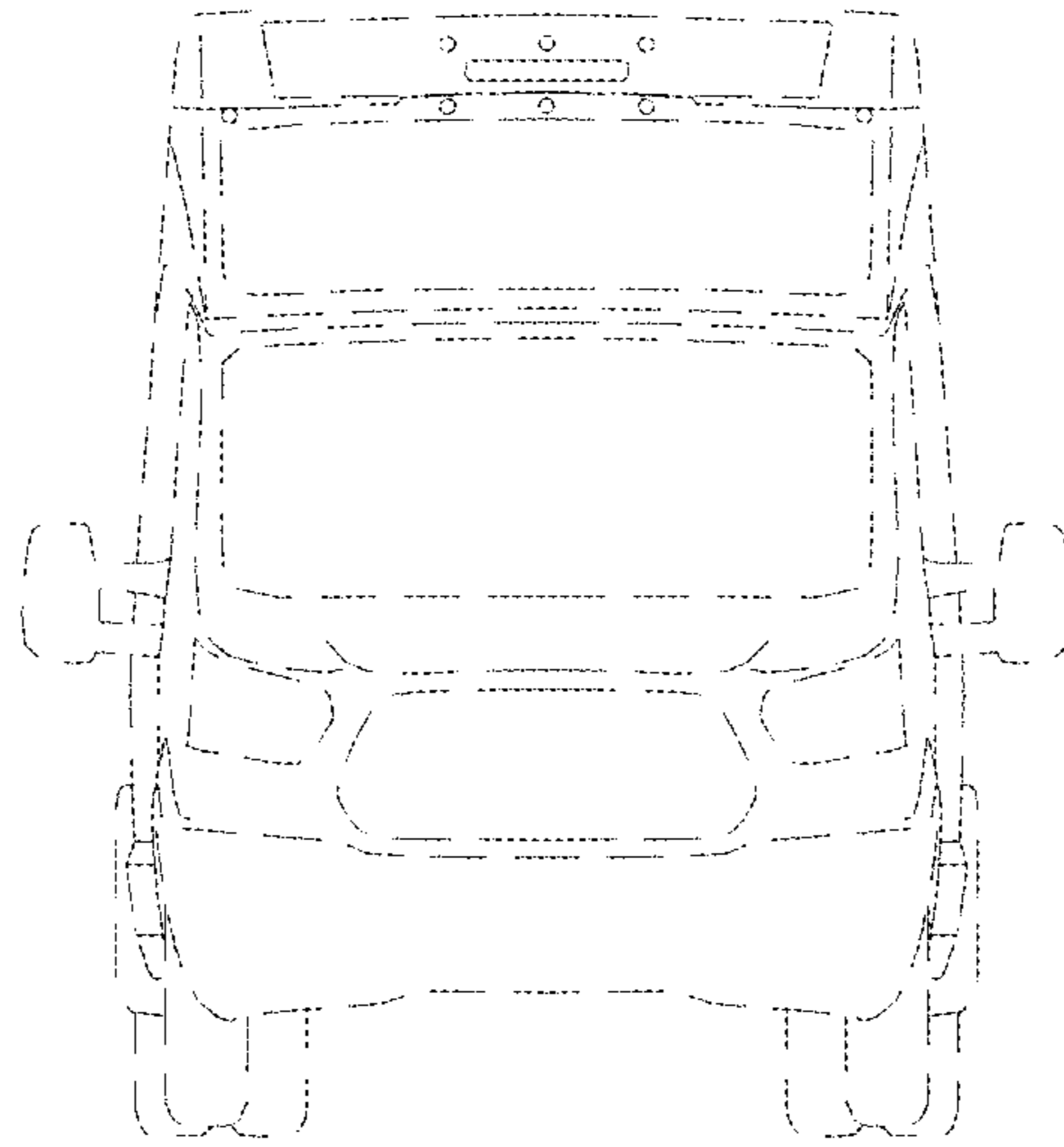


Fig. 5

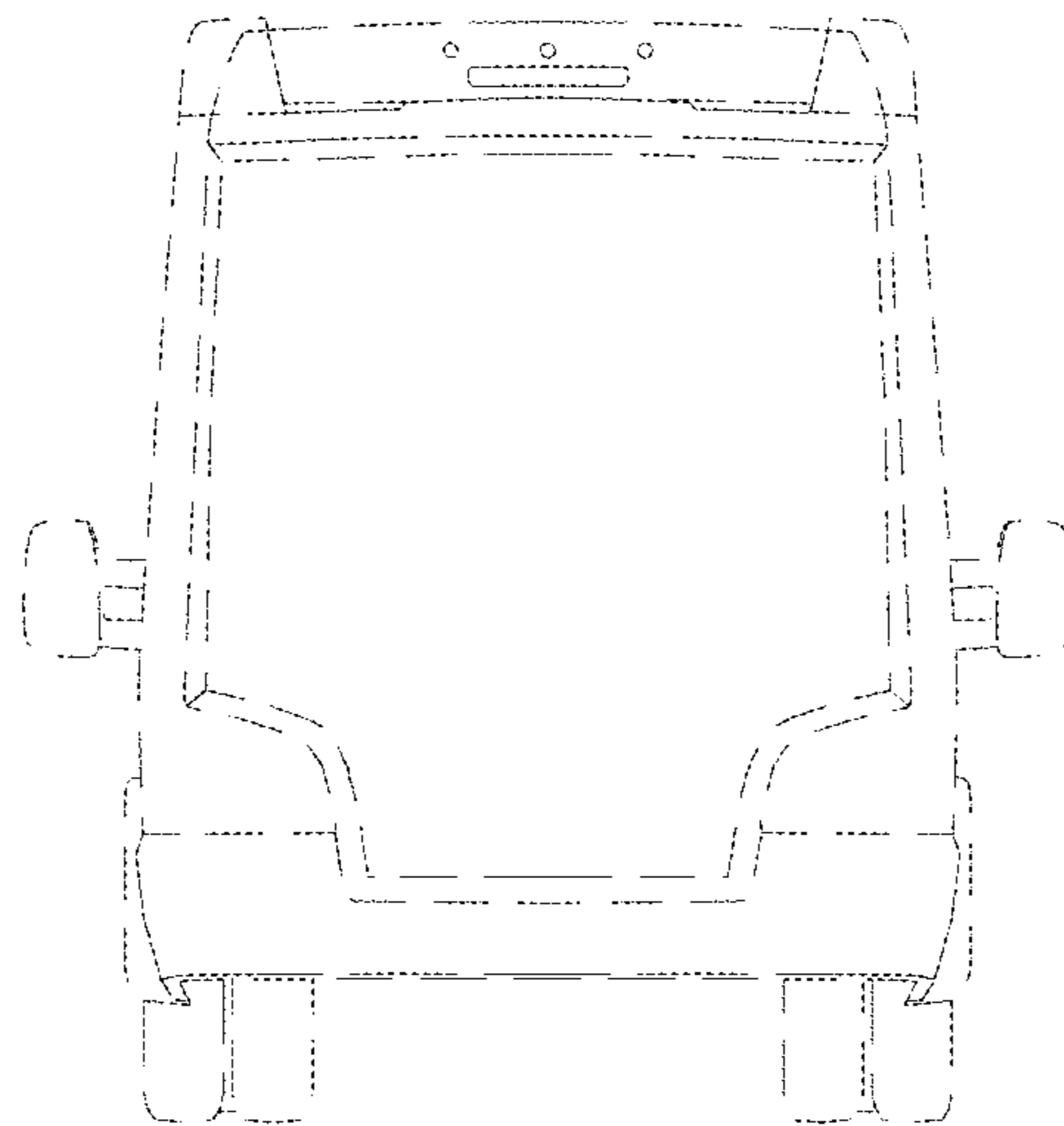


Fig. 6