



US00D796388S

(12) **United States Design Patent** (10) **Patent No.:** **US D796,388 S**  
**Kobayashi et al.** (45) **Date of Patent:** **\*\* Sep. 5, 2017**

(54) **REAR SUSPENSION FOR MOTORCYCLES**

D746,182 S \* 12/2015 Jane Santamaria ..... D12/133  
9,308,962 B1 \* 4/2016 Gentile ..... B62K 25/283  
2007/0045024 A1 \* 3/2007 Koistra ..... B62K 25/283  
180/227

(71) Applicant: **Kawasaki Jukogyo Kabushiki Kaisha,**  
Hyogo (JP)

(72) Inventors: **Mitsuru Kobayashi,** Kobe (JP);  
**Takumi Uemoto,** Kobe (JP)

(73) Assignee: **KAWASAKI JUKOGYO**  
**KABUSHIKI KAISHA** (JP)

(\*\*) Term: **14 Years**

(21) Appl. No.: **29/521,245**

(22) Filed: **Mar. 20, 2015**

(30) **Foreign Application Priority Data**

Sep. 25, 2014 (JP) ..... 2014-021177

(51) **LOC (10) Cl.** ..... **12-11**

(52) **U.S. Cl.**  
USPC ..... **D12/118**

(58) **Field of Classification Search**  
USPC ..... D12/110, 111, 114, 117, 118; 180/219;  
280/274-288, 288.1, 288.2, 288.3, 288.4  
CPC ..... B62K 25/283; B62K 25/30  
See application file for complete search history.

(56) **References Cited**

**U.S. PATENT DOCUMENTS**

D231,221 S \* 4/1974 Farrell ..... D12/159  
D403,992 S \* 1/1999 D'Aluisio ..... D12/118  
D429,665 S \* 8/2000 Dickie ..... D12/133  
6,789,810 B2 \* 9/2004 Strong ..... B60B 33/045  
16/18 R  
D514,477 S \* 2/2006 Doll ..... D12/118  
D542,718 S \* 5/2007 Costa ..... D12/118  
D553,545 S \* 10/2007 Nygren ..... D12/159  
7,497,449 B2 \* 3/2009 Logger ..... B60B 33/045  
16/19

**FOREIGN PATENT DOCUMENTS**

JP D1260964 1/2006

**OTHER PUBLICATIONS**

Japanese Application No. 2014-021177 Notification of Reasons for Rejection dated Jan. 6, 2015, 2 pages.

\* cited by examiner

*Primary Examiner* — Darlington Ly

(57) **CLAIM**

The ornamental design for a rear suspension for motorcycles, as shown and described.

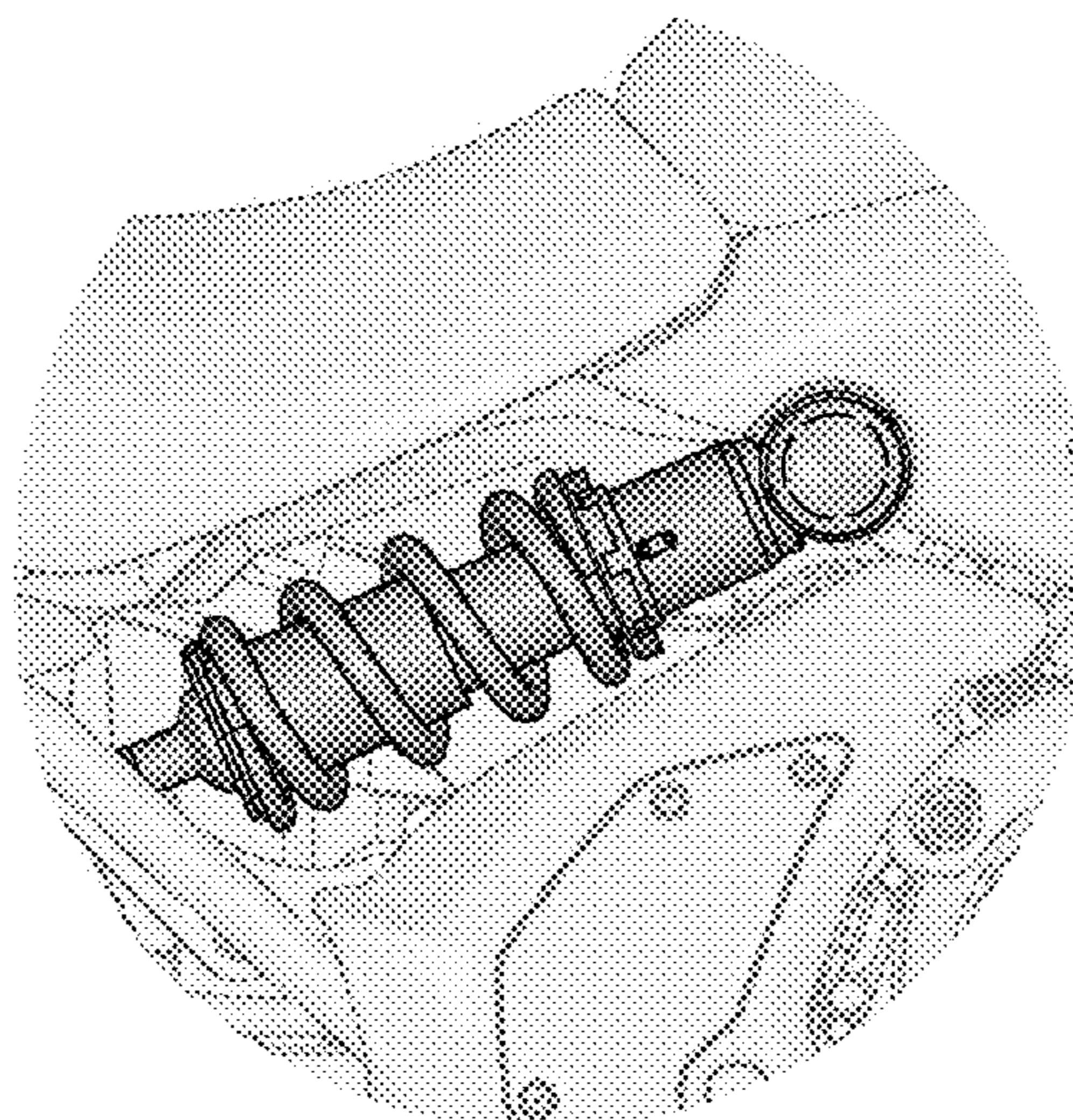
**DESCRIPTION**

FIG. 1 is a left side elevational view of a rear suspension for motorcycles showing our new design; FIG. 2 is a front left perspective view thereof; FIG. 3 is an enlarged left side elevational view of the rear suspension for motorcycles of a portion of FIG. 1; and, FIG. 4 is an enlarged left side perspective view of the rear suspension for motorcycles of a portion of FIG. 2. The faded out or overexposed showing of portions of the motorcycle are provided for the purpose of illustrating environmental structure and forms no part of the claimed design.

The circular dotted lines in FIGS. 1 and 2 are only reference bubbles showing the area of enlargement depicted in FIGS. 3 and 4.

The broken lines at the upper right side portions of the rear suspension in FIGS. 3 and 4 are design features of the claimed design.

**1 Claim, 4 Drawing Sheets**



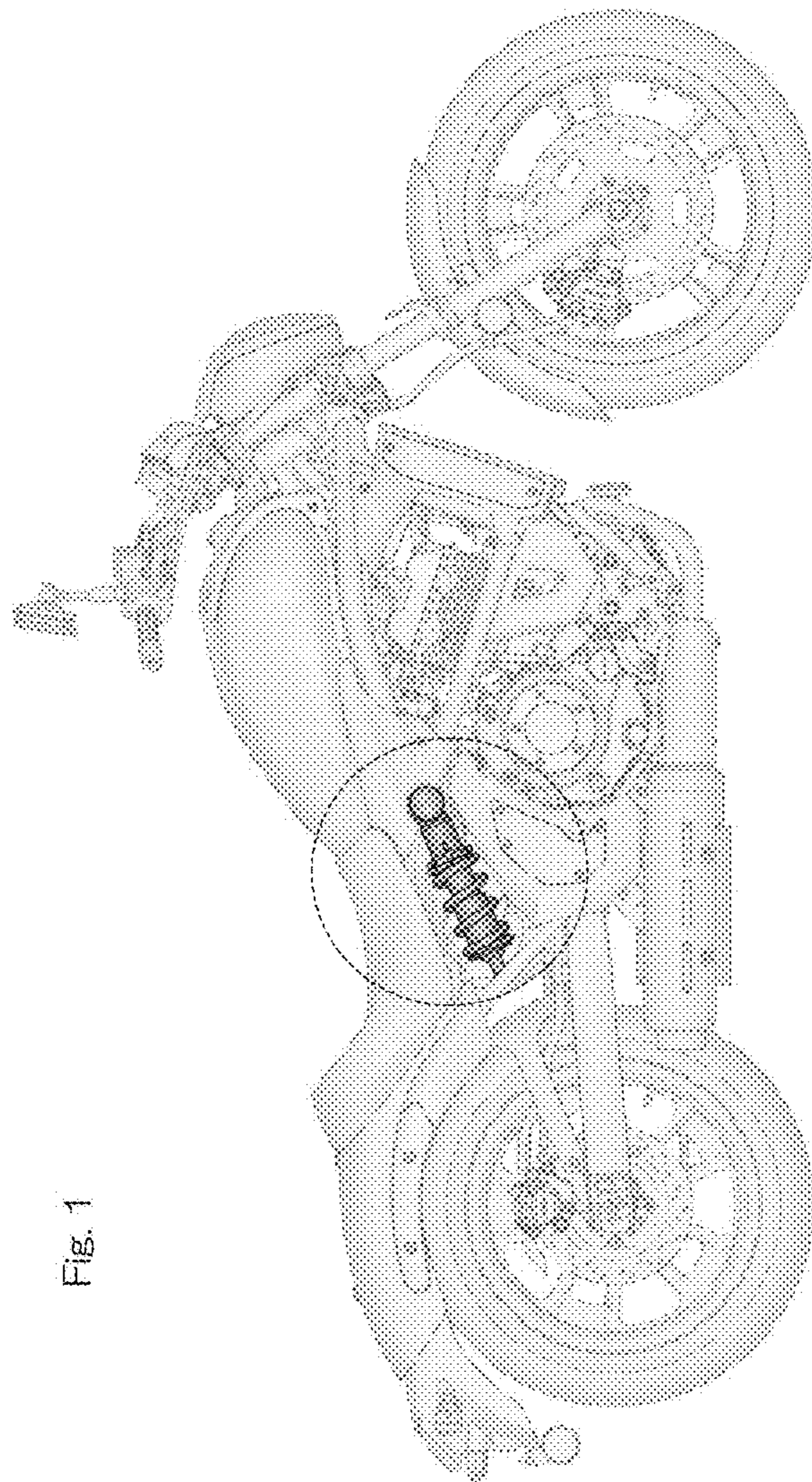


Fig. 1

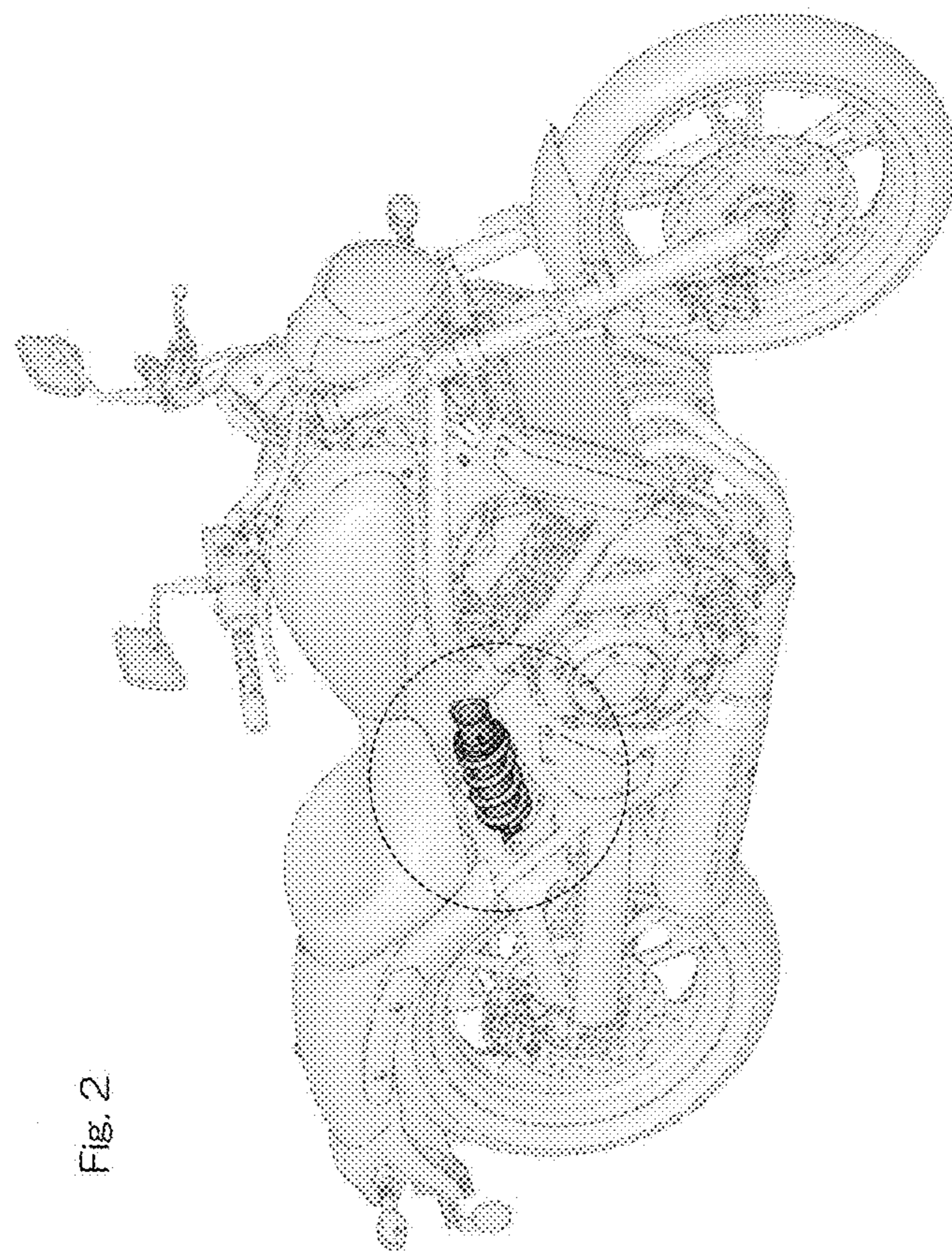


Fig. 2

Fig. 3

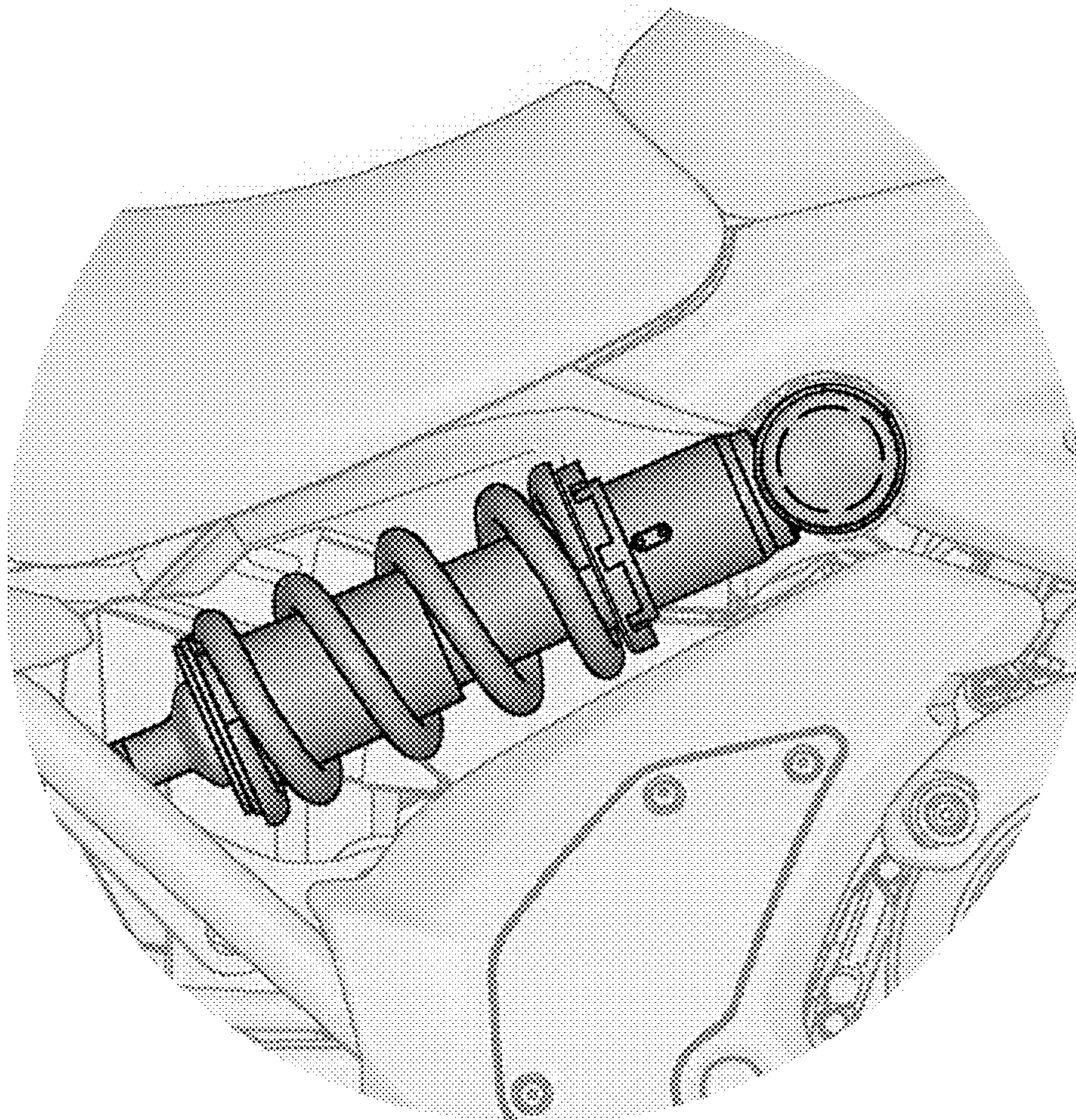


Fig. 4

