

US00D796372S

(12) **United States Design Patent** (10) **Patent No.:** **US D796,372 S**
Gruosi (45) **Date of Patent:** **** Sep. 5, 2017**

(54) **EARRING** D155,511 S * 10/1949 Janousek D11/42
5,184,481 A * 2/1993 Joseph A44C 7/003
63/12
(71) Applicant: **de Grisogono S.A.**, Plan-les-Ouates D334,004 S * 3/1993 Mandelbaum D11/4
(CH) D334,010 S * 3/1993 Mandelbaum D11/27
(72) Inventor: **Fawaz Gruosi**, Prangins (CH) D354,016 S * 1/1995 Schubert D11/42
D393,812 S * 4/1998 Silveri D11/40
(73) Assignee: **DE GRISOGONO S.A.**, D427,540 S * 7/2000 Calvani D11/40
Plan-les-Ouates (CH) 6,125,657 A * 10/2000 Esposito A44C 7/00
24/598.2
(**) Term: **14 Years** 6,581,244 B1 * 6/2003 Peters A44C 7/00
16/267
(21) Appl. No.: **29/503,153** D545,716 S * 7/2007 Bulgari D11/40
(Continued)

(22) Filed: **Sep. 23, 2014**

(30) **Foreign Application Priority Data**

Mar. 25, 2014 (CH) 140645

(51) **LOC (10) Cl.** **11-01**

(52) **U.S. Cl.**
USPC **D11/42**

(58) **Field of Classification Search**
USPC D11/1, 2, 34, 40-48, 79, 80, 81, 86, 87,
D11/88, 91, 92

CPC A44C 7/00; A44C 7/001; A44C 7/002;
A44C 7/003; A44C 7/004; A44C 7/005;
A44C 7/006; A44C 7/007; A44C 7/008;
A44C 7/009; A44C 17/02; A44C
17/0208; A44C 17/0216; A44C 17/0255;
A44C 17/0233; A44C 17/0241; A44C
17/025; A44C 17/0258; A44C 17/0266;
A44C 25/00; A44C 25/001; A44C
25/007; A44C 9/00; A44C 9/0007; A44C
9/0015; A44C 9/0023; A44C 9/003

See application file for complete search history.

(56) **References Cited**

U.S. PATENT DOCUMENTS

245,297 A * 8/1881 Heckmann A44C 7/00
63/12
D150,546 S * 8/1948 Boucher D11/40

OTHER PUBLICATIONS

[Online] http://www.lj24magazine.com/Custom/HomePage/SlideShow_LuxuryJewels24Magazine_HomePage%5BAny%5D-350x350-abf4f2d85a33419fb8eb2c4f25263233.jpg. Retrieved Jul. 20, 2016.*

(Continued)

Primary Examiner — Melanie Pellegrini
(74) *Attorney, Agent, or Firm* — Venjuris P.C.

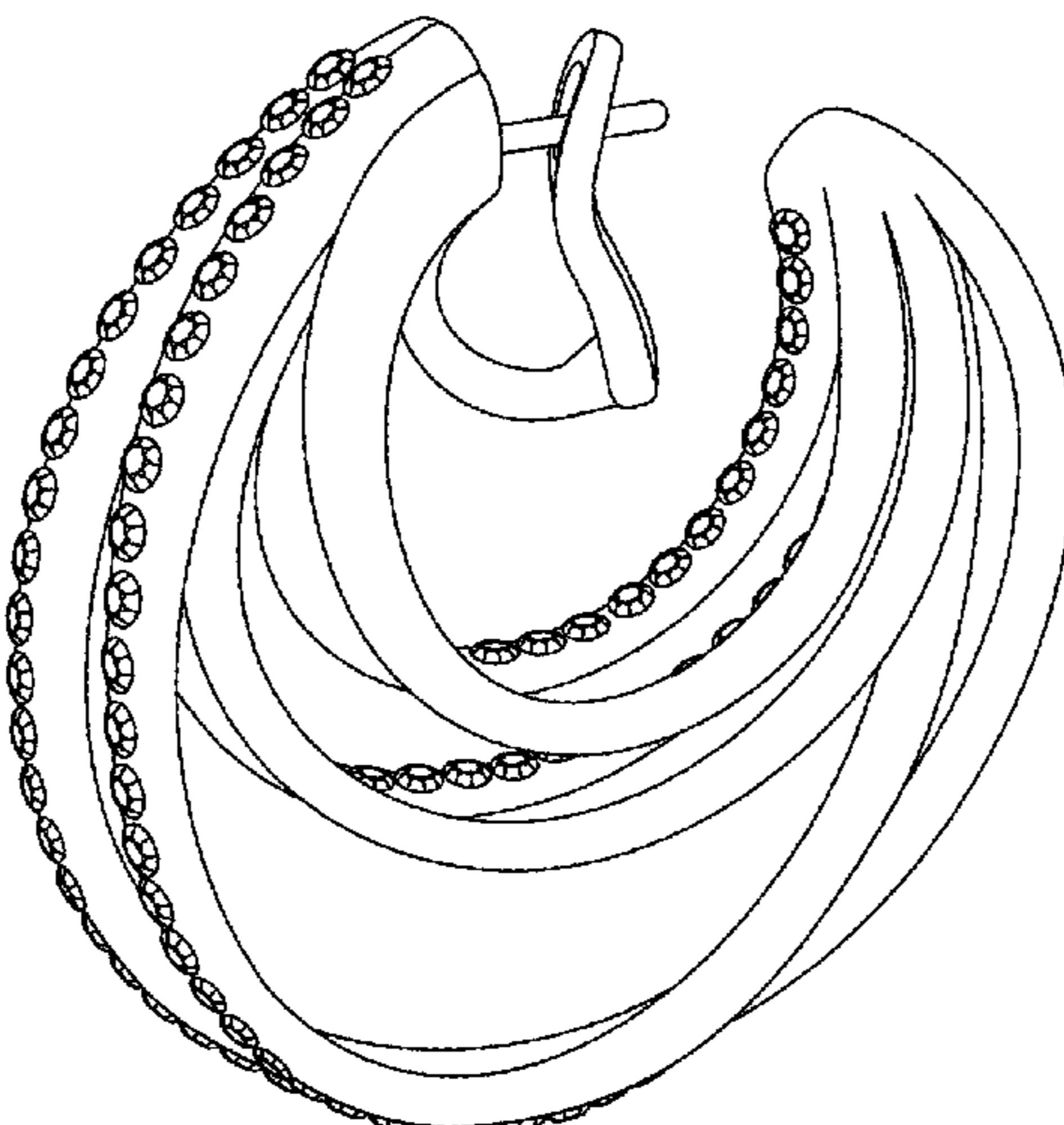
(57) **CLAIM**

The ornamental design for an earring, as shown and described.

DESCRIPTION

FIG. 1 is a front and right side perspective view of an earring;
FIG. 2 is a rear and right side perspective view of the earring;
FIG. 3 is a front view of the earring;
FIG. 4 is a back view of the earring;
FIG. 5 is a bottom view of the earring;
FIG. 6 is a top view of the earring;
FIG. 7 is a right side view of the earring; and,
FIG. 8 is a left side view of the earring.

1 Claim, 8 Drawing Sheets



(56)

References Cited

U.S. PATENT DOCUMENTS

D562,718 S * 2/2008 Wong D11/40
D588,490 S * 3/2009 Momjian D11/40
D592,538 S * 5/2009 Momjian D11/40
D608,237 S * 1/2010 Gruosi D11/79
D722,519 S * 2/2015 Marchand D11/44

OTHER PUBLICATIONS

[Online] <http://images.prod.meredith.com/product/0d45c2ec32d095a0f5575f14157e1028/96cc927ec2c76-e56c912c2db368e8bf3cb8e3ca5e80cfd25ee69bdaef4186cd1/1/1-10-ct-t-w-sterling-silver-diamond-multi-hoop-earrings>. Retrieved Jul. 20, 2016.*
[Online] <http://www.smytheandcross.com/wp-content/uploads/2014/10/Diamond-multi-hoop-earrings-Mattioli-150x150.jpg>. Retrieved Jul. 20, 2016.*
[Online] https://a.1stdibscdn.com/archivesE/upload/j_682/13_15/org_cartier_2629306_154300_1/Cartier_2629306_154300_1-1.jpeg. Retrieved Jul. 20, 2016.*

* cited by examiner

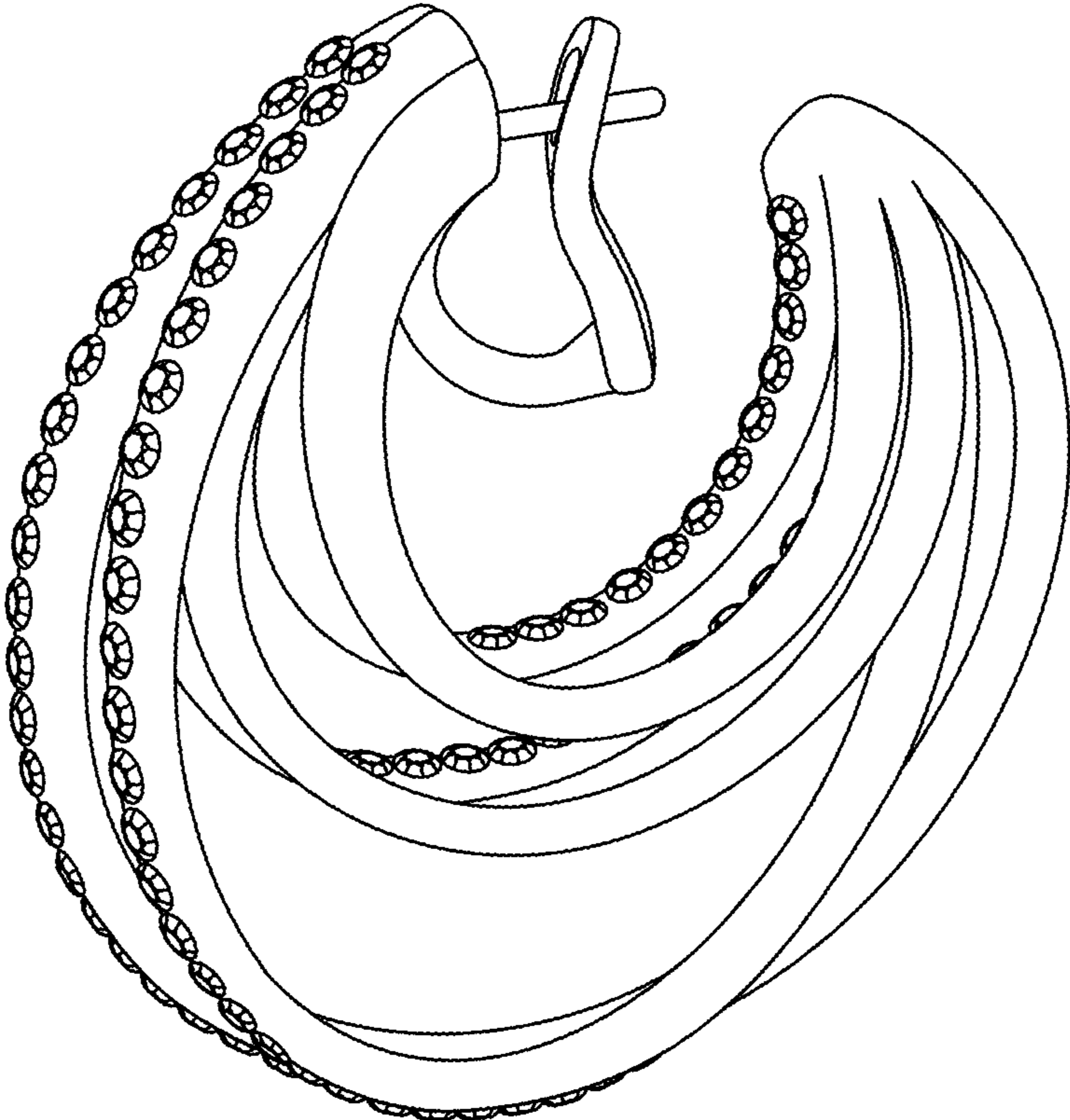


FIG. 1

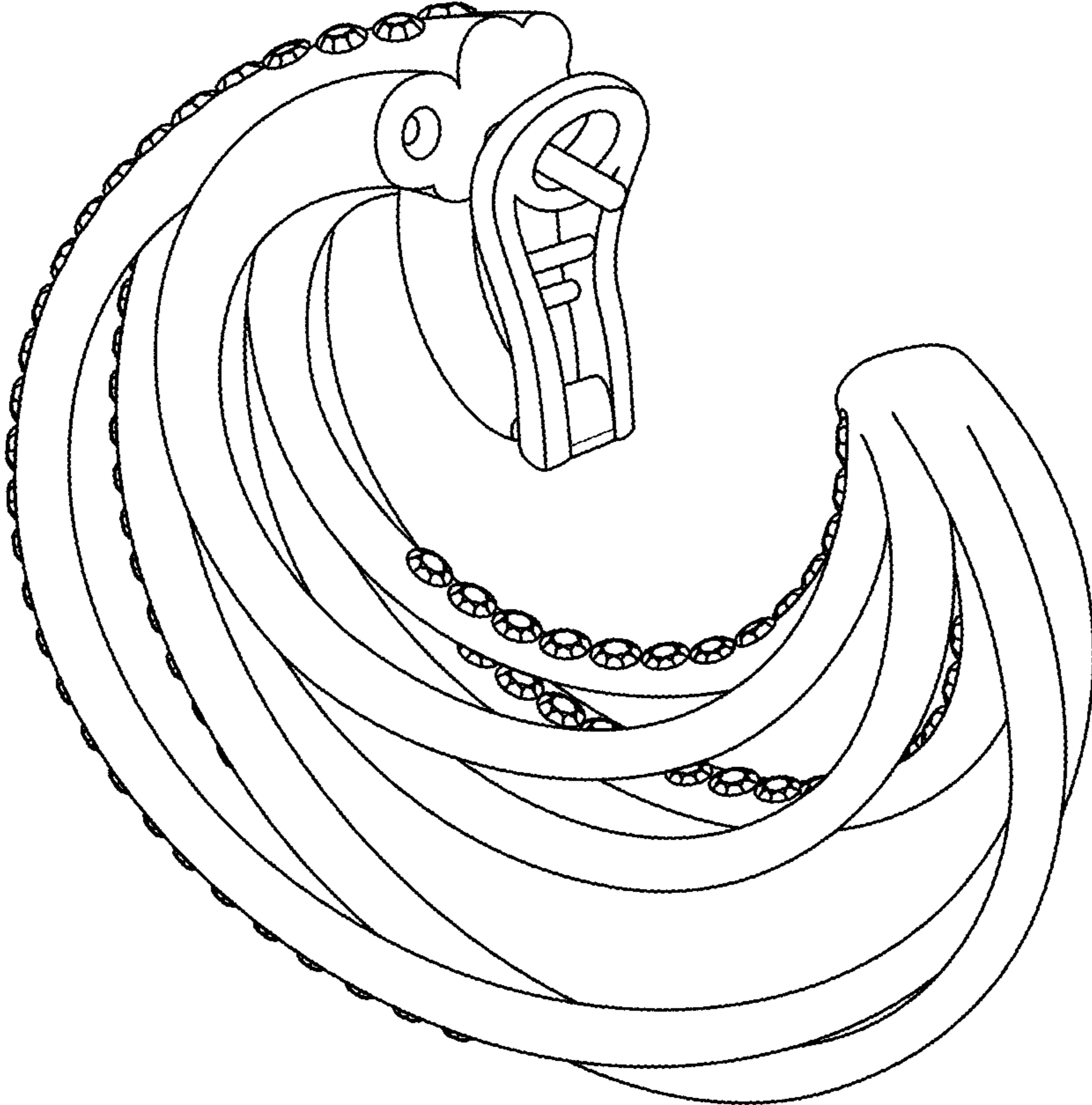


FIG. 2

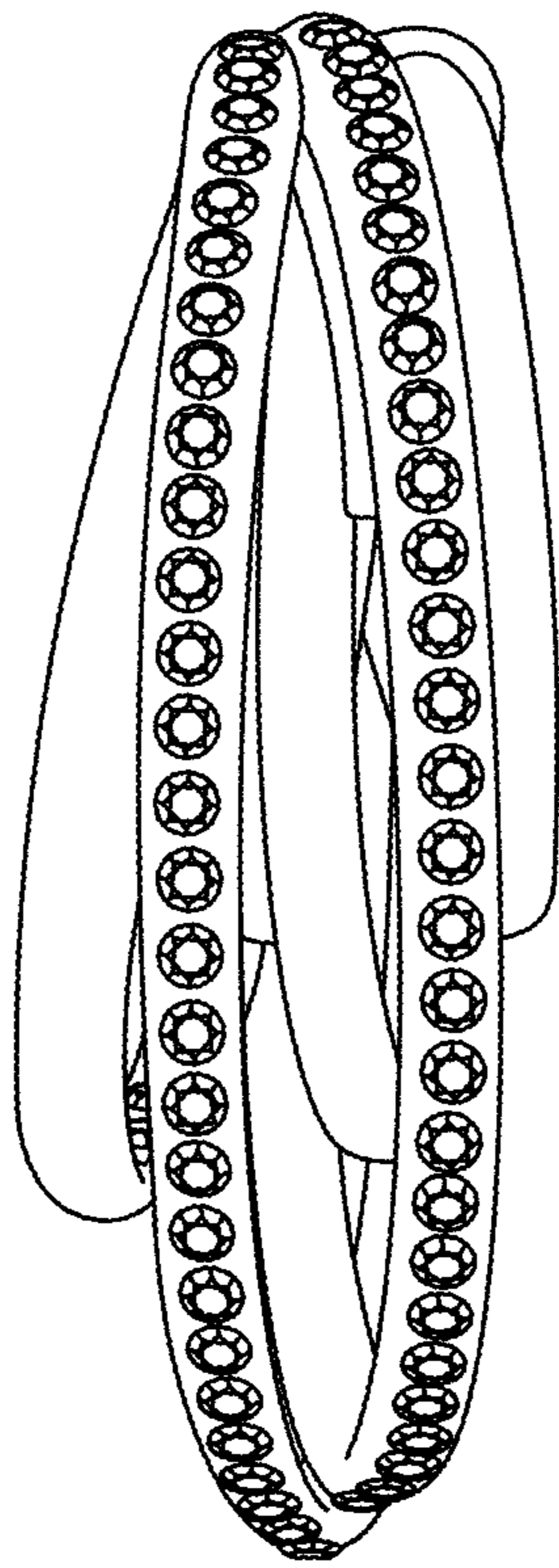


FIG. 3

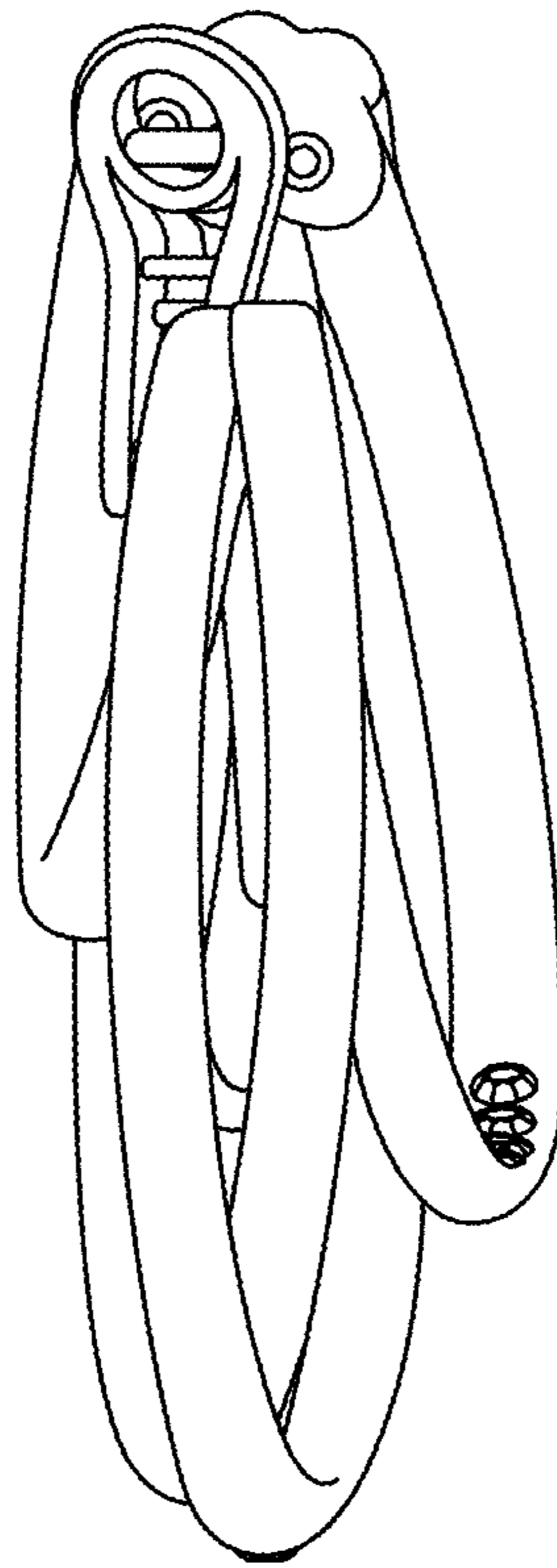


FIG. 4

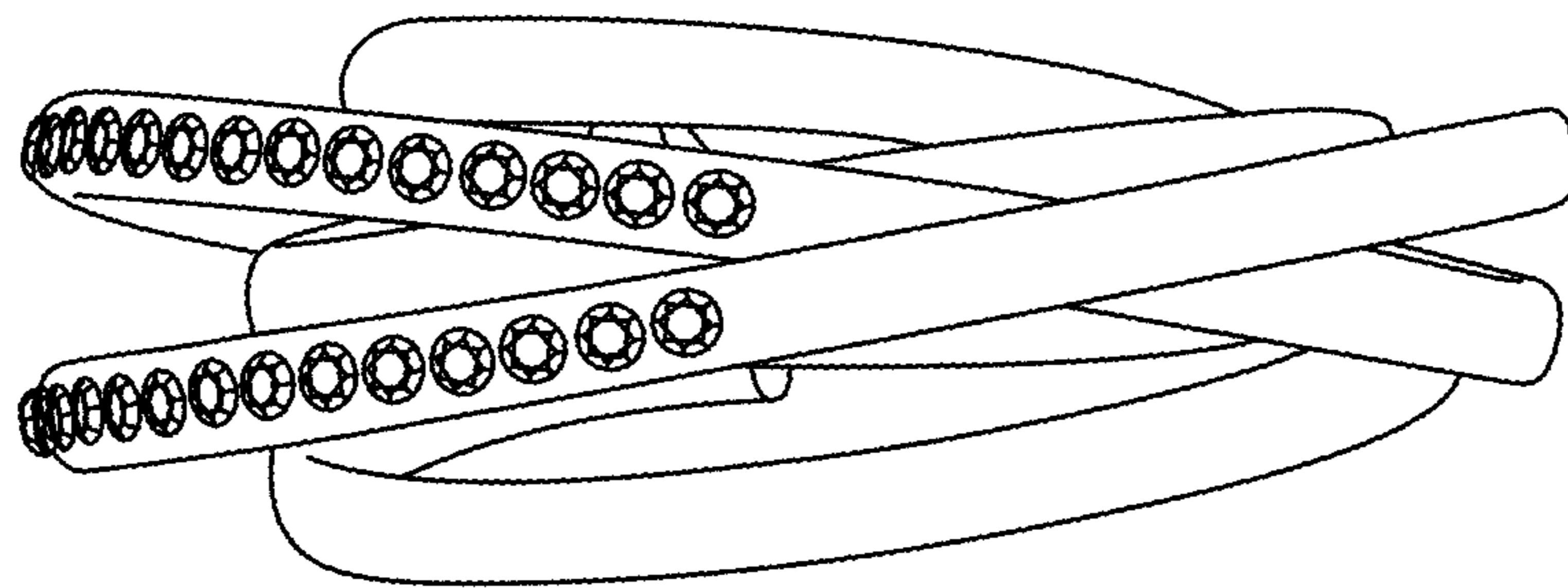


FIG. 5

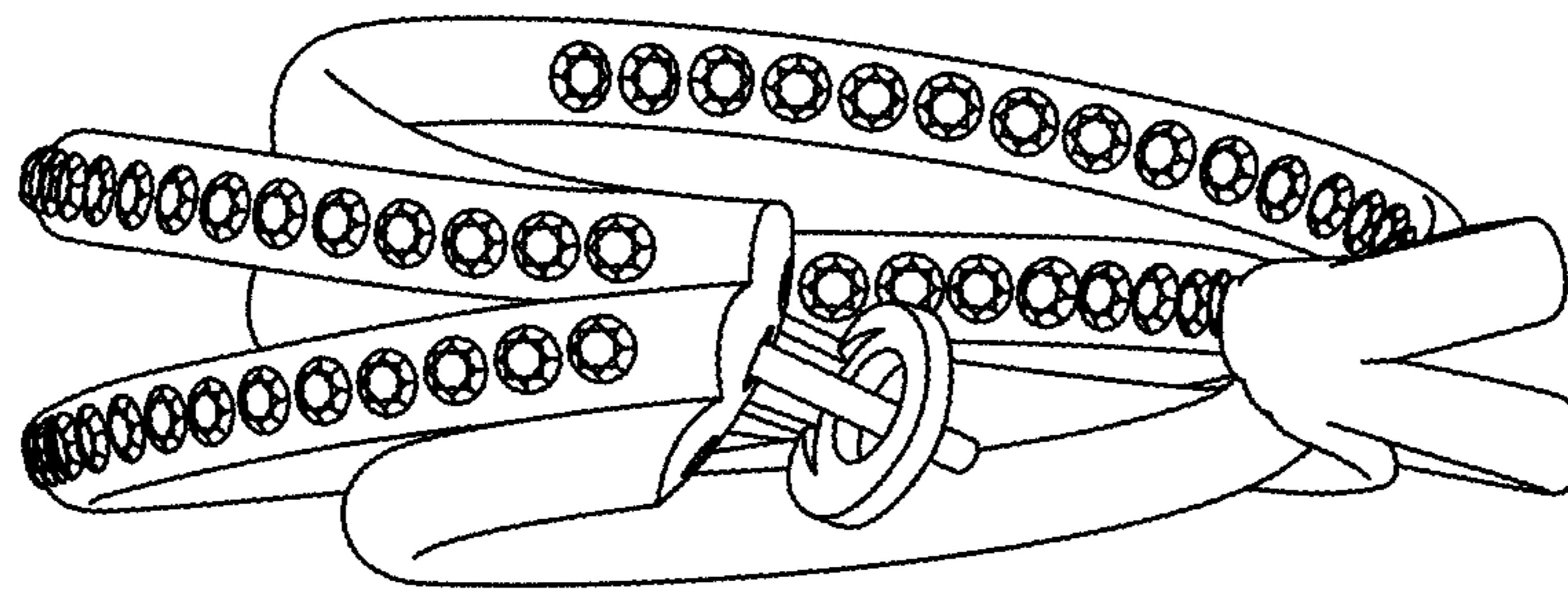


FIG. 6

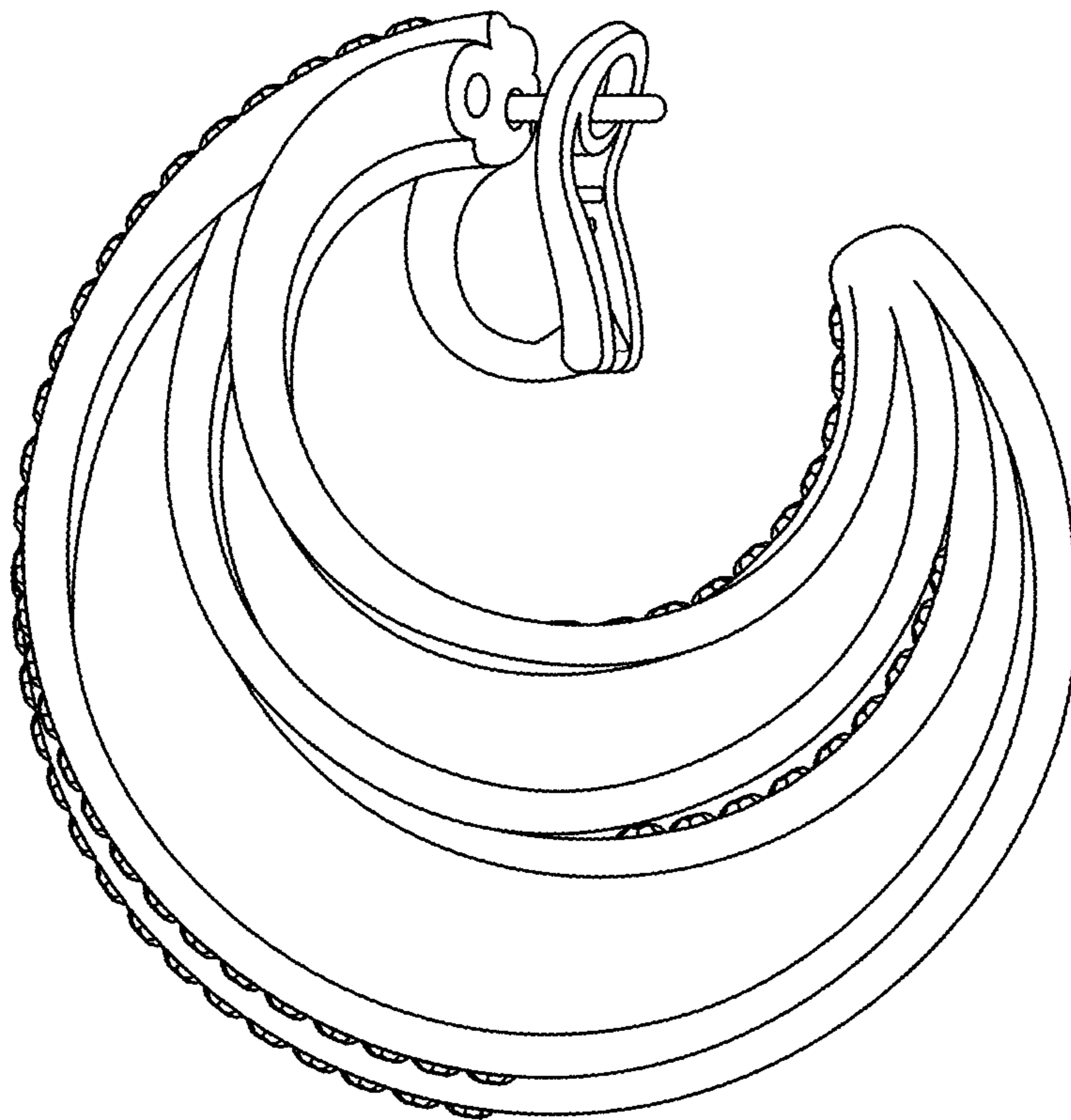


FIG. 7

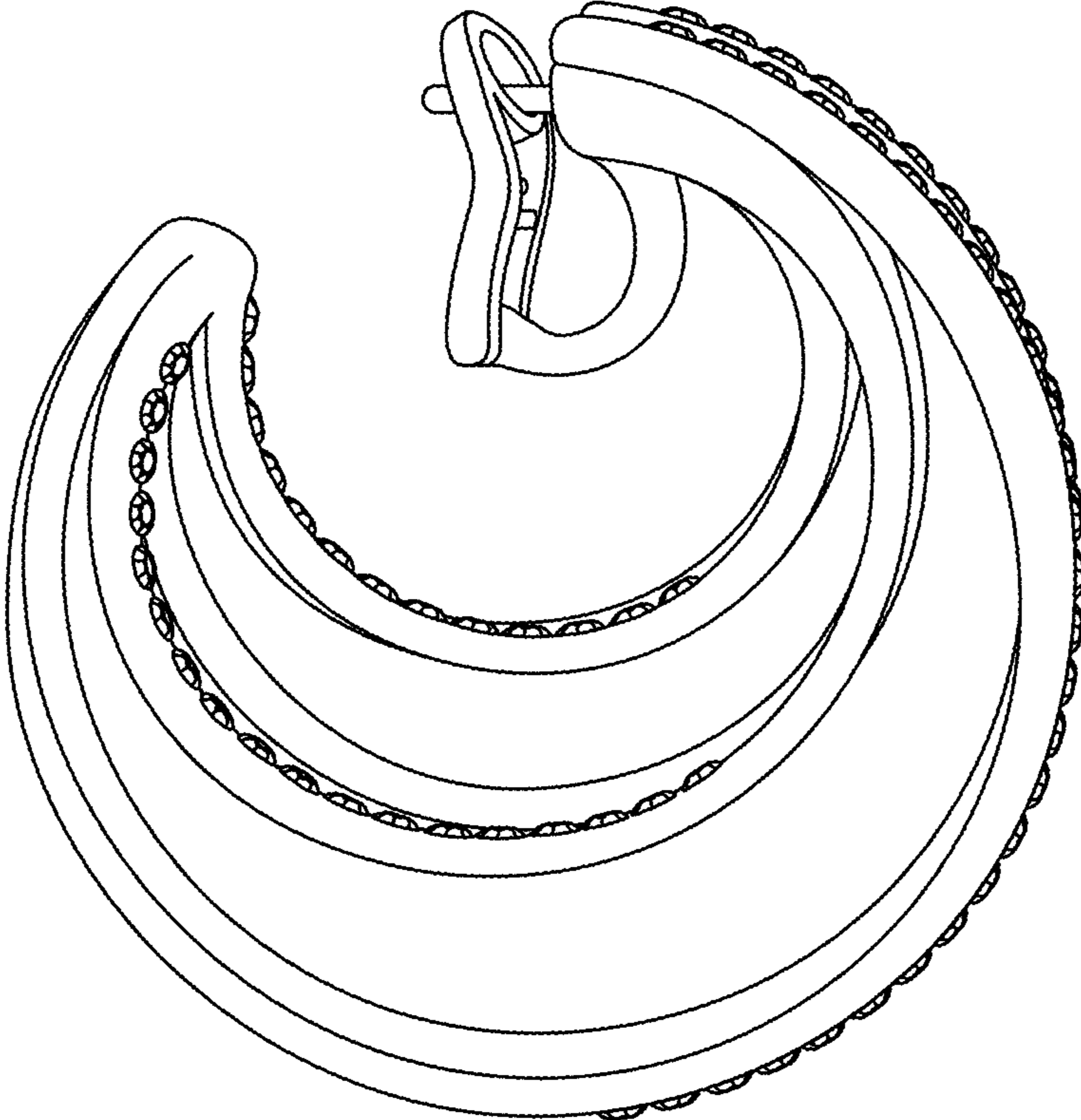


FIG. 8