



US00D796361S

(12) **United States Design Patent**  
**Bihan et al.**

(10) **Patent No.:** **US D796,361 S**

(45) **Date of Patent:** **\*\* Sep. 5, 2017**

(54) **SCALE**  
(71) Applicants: **Anhui Huami Information Technology Co., Ltd.**, Hefei, Anhui (CN); **Huami Inc.**, Mountain View, CA (US)  
(72) Inventors: **Ines Le Bihan**, Mountain View, CA (US); **Pengtao Yu**, Mountain View, CA (US); **Renhui Deng**, Anhui (CN); **Yi Zhang**, Anhui (CN); **Xiaoyan Sun**, Anhui (CN)

6,738,660 B2 \* 5/2004 Hakomori ..... A61B 5/0537  
600/547  
7,104,954 B2 \* 9/2006 Koyama ..... A61B 5/0537  
600/300  
D576,899 S \* 9/2008 Kousuge ..... D10/92  
D623,972 S \* 9/2010 Ogihara ..... D10/92  
D655,214 S \* 3/2012 Ogihara ..... D10/92  
D680,456 S \* 4/2013 Ogihara ..... D10/92  
8,457,732 B2 \* 6/2013 Fukada ..... A61B 5/053  
177/25.13  
D700,092 S \* 2/2014 Ogihara ..... D10/92  
D700,921 S \* 3/2014 Bellantoni ..... D15/139  
D718,162 S \* 11/2014 Kobayakawa ..... D10/92

(73) Assignees: **Anhui Huami Information Technology Co., Ltd.**, Anhui (CN); **Huami Inc.**, Mountain View, CA (US)

\* cited by examiner

(\*\*) Term: **15 Years**

*Primary Examiner* — Antoine D Davis

(21) Appl. No.: **29/573,606**

(74) *Attorney, Agent, or Firm* — Young Basile Hanlon & MacFarlane, P.C.

(22) Filed: **Aug. 8, 2016**

(51) **LOC (10) Cl.** ..... **10-04**

(52) **U.S. Cl.**  
USPC ..... **D10/92**

(58) **Field of Classification Search**  
USPC ..... D10/91, 92  
CPC .... G01G 21/28; G01G 21/283; G01G 21/286;  
G01G 21/30; G01G 23/37; G01G  
23/3728; G01G 23/3735  
See application file for complete search history.

(56) **References Cited**

U.S. PATENT DOCUMENTS

6,516,221 B1 \* 2/2003 Hirouchi ..... A61B 5/0537  
600/547  
6,618,616 B2 \* 9/2003 Iijima ..... A61B 5/0537  
128/921

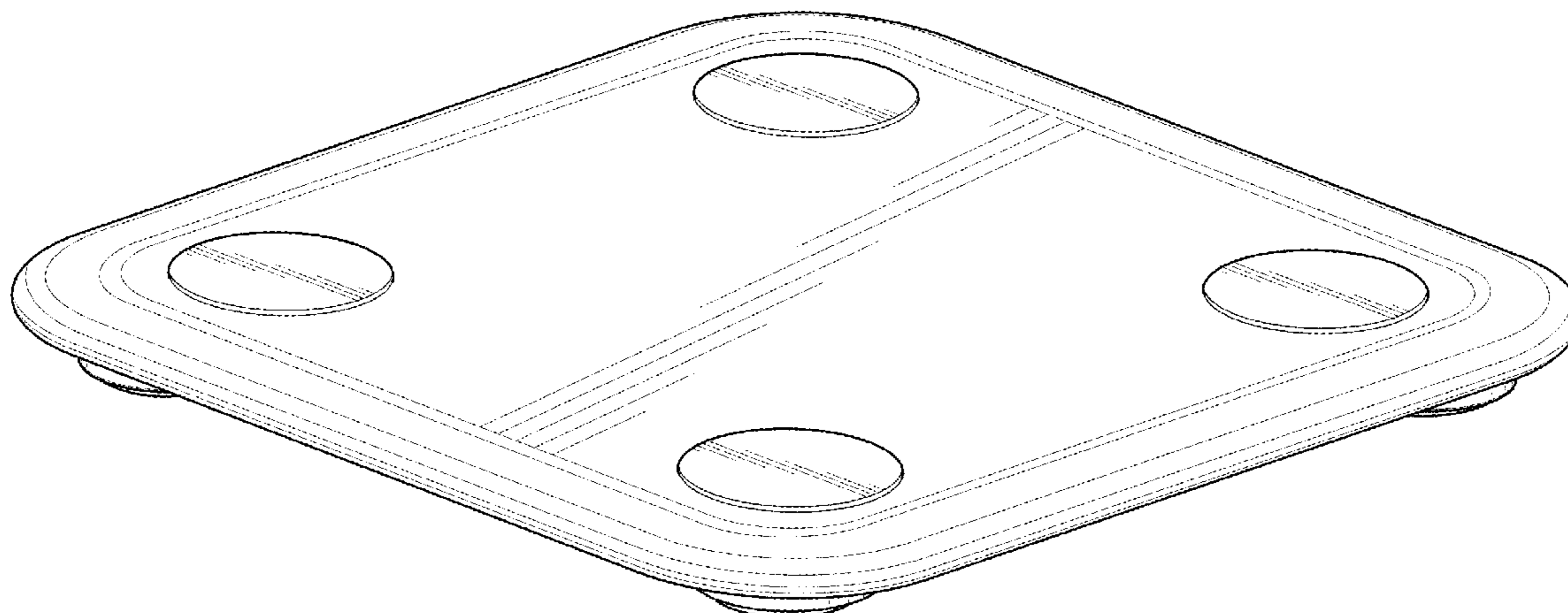
(57) **CLAIM**

The ornamental design for a scale, as shown and described.

**DESCRIPTION**

FIG. 1 is a perspective view of the front and right side of a scale according to an embodiment of the present disclosure. FIG. 2 is a front view of the scale of FIG. 1. FIG. 3 is a rear view of the scale of FIG. 1. FIG. 4 is a top view of the scale of FIG. 1. FIG. 5 is a bottom view of the scale of FIG. 1. FIG. 6 is a left side view of the scale of FIG. 1; and, FIG. 7 is a right side view of the scale of FIG. 1. The ornamental design which is claimed is shown in solid lines in the drawings. The broken lines in the drawings form no part of the claimed design.

**1 Claim, 4 Drawing Sheets**



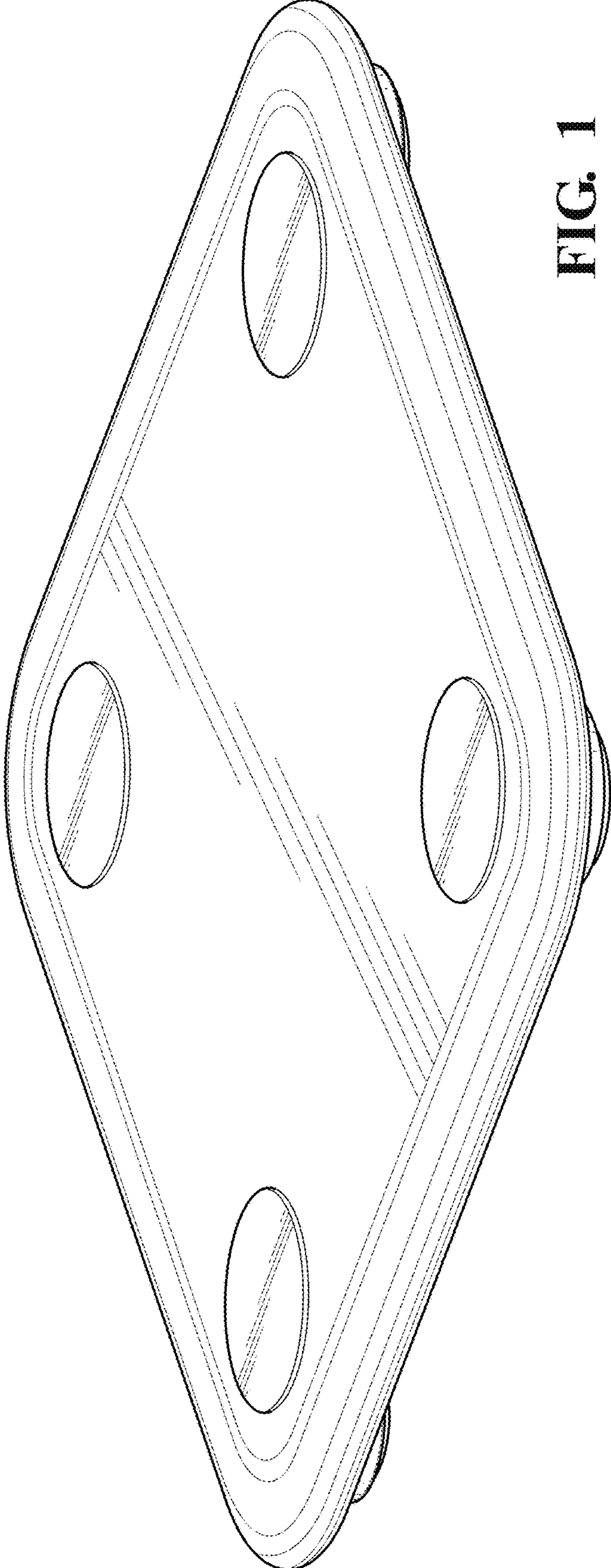


FIG. 1

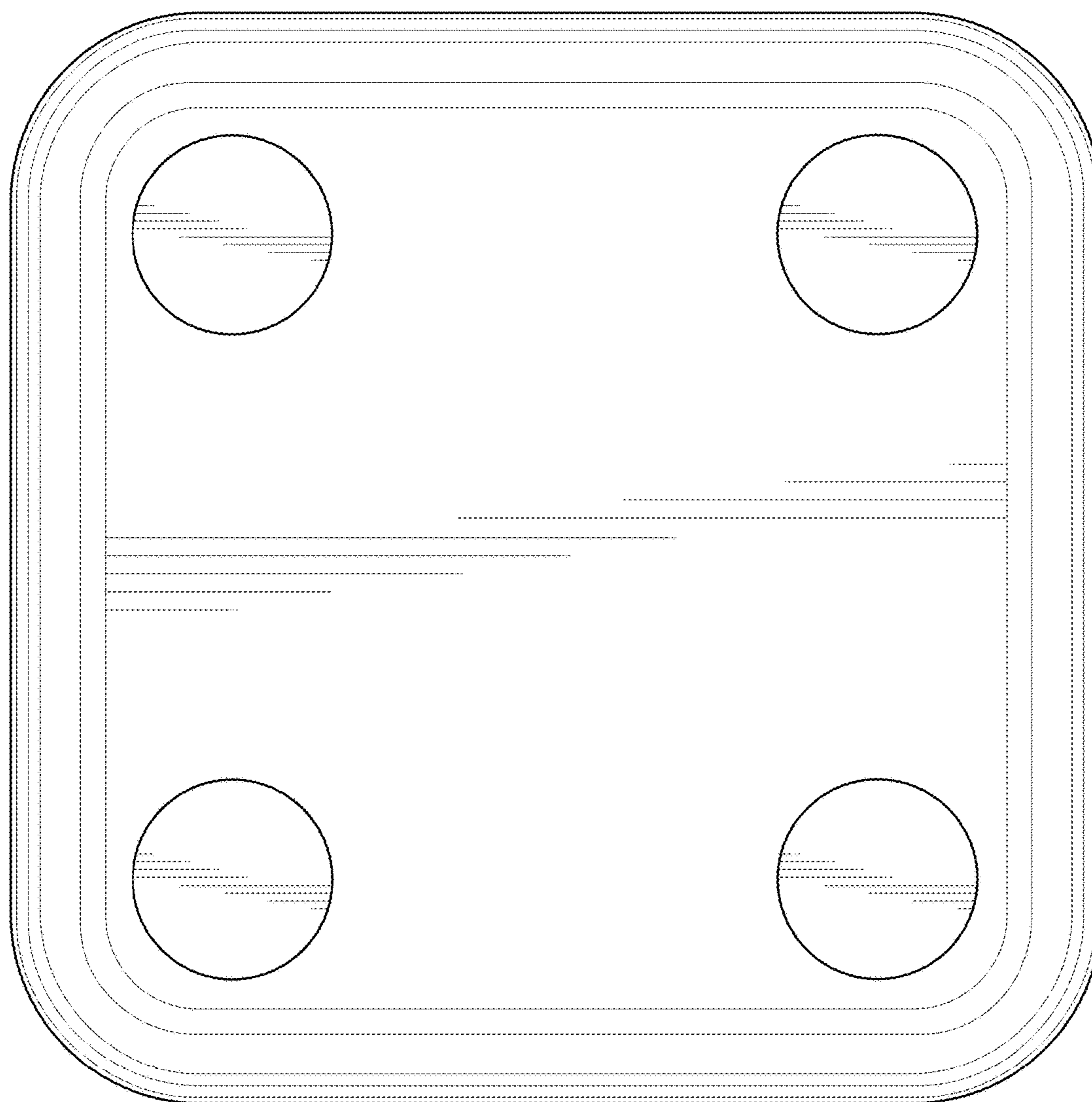
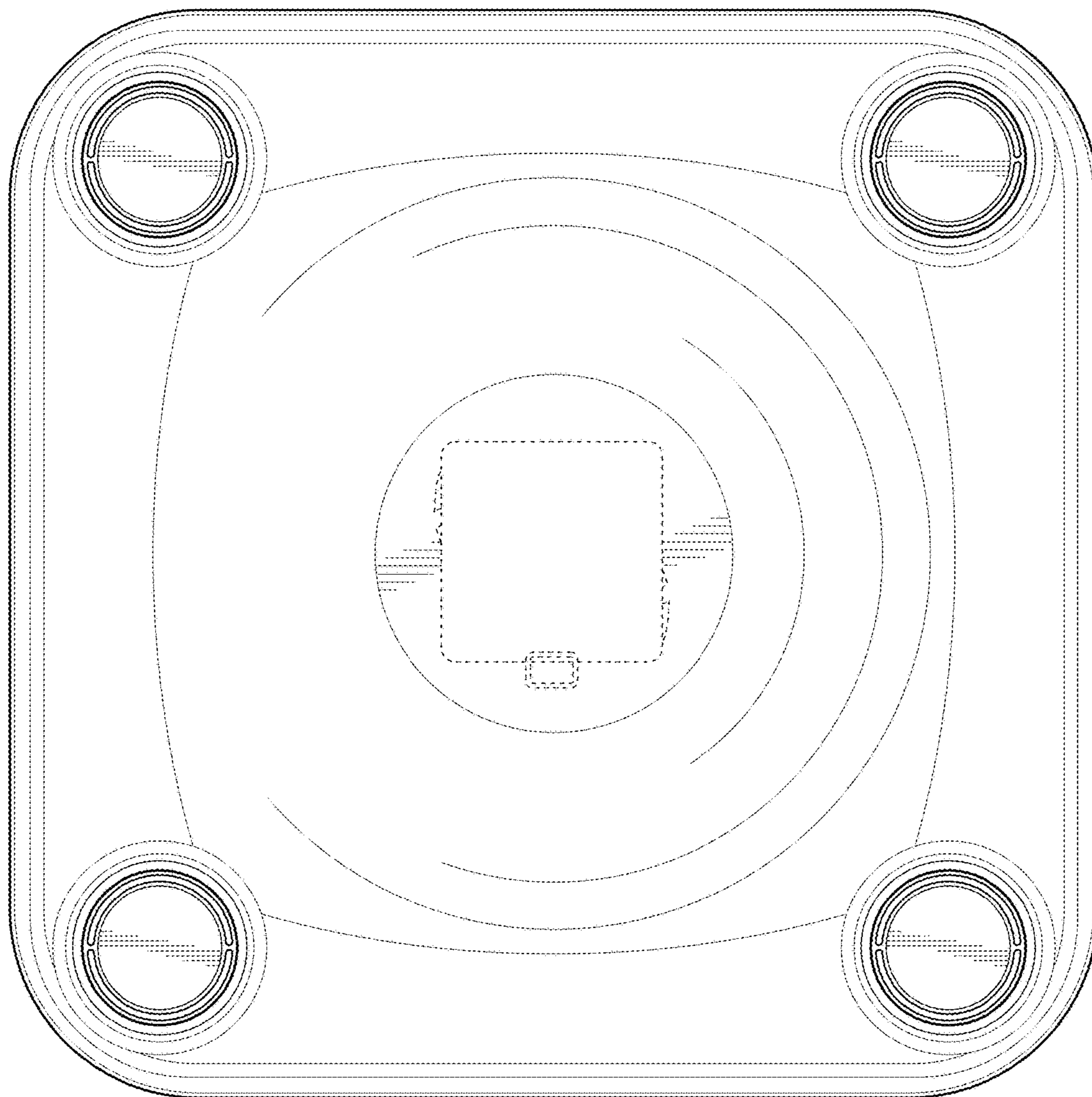



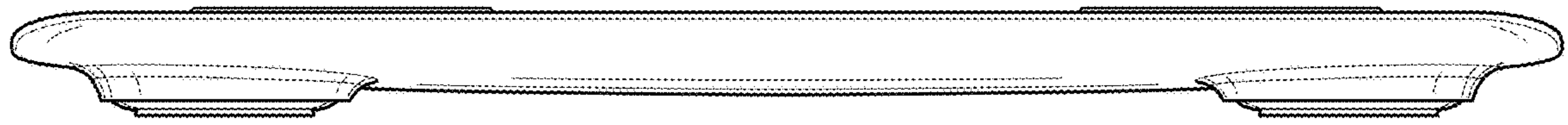
FIG. 2




**FIG. 3**



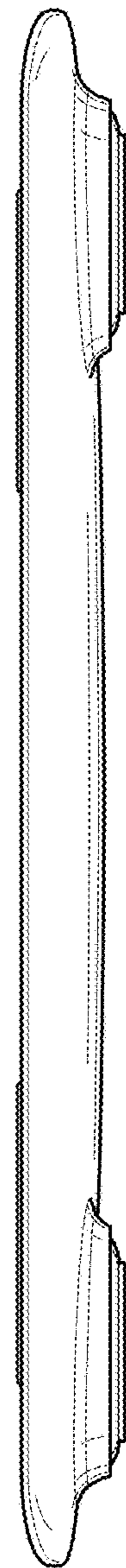
**FIG. 4**



**FIG. 5**



**FIG. 6**



**FIG. 7**