



US00D796357S

(12) **United States Design Patent** (10) **Patent No.:** **US D796,357 S**
Park et al. (45) **Date of Patent:** **** Sep. 5, 2017**

(54) **FLUOROMETER**

(56) **References Cited**

(71) Applicants: **Boditech Med Inc.**, Chuncheon-si, Gangwon-do (KR); **ARKRAY, Inc.**, Kyoto-shi, Kyoto (JP)

(72) Inventors: **Kitae Park**, Chuncheon-si (KR); **Chunhyun Cho**, Chuncheon-si (KR); **Hiramura Fumito**, Kyoto (JP); **Miura Ken-Ichi**, Kyoto (JP)

U.S. PATENT DOCUMENTS

D547,216	S	*	7/2007	Rounds	D10/78
D580,285	S	*	11/2008	Hendrickson	D10/78
D600,148	S	*	9/2009	Disch	D10/78
D653,981	S	*	2/2012	Beaudet	D10/81
D723,404	S	*	3/2015	Faulkner	D10/78
D736,111	S	*	8/2015	Klein	D10/78
D757,273	S	*	5/2016	Nelson	D10/81
2007/0025877	A1	*	2/2007	Hansen	A61B 5/7475 422/68.1

(73) Assignees: **BODITECH MED INC.**, Chuncheon-si, Gangwon-Do (KR); **ARKRAY, INC.**, Kyoto-shi, Kyoto (KR)

* cited by examiner

Primary Examiner — Thomas Johannes
Assistant Examiner — Samantha Q Lawrence
 (74) *Attorney, Agent, or Firm* — Rabin & Berdo, P.C.

(**) Term: **15 Years**

(57) **CLAIM**

(21) Appl. No.: **29/533,455**

The ornamental design for a fluorometer, as shown and described.

(22) Filed: **Jul. 17, 2015**

DESCRIPTION

(30) **Foreign Application Priority Data**

Jan. 23, 2015 (KR) 30-2015-0003653

(51) **LOC (10) Cl.** **10-04**

(52) **U.S. Cl.**
USPC **D10/81; D10/78; D24/169**


(58) **Field of Classification Search**
USPC **D10/78, 81, 97; D24/107, 169, 185, 186, D24/216, 231-234; 422/82.07, 82.08; 436/46**

FIG. 1 is a perspective view of a fluorometer showing my new design;
 FIG. 2 is a front elevational view thereof;
 FIG. 3 is a rear elevational view thereof;
 FIG. 4 is a left side elevational view thereof;
 FIG. 5 is a right side elevational view thereof;
 FIG. 6 is a top view thereof; and,
 FIG. 7 is a bottom view thereof.

The broken lines in the drawings showing portions of the fluorometer form no part of the claimed design.

See application file for complete search history.

1 Claim, 5 Drawing Sheets






FIG. 1

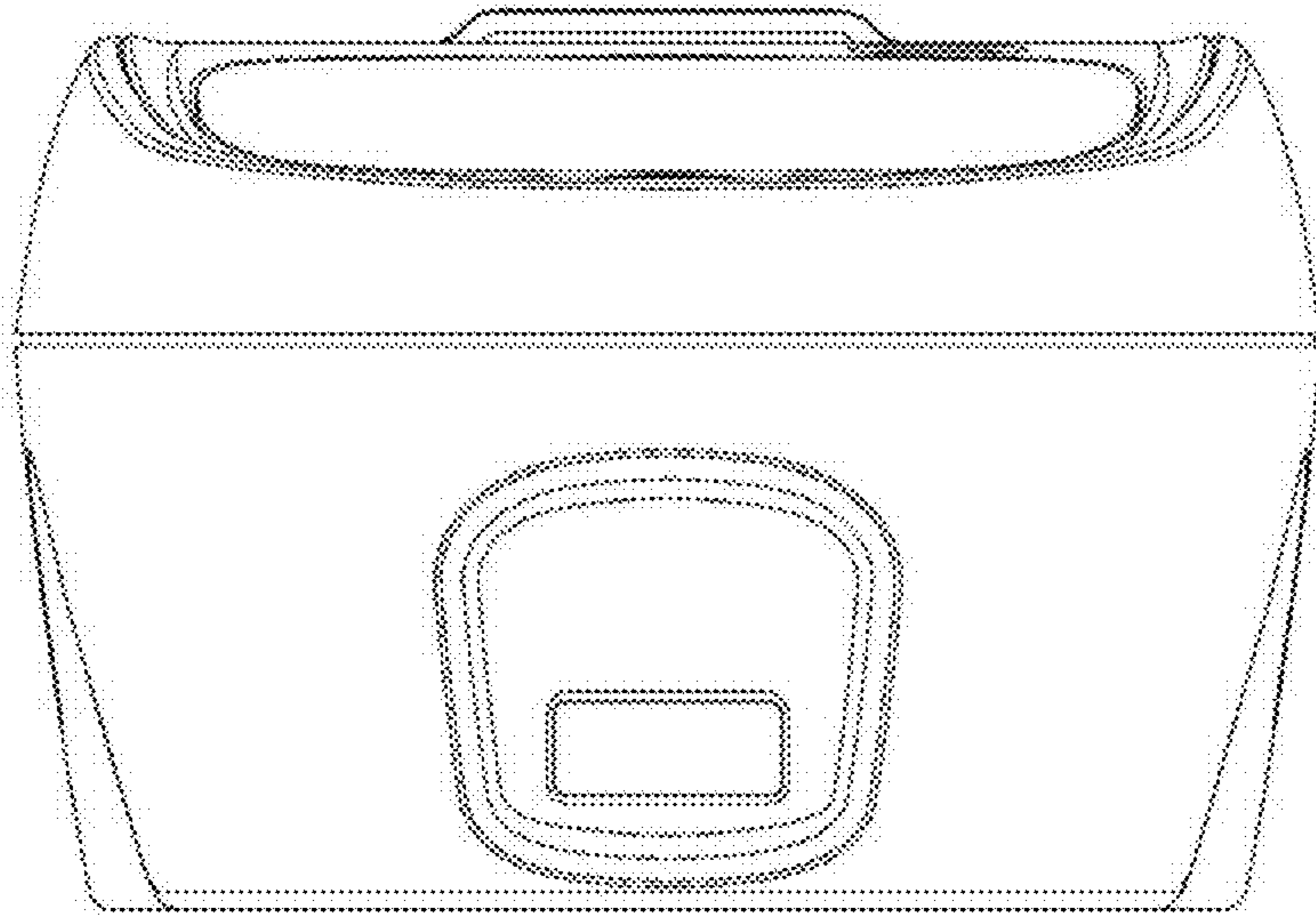


FIG. 2

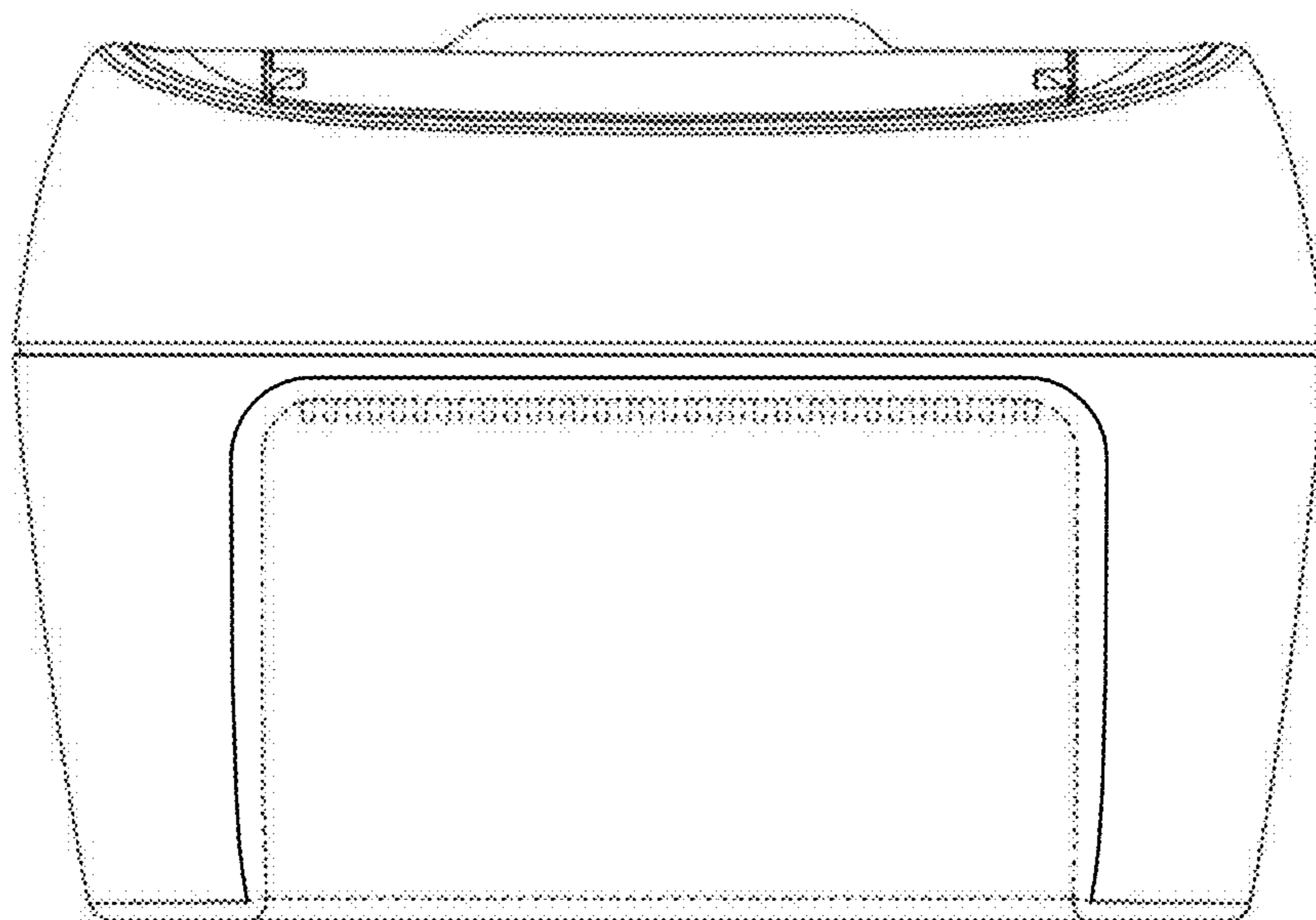


FIG. 3

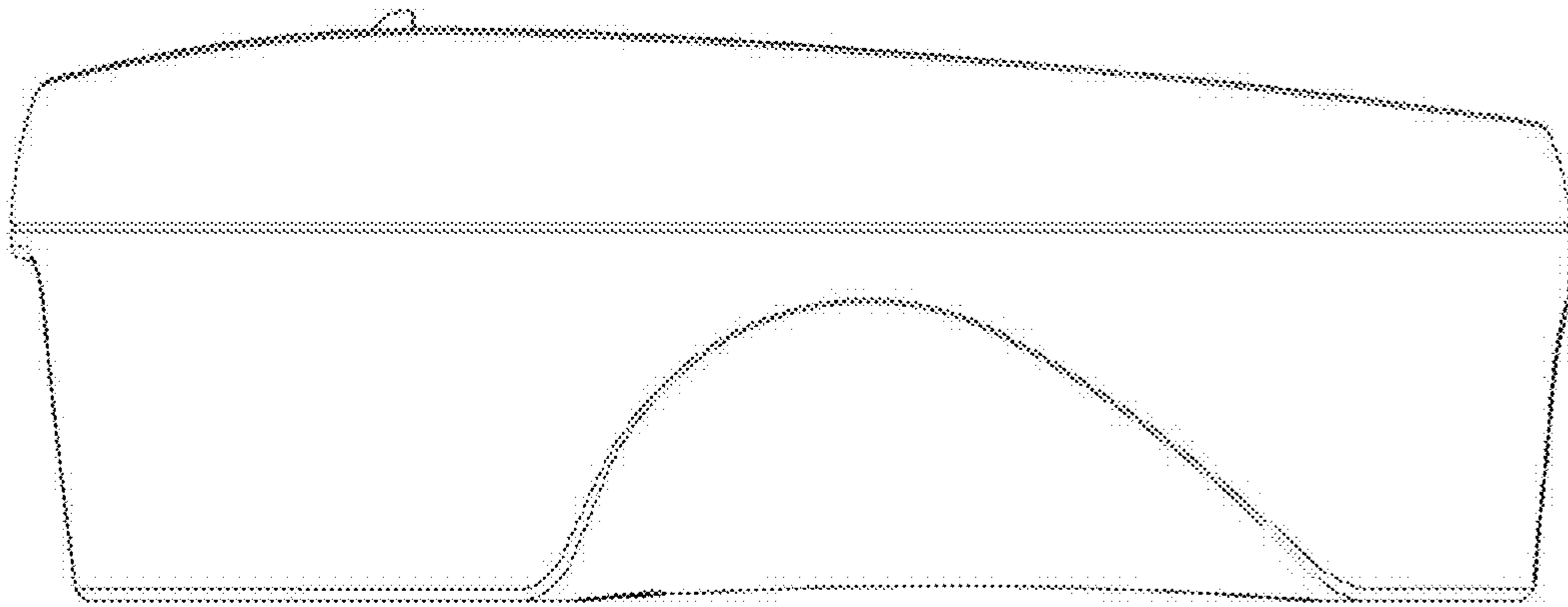


FIG. 4

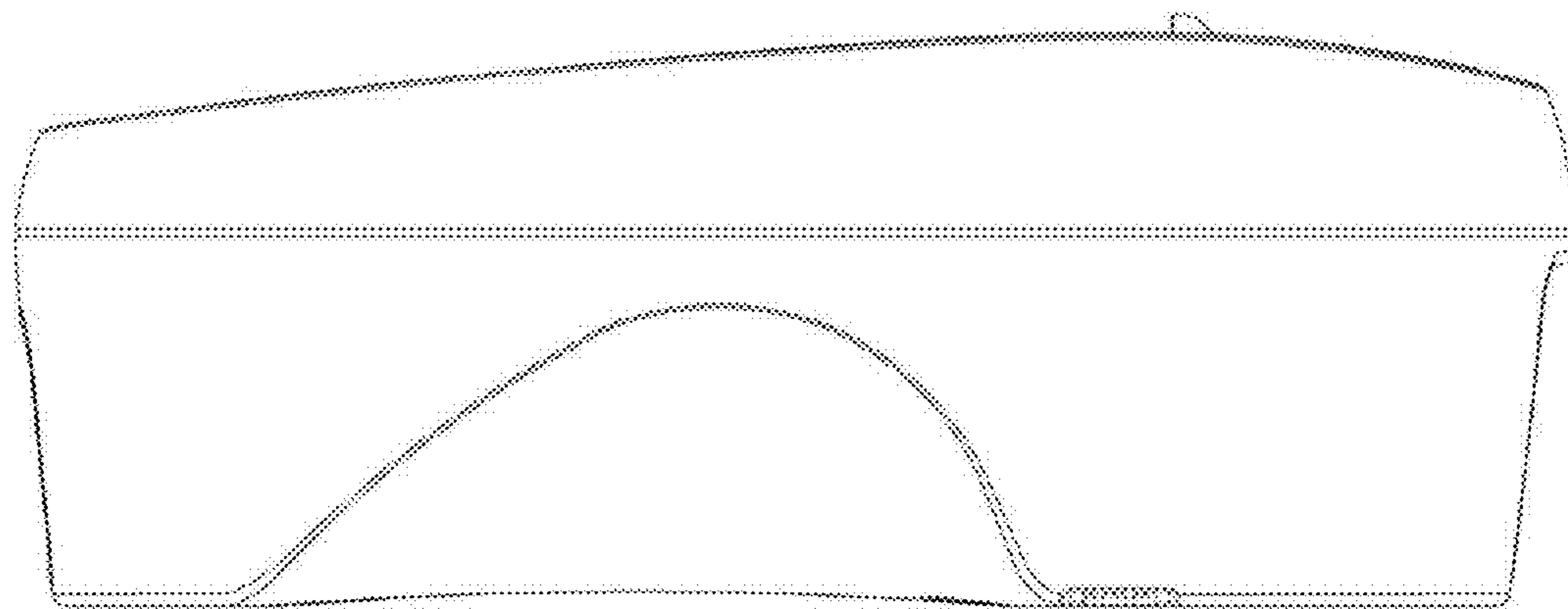


FIG. 5

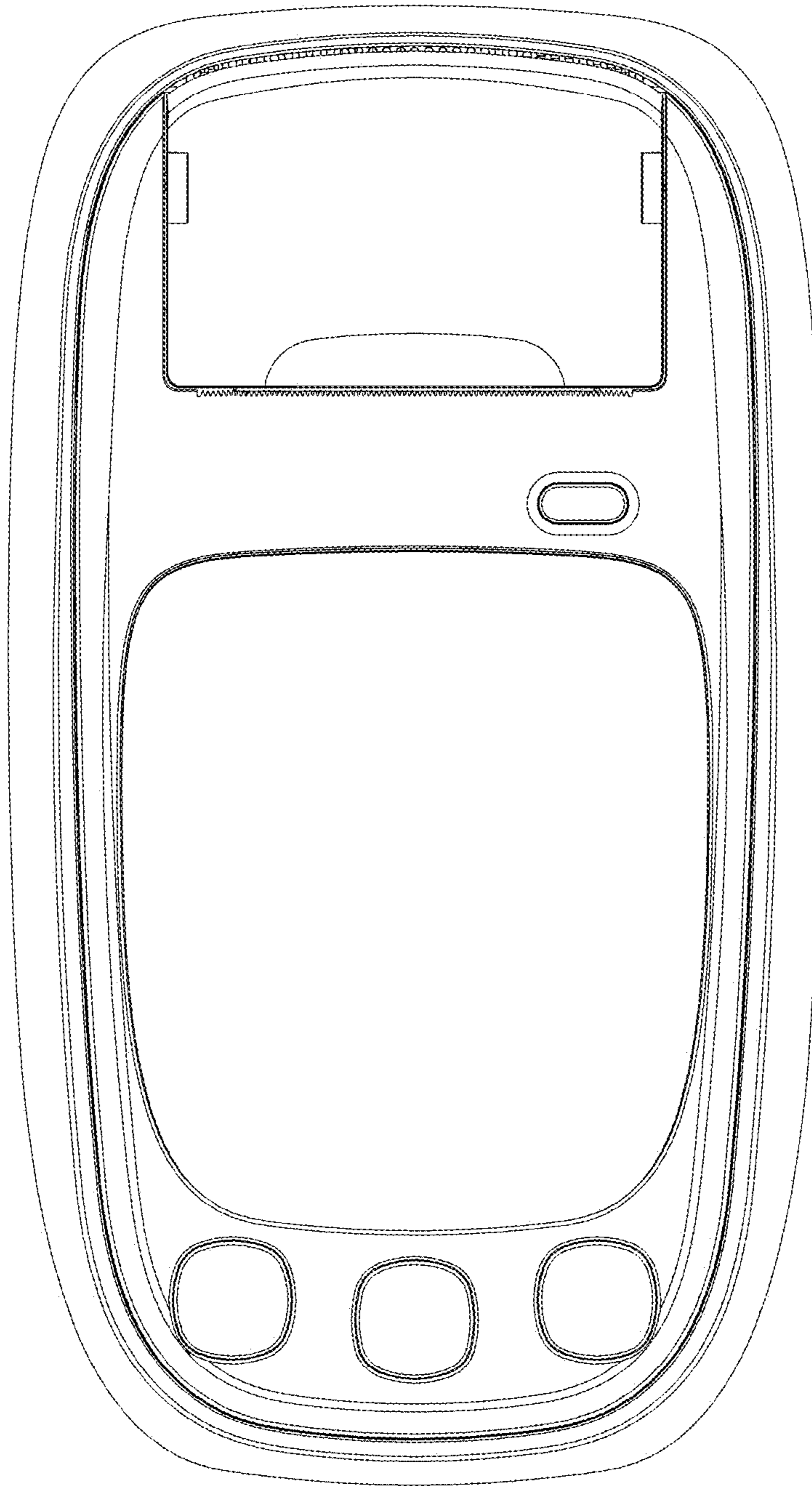


FIG. 6

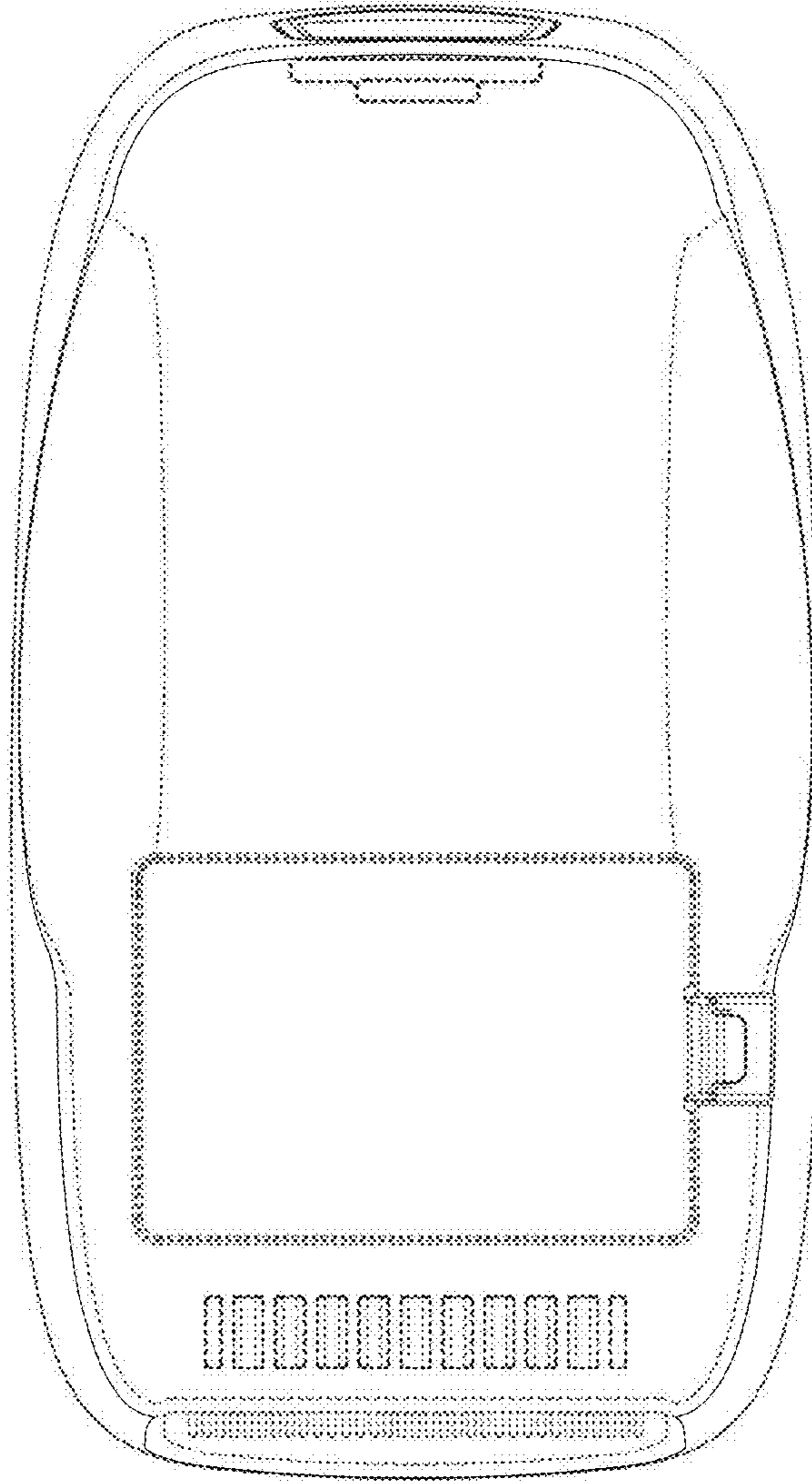


FIG. 7